



SERVICIOS DE SALUD DE SINALOIA

SUBDIRECCION DE EPIDEMIOLOGIA

COVID-19 SINALOIA

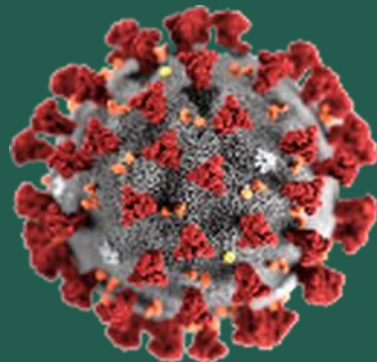
Comunicado Técnico Diario

NUEVA
NORMALIDAD

viernes, 31 de julio de 2020

SALUD

SECRETARÍA DE SALUD



Dr. José Pablo Güémez Alvarez
Jefe de Depto. De Vigilancia Epidemiologica
Servicios de Salud de Sinaloa

| | |
|--------------|-------------|
| Fecha Corte: | 31/jul/2020 |
| Hora Corte: | 2:27 pm |



SERVICIOS DE SALUD DE SINALOA
SUBDIRECCION DE EPIDEMIOLOGIA

PANORAMA EPIDEMIOLOGICO DE COVID-19
SINALOA

Información diaria

**NUEVA
NORMALIDAD**

viernes, 31 de julio de 2020

SALUD

SECRETARÍA DE SALUD



SERVICIOS DE SALUD DE SINALOA

SINALOA , PLATAFORMA DE VIGILANCIA EPIDEMIOLOGICA COVID-19; ENTIDAD NOTIFICANTE

| ESTADOS | Notificados en Plataforma | Acumulados al 31/jul/2020 | | RESULTADO FINAL | | | DEFUNCION | Letalidad | Tasa de Incidencia |
|----------------------|---------------------------|---------------------------|---------------|---------------------|------------------------|---------------------|--------------|-----------|--------------------|
| | Num.- | Femeninos | Masculinos | POSITIVO SARS-CoV-2 | No positivo SARS-CoV-2 | Resultado pendiente | | | |
| AGUASCALIENTES | 12,238 | 6,558 | 5,680 | 4,060 | 7,617 | 561 | 253 | 6.2% | 283.00 |
| BAJA CALIFORNIA | 21,877 | 10,972 | 10,905 | 13,195 | 7,410 | 1,272 | 2,581 | 19.6% | 363.01 |
| BAJA CALIFORNIA SUR | 10,564 | 5,513 | 5,051 | 4,223 | 5,826 | 515 | 169 | 4.0% | 524.79 |
| CAMPECHE | 8,225 | 3,520 | 4,705 | 4,566 | 3,410 | 249 | 469 | 10.3% | 456.32 |
| COAHUILA DE ZARAGOZA | 35,123 | 18,129 | 16,994 | 12,415 | 19,092 | 3,616 | 603 | 4.9% | 385.71 |
| COLIMA | 3,642 | 1,828 | 1,814 | 1,788 | 1,548 | 306 | 200 | 11.2% | 227.73 |
| CHIAPAS | 8,312 | 3,776 | 4,536 | 5,489 | 2,567 | 256 | 893 | 16.3% | 95.79 |
| CHIHUAHUA | 12,706 | 6,368 | 6,338 | 5,127 | 5,141 | 2,438 | 880 | 17.2% | 134.87 |
| CIUDAD DE MÉXICO | 224,742 | 113,274 | 111,468 | 88,004 | 118,598 | 18,140 | 8,870 | 10.1% | 975.80 |
| DURANGO | 13,153 | 7,056 | 6,097 | 3,901 | 8,155 | 1,097 | 273 | 7.0% | 208.72 |
| GUANAJUATO | 51,890 | 27,067 | 24,823 | 20,145 | 29,161 | 2,584 | 948 | 4.7% | 323.45 |
| GUERRERO | 18,356 | 8,967 | 9,389 | 10,441 | 6,461 | 1,454 | 1,370 | 13.1% | 285.50 |
| HIDALGO | 11,228 | 5,448 | 5,780 | 6,532 | 4,449 | 247 | 1,033 | 15.8% | 211.64 |
| JALISCO | 39,214 | 19,914 | 19,300 | 12,849 | 23,066 | 3,299 | 1,502 | 11.7% | 152.79 |
| MÉXICO | 93,238 | 47,461 | 45,777 | 37,177 | 38,179 | 17,882 | 6,316 | 17.0% | 213.32 |
| MICHOACÁN DE OCAMPO | 27,965 | 13,995 | 13,970 | 9,590 | 16,042 | 2,333 | 723 | 7.5% | 198.74 |
| SUBTOTAL | 592473 | 299846 | 292627 | 239502 | 296722 | 56249 | 27083 | | |

Información del Sistema de Vigilancia Epidemiológica de Enfermedades Respiratoria Viral, que informan las 475 unidades monitoras de enfermedad

<https://coronavirus.gob.mx/>

DATOS ABIERTOS 30/07/2020

SERVICIOS DE SALUD DE SINALOA

SINALOA , PLATAFORMA DE VIGILANCIA EPIDEMIOLOGICA COVID-19; ENTIDAD NOTIFICANTE

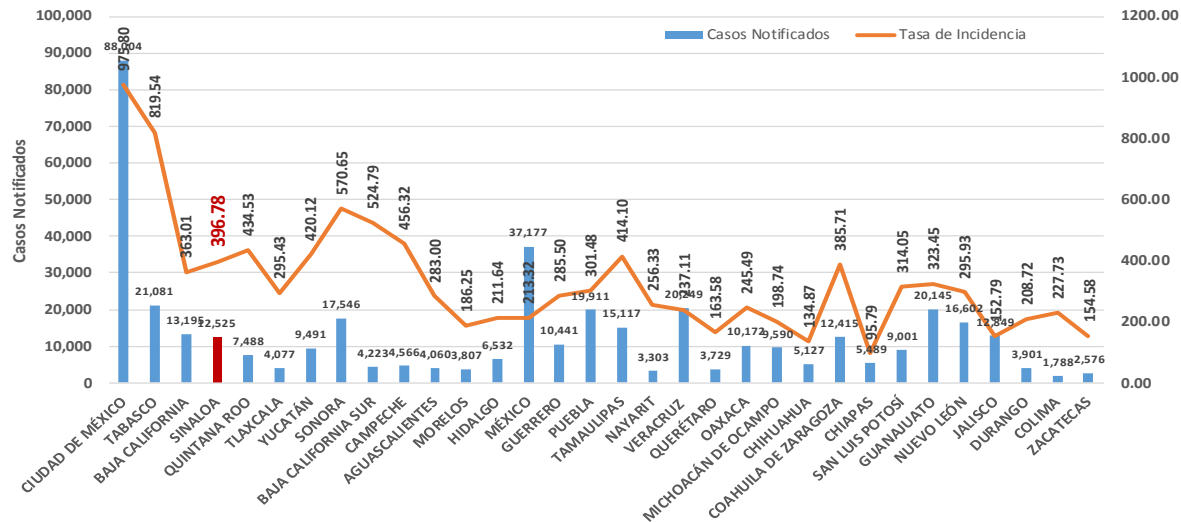
| ESTADOS | Notificados en Plataforma | Acumulados al 31/jul/2020 | | RESULTADO FINAL | | | DEFUNCIÓN | Letalidad | Tasa de Incidencia |
|-------------------|---------------------------|---------------------------|----------------|---------------------|------------------------|---------------------|---------------|--------------|--------------------|
| | Num.- | Femeninos | Masculinos | POSITIVO SARS-CoV-2 | No positivo SARS-CoV-2 | Resultado pendiente | | | |
| MORELOS | 7,756 | 3,819 | 3,937 | 3,807 | 3,647 | 302 | 835 | 21.9% | 186.25 |
| NAYARIT | 6,359 | 3,248 | 3,111 | 3,303 | 2,810 | 246 | 383 | 11.6% | 256.33 |
| NUEVO LEÓN | 49,948 | 25,024 | 24,924 | 16,602 | 27,633 | 5,713 | 1,028 | 6.2% | 295.93 |
| OAXACA | 15,378 | 7,459 | 7,919 | 10,172 | 4,316 | 890 | 916 | 9.0% | 245.49 |
| PUEBLA | 43,780 | 21,467 | 22,313 | 19,911 | 18,798 | 5,071 | 2,377 | 11.9% | 301.48 |
| QUERÉTARO | 7,298 | 3,586 | 3,712 | 3,729 | 3,394 | 175 | 472 | 12.7% | 163.58 |
| QUINTANA ROO | 12,741 | 5,967 | 6,774 | 7,488 | 4,500 | 753 | 976 | 13.0% | 434.53 |
| SAN LUIS POTOSÍ | 25,168 | 12,882 | 12,286 | 9,001 | 11,774 | 4,393 | 452 | 5.0% | 314.05 |
| SINALOA | 22,867 | 11,482 | 11,385 | 12,525 | 8,658 | 1,684 | 2,159 | 17.2% | 396.78 |
| SONORA | 29,462 | 15,451 | 14,011 | 17,546 | 9,431 | 2,485 | 1,911 | 10.9% | 570.65 |
| TABASCO | 40,761 | 20,218 | 20,543 | 21,081 | 17,564 | 2,116 | 1,956 | 9.3% | 819.54 |
| TAMAULIPAS | 41,391 | 19,755 | 21,636 | 15,117 | 20,405 | 5,869 | 980 | 6.5% | 414.10 |
| TLAXCALA | 12,133 | 6,262 | 5,871 | 4,077 | 7,226 | 830 | 671 | 16.5% | 295.43 |
| VERACRUZ | 32,762 | 15,275 | 17,487 | 20,249 | 9,632 | 2,881 | 2,706 | 13.4% | 237.11 |
| YUCATÁN | 19,707 | 9,094 | 10,613 | 9,491 | 9,540 | 676 | 858 | 9.0% | 420.12 |
| ZACATECAS | 6,793 | 3,362 | 3,431 | 2,576 | 3,970 | 247 | 237 | 9.2% | 154.58 |
| SUBTOTAL | 374304 | 184351 | 189953 | 176675 | 163298 | 34331 | 18917 | | |
| Gran Total | 966,777 | 484,197 | 482,580 | 416,177 | 460,020 | 90,580 | 46,000 | 11.1% | 325.67 |

Información del Sistema de Vigilancia Epidemiológica de Enfermedades Respiratoria Viral, que informan las 475 unidades monitoras de enfermedad

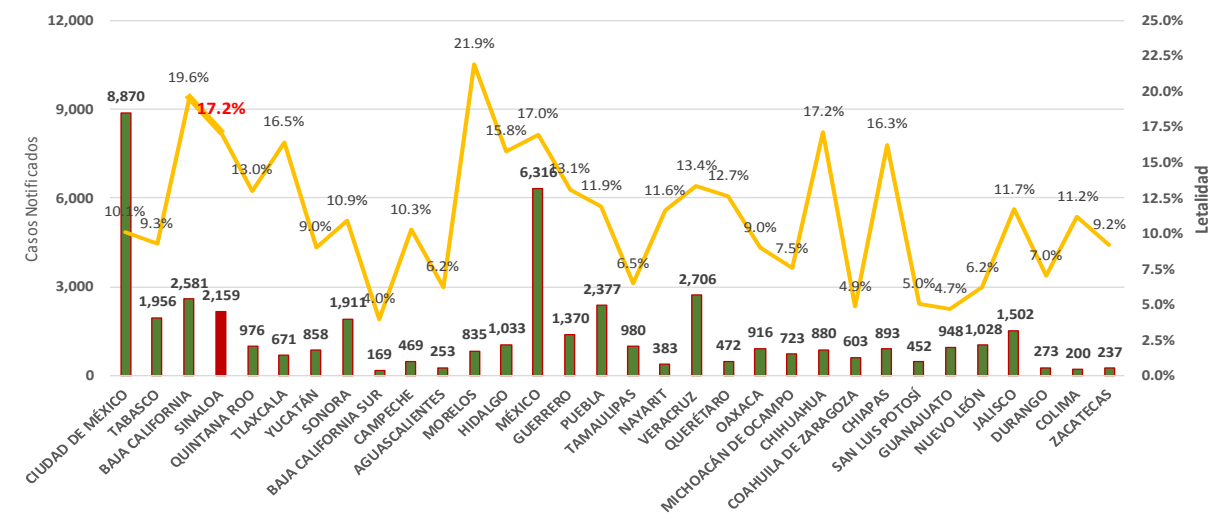
<https://coronavirus.gob.mx/>

DATOS ABIERTOS 30/07/2020

Incidencia de Casos COVID-19 por Estados



Letalidad por COVID-19 por Estados





SERVICIOS DE SALUD DE SINALOA

SUBDIRECCION DE EPIDEMIOLOGIA

| Municipios | Notificados en Plataforma | Acumulados al 31/jul/2020 | | RESULTADO FINAL | | | | | | Tasa de Incidencia | Total Activos* | Tasa de Incidencia Activos |
|--------------------|---------------------------|---------------------------|---------------|--------------------|---------------------|--------------|---------------------|--------------|--------------|--------------------|----------------|----------------------------|
| | Num.- | Femeninos | Masculinos | RESULTADO NEGATIVO | RESULTADO INFLUENZA | OTROS DX | POSITIVO SARS-CoV-2 | SOSPECHOSOS | DEFUNCION | | | |
| AHOME | 3,637 | 1,757 | 1,880 | 1,197 | 46 | 229 | 1,987 | 178 | 481 | 415.1 | 55 | 11.5 |
| CHOIX | 58 | 24 | 34 | 22 | 3 | 1 | 29 | 3 | 6 | 79.8 | 2 | 5.5 |
| EL FUERTE | 392 | 195 | 197 | 141 | 3 | 29 | 199 | 20 | 48 | 182.5 | 4 | 3.7 |
| GUASAVE | 4,028 | 2,164 | 1,864 | 1,199 | 9 | 621 | 2,004 | 195 | 313 | 618.7 | 65 | 20.1 |
| SINALOA | 338 | 158 | 180 | 127 | 0 | 20 | 180 | 11 | 19 | 184.2 | 6 | 6.1 |
| ANGOSTURA | 259 | 122 | 137 | 69 | 0 | 19 | 159 | 12 | 36 | 317.1 | 11 | 21.9 |
| MOCORITO | 152 | 68 | 84 | 56 | 0 | 11 | 74 | 11 | 17 | 148.4 | 3 | 6.0 |
| SALVADOR ALVARADO | 1,015 | 520 | 495 | 322 | 1 | 45 | 619 | 28 | 96 | 697.6 | 11 | 12.4 |
| BADIRAGUATO | 120 | 62 | 58 | 35 | 0 | 25 | 52 | 8 | 9 | 165.1 | 0 | 0.0 |
| CULIACÁN | 11,778 | 6,072 | 5,706 | 3,846 | 26 | 2,505 | 4,487 | 914 | 788 | 448.9 | 239 | 23.9 |
| NAVOLATO | 805 | 425 | 380 | 248 | 8 | 115 | 376 | 58 | 82 | 253.4 | 15 | 10.1 |
| COSALÁ | 124 | 69 | 55 | 21 | 0 | 48 | 49 | 6 | 2 | 279.5 | 1 | 5.7 |
| ELOTA | 95 | 45 | 50 | 30 | 2 | 26 | 29 | 8 | 4 | 64.9 | 3 | 6.7 |
| SAN IGNACIO | 33 | 13 | 20 | 8 | 0 | 2 | 20 | 3 | 5 | 84.4 | 0 | 0.0 |
| CONCORDIA | 63 | 27 | 36 | 12 | 0 | 14 | 30 | 7 | 4 | 94.2 | 0 | 0.0 |
| ESCUINAPA | 368 | 203 | 165 | 79 | 5 | 44 | 211 | 29 | 19 | 339.6 | 1 | 1.6 |
| MAZATLÁN | 4,742 | 2,369 | 2,373 | 1,340 | 3 | 1,059 | 2,063 | 277 | 278 | 405.9 | 97 | 19.1 |
| ROSARIO | 174 | 86 | 88 | 44 | 1 | 21 | 95 | 13 | 7 | 173.7 | 2 | 3.7 |
| Total | 28,181 | 14,379 | 13,802 | 8,796 | 107 | 4,834 | 12,663 | 1,781 | 2,214 | 401.2 | 515 | 16.3 |
| Otro Estado | 160 | 57 | 103 | 61 | 2 | 15 | 68 | 14 | 12 | | | |

Fuente: Plataforma Nacional de Vigilancia Epidemiologica COVID-19. Acumulados al 31/jul/2020 Tasa de Incidencia por 100,000 Habitantes. Por Lugar de Residencia.

CASOS ACTIVOS*: Caso Confirmado Positivo con fecha de inicio de sintomas en los ultimos 14 dias.

Línea del tiempo COVID-2019, México

58 días

31 diciembre 2019

Brote de 27 casos nuevos de neumonía de etiología desconocida en la provincia de Wuhan, China

2020

09 enero

Identificación de nuevo Coronavirus (2019-nCoV)

11 y 12 enero

Primera defunción y publicación del genoma del 2019-nCoV

13 enero

Primer caso importado en Tailandia

15 enero

Primer caso importado en las américas (EUA)

30 enero

Declaratoria de emergencia de salud pública de importancia internacional (ESPI)

27 febrero

Primer caso confirmado en México

Fase 1
27 febrero

11 marzo

Declaratoria de pandemia

18 marzo

Primera defunción en México

Fase 2
24 marzo

23 marzo

Inicio de transmisión local México y arranque de Jornada Nacional de Sana Distancia México

01 abril

Declaratoria de fase de emergencia México

Fase 3
21 abril



213 Dias

[31/12/2019 - 31/07/2020]

40 Dias

60 Dias

NUEVA NORMALIDAD

01 Junio

COVID-19 SINALOA: Resumen de Casos Confirmados

27 feb - al viernes, 31 de julio de 2020

Confirmados acumulados

12,731

Casos Estudiados

28,341

Negativos acumulados

8,857

Casos Confirmados activos*

515

Defunciones

2,226

Nuevos Sospechosos

1,795

*CASO ACTIVO: Caso confirmado positivo con fecha de inicio de síntomas en los últimos 14 días.

FASE 1

27/02/2020

Primer Caso Confirmado COVID-19

NUEVA NORMALIDAD

01/06/2020

3594 Casos Confirmados COVID-19

Nivel de Riesgo



FASE 2

23/03/2020

4 Casos Confirmados COVID-19



FASE 3

21/04/2020

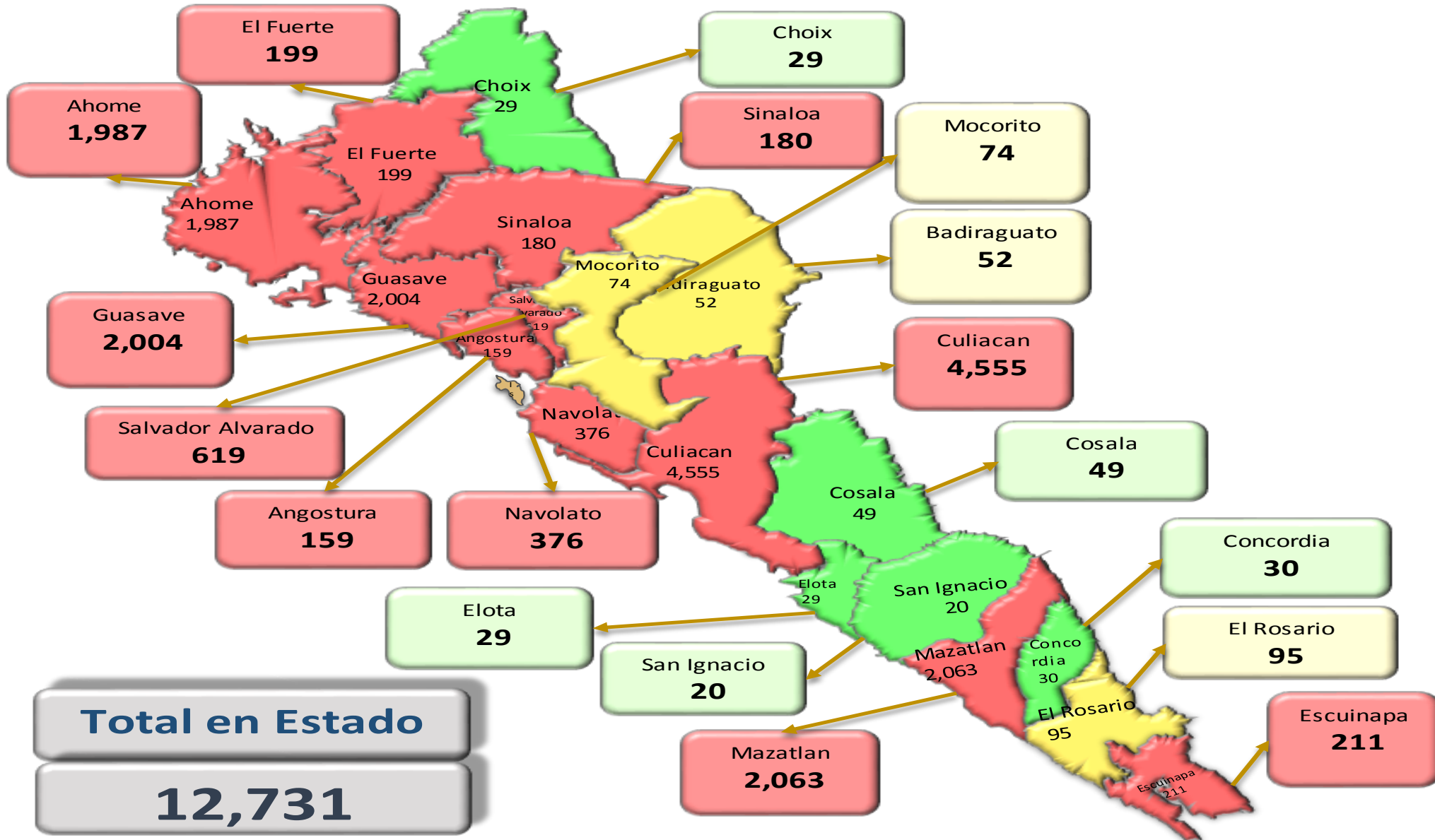
557 Casos Confirmados COVID-19



155 Dias

[27/02/2020 - 31/07/2020]

COVID-19 Sinaloa: Mapa de casos confirmados acumulados por municipio de residencia



NUEVA NORMALIDAD

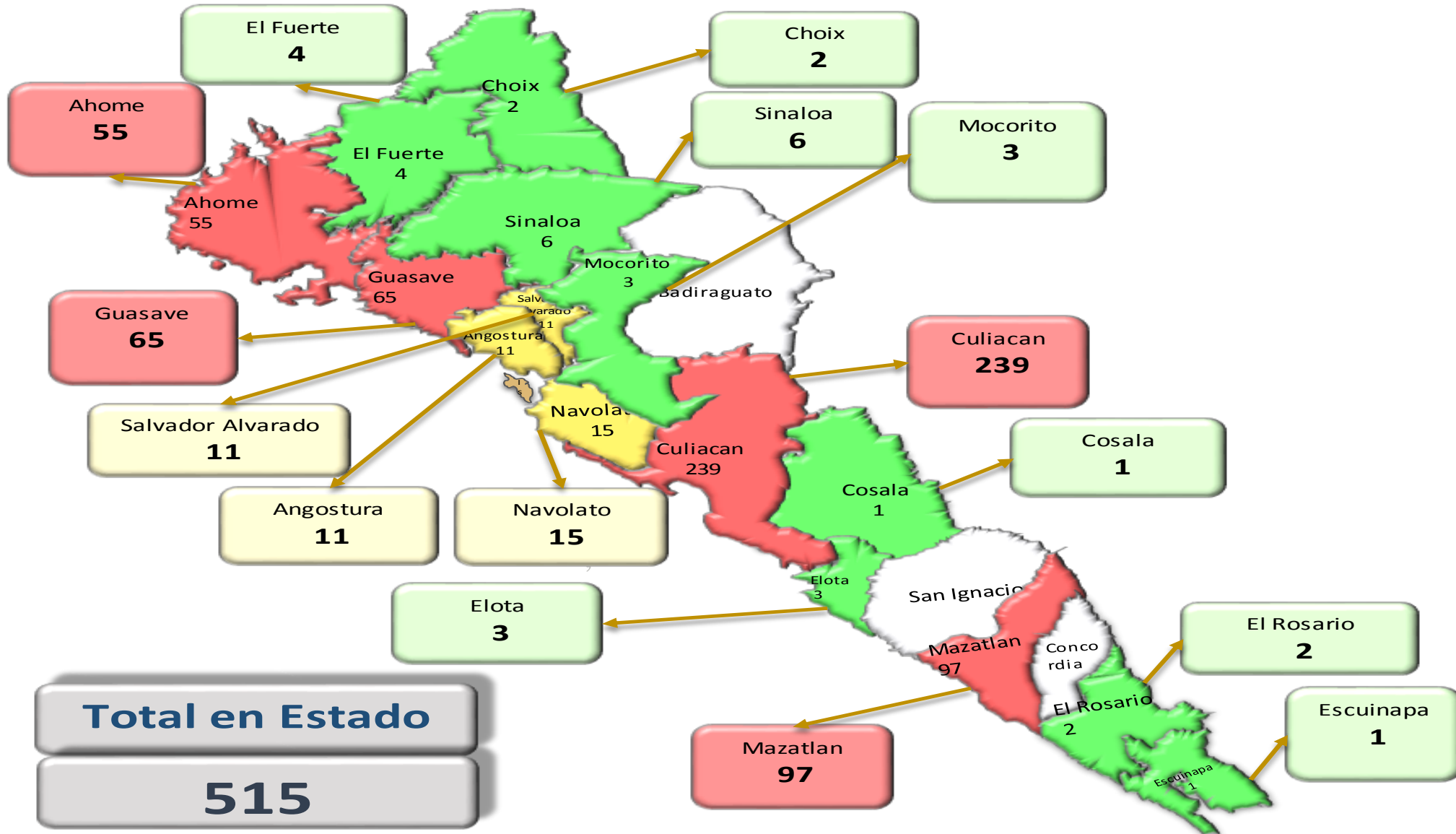
12,731

Confirmados acumulados



COVID-19 Sinaloa: Mapa de casos confirmados activos por municipio de residencia

CASOS ACTIVOS*: Caso Confirmado Positivo con fecha de inicio de síntomas en los últimos 14 días.



NUEVA NORMALIDAD

515

Confirmados activos



Total en Estado
515

COVID-19 Sinaloa: Tabla de Tasas de Letalidad, Mortalidad y Morbilidad

| Municipio | Poblacion 2020 | Defunciones Acumuladas a la | | | Casos confirmados Acumulados a la | | | Tasa letalidad X 100 (D/G)*100 | Lugar Letalidad | Tasa de mortalidad (D/B por 100,000) | Lugar Mortalidad | Tasa de morbilidad (G/B por 100,000) | Lugar Morbilidad | Casos activos Ultimos 14 dias |
|----------------------|------------------|-----------------------------|----------------|------------|-----------------------------------|----------------|------------|--------------------------------|-----------------|--------------------------------------|------------------|--------------------------------------|------------------|-------------------------------|
| | | SEM EPI NUM-29 | SEM EPI NUM-30 | Aumento | SEM EPI NUM-29 | SEM EPI NUM-30 | Aumento | | | | | | | |
| AHOME | 478,702 | 419 | 459 | 40 | 1783 | 1911 | 128 | 24.02 | 3 | 95.88 | 2 | 399.20 | 4 | 55 |
| CHOIX | 36,345 | 6 | 6 | 0 | 23 | 27 | 4 | 22.22 | 6 | 16.51 | 14 | 74.29 | 17 | 2 |
| EL FUERTE | 109,067 | 43 | 47 | 4 | 175 | 192 | 17 | 24.48 | 2 | 43.09 | 8 | 176.04 | 11 | 4 |
| GUASAVE | 323,928 | 283 | 307 | 24 | 1817 | 1932 | 115 | 15.89 | 10 | 94.77 | 3 | 596.43 | 2 | 65 |
| SINALOA | 97,695 | 18 | 19 | 1 | 162 | 175 | 13 | 10.86 | 15 | 19.45 | 13 | 179.13 | 10 | 6 |
| ANGOSTURA | 50,140 | 25 | 31 | 6 | 135 | 149 | 14 | 20.81 | 7 | 61.83 | 5 | 297.17 | 7 | 10 |
| MOCORITO | 49,852 | 16 | 17 | 1 | 70 | 71 | 1 | 23.94 | 4 | 34.10 | 9 | 142.42 | 14 | 3 |
| SALVADOR ALVARADO | 88,736 | 85 | 92 | 7 | 582 | 607 | 25 | 15.16 | 11 | 103.68 | 1 | 684.05 | 1 | 11 |
| BADIRAGUATO | 31,493 | 9 | 9 | 0 | 49 | 51 | 2 | 17.65 | 9 | 28.58 | 11 | 161.94 | 13 | 0 |
| CULIACAN | 999,591 | 732 | 772 | 40 | 3956 | 4304 | 348 | 17.94 | 8 | 77.23 | 4 | 430.58 | 3 | 238 |
| NAVOLATO | 148,357 | 76 | 81 | 5 | 337 | 361 | 24 | 22.44 | 5 | 54.60 | 6 | 243.33 | 9 | 15 |
| COSALA | 17,530 | 2 | 2 | 0 | 47 | 48 | 1 | 4.17 | 18 | 11.41 | 17 | 273.82 | 8 | 1 |
| ELOTA | 44,674 | 4 | 4 | 0 | 25 | 27 | 2 | 14.81 | 12 | 8.95 | 18 | 60.44 | 18 | 3 |
| SAN IGNACIO | 23,690 | 5 | 5 | 0 | 19 | 20 | 1 | 25.00 | 1 | 21.11 | 12 | 84.42 | 16 | 0 |
| CONCORDIA | 31,830 | 4 | 4 | 0 | 29 | 30 | 1 | 13.33 | 13 | 12.57 | 16 | 94.25 | 15 | 0 |
| ESCUINAPA | 62,140 | 18 | 19 | 1 | 200 | 211 | 11 | 9.00 | 16 | 30.58 | 10 | 339.56 | 6 | 1 |
| MAZATLAN | 508,203 | 239 | 262 | 23 | 1841 | 1987 | 146 | 13.19 | 14 | 51.55 | 7 | 390.99 | 5 | 97 |
| ROSARIO | 54,700 | 7 | 7 | 0 | 87 | 95 | 8 | 7.37 | 17 | 12.80 | 15 | 173.67 | 12 | 2 |
| TOTAL SINALOA | 3,156,674 | 1991 | 2143 | 152 | 11337 | 12,198 | 861 | 17.57 | | 67.89 | | 386.42 | | 513 |

NUEVA NORMALIDAD

Tasa de Mortalidad
67.9
por 100 mil habt.

Tasa de Letalidad
17.6
por 100 habt.



COVID-19 Sinaloa: Tabla de Positividad e índice de pruebas por Municipio

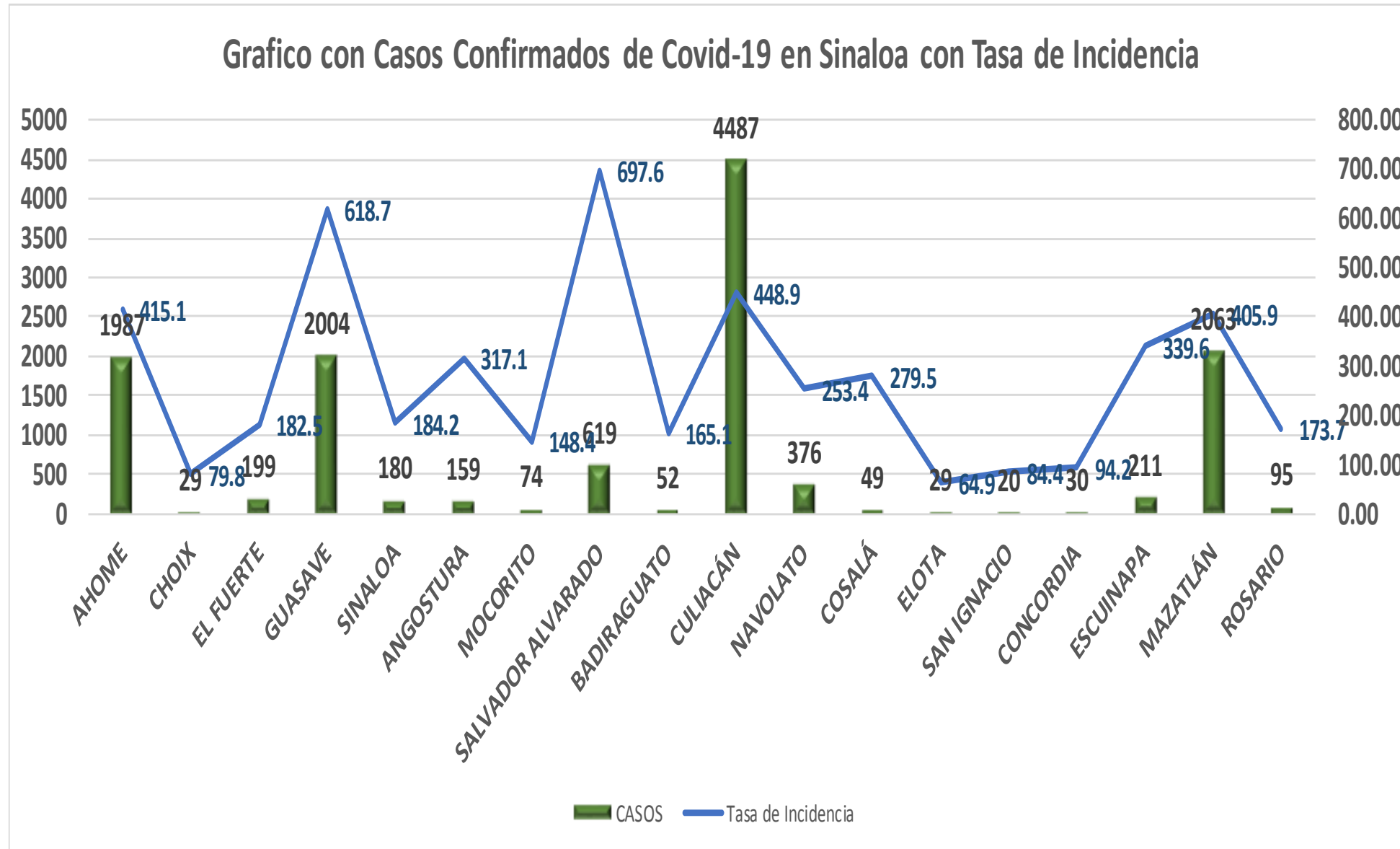
| Municipio | Poblacion 2020 | SOSPECHOSOS | NEGATIVOS | CASOS CONFIRMADOS | PRUEBAS REALIZADAS Acumuladas a la | | | INDICE DE POSITIVIDAD | Lugar de Indice de POSITIVIDAD | INDICE DE PRUEBAS POR 100,000 | Lugar INDICE DE PRUEBAS |
|----------------------|------------------|---------------|--------------|-------------------|------------------------------------|----------------|--------------|-----------------------|--------------------------------|-------------------------------|-------------------------|
| | | | | | SEM EPI NUM-29 | SEM EPI NUM-30 | Aumento | | | | |
| AHOME | 478,702 | 3731 | 1223 | 1994 | 3072 | 3287 | 215 | 60.66 | 10 | 686.65 | 4 |
| CHOIX | 36,345 | 58 | 22 | 29 | 50 | 53 | 3 | 54.72 | 16 | 145.83 | 16 |
| EL FUERTE | 109,067 | 396 | 143 | 199 | 330 | 351 | 21 | 56.70 | 15 | 321.82 | 10 |
| GUASAVE | 323,928 | 4113 | 1215 | 2007 | 3057 | 3262 | 205 | 61.53 | 8 | 1007.01 | 2 |
| SINALOA | 97,695 | 346 | 127 | 182 | 276 | 303 | 27 | 60.07 | 11 | 310.15 | 11 |
| ANGOSTURA | 50,140 | 261 | 68 | 160 | 208 | 227 | 19 | 70.48 | 2 | 452.73 | 7 |
| MOCORITO | 49,852 | 153 | 56 | 74 | 123 | 130 | 7 | 56.92 | 14 | 260.77 | 14 |
| SALVADOR ALVARADO | 88,736 | 1016 | 322 | 619 | 908 | 942 | 34 | 65.71 | 6 | 1061.58 | 1 |
| BADIRAGUATO | 31,493 | 120 | 35 | 52 | 75 | 87 | 12 | 59.77 | 12 | 276.25 | 12 |
| CULIACAN | 999,591 | 11963 | 3879 | 4507 | 7839 | 8426 | 587 | 53.49 | 17 | 842.94 | 3 |
| NAVOLATO | 148,357 | 812 | 252 | 376 | 589 | 632 | 43 | 59.49 | 13 | 426.00 | 8 |
| COSALA | 17,530 | 125 | 21 | 50 | 68 | 71 | 3 | 70.42 | 3 | 405.02 | 9 |
| ELOTA | 44,674 | 99 | 32 | 29 | 64 | 67 | 3 | 43.28 | 18 | 149.98 | 15 |
| SAN IGNACIO | 23,690 | 36 | 9 | 20 | 32 | 32 | 0 | 62.50 | 7 | 135.08 | 17 |
| CONCORDIA | 31,830 | 63 | 12 | 30 | 41 | 42 | 1 | 71.43 | 1 | 131.95 | 18 |
| ESCUINAPA | 62,140 | 387 | 87 | 211 | 305 | 311 | 6 | 67.85 | 4 | 500.48 | 6 |
| MAZATLAN | 508,203 | 4742 | 1342 | 2062 | 3150 | 3391 | 241 | 60.81 | 9 | 667.25 | 5 |
| ROSARIO | 54,700 | 176 | 44 | 96 | 139 | 143 | 4 | 67.13 | 5 | 261.42 | 13 |
| TOTAL SINALOA | 3,156,674 | 28,597 | 8,889 | 12,697 | 20,326 | 21,757 | 1,431 | 40.86 | | 281.59 | |

NUEVA NORMALIDAD

Indice de Positividad
40.9
Estado de SINALOA
SEM EPI NUM-30



COVID-19 Sinaloa: Grafico tasa de incidencia de casos Confirmados por municipio



NUEVA NORMALIDAD

12,731

Confirmados activos

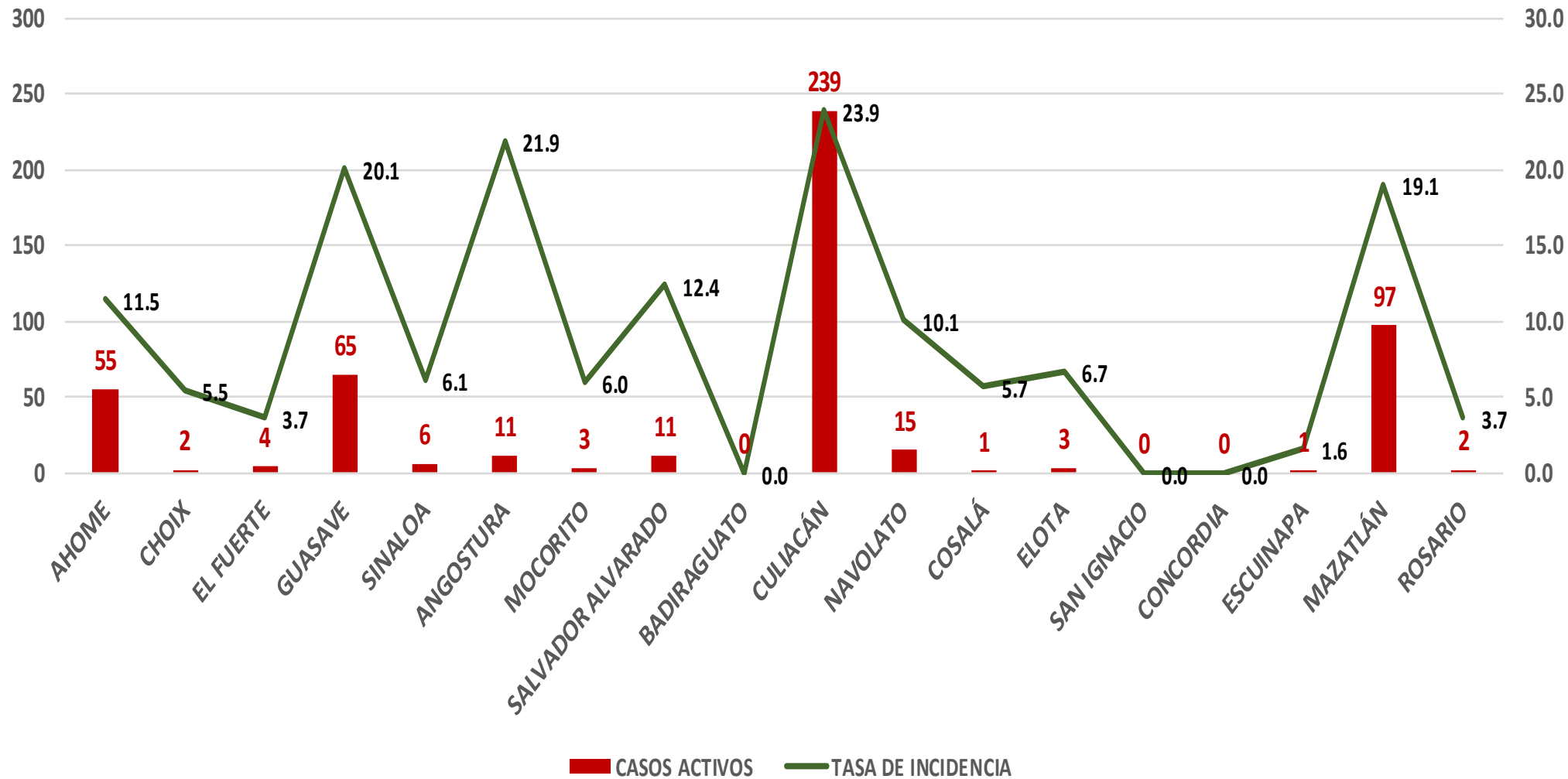
401.2

Incidenia Estatal Casos Confirmados por 100 mil hab.



COVID-19 Sinaloa: Grafico tasa de incidencia de casos activos por municipio

Casos Confirmados Activos* de Covid-19 en Sinaloa con Tasa de Incidencia



NUEVA NORMALIDAD

515

Confirmados activos

16.3

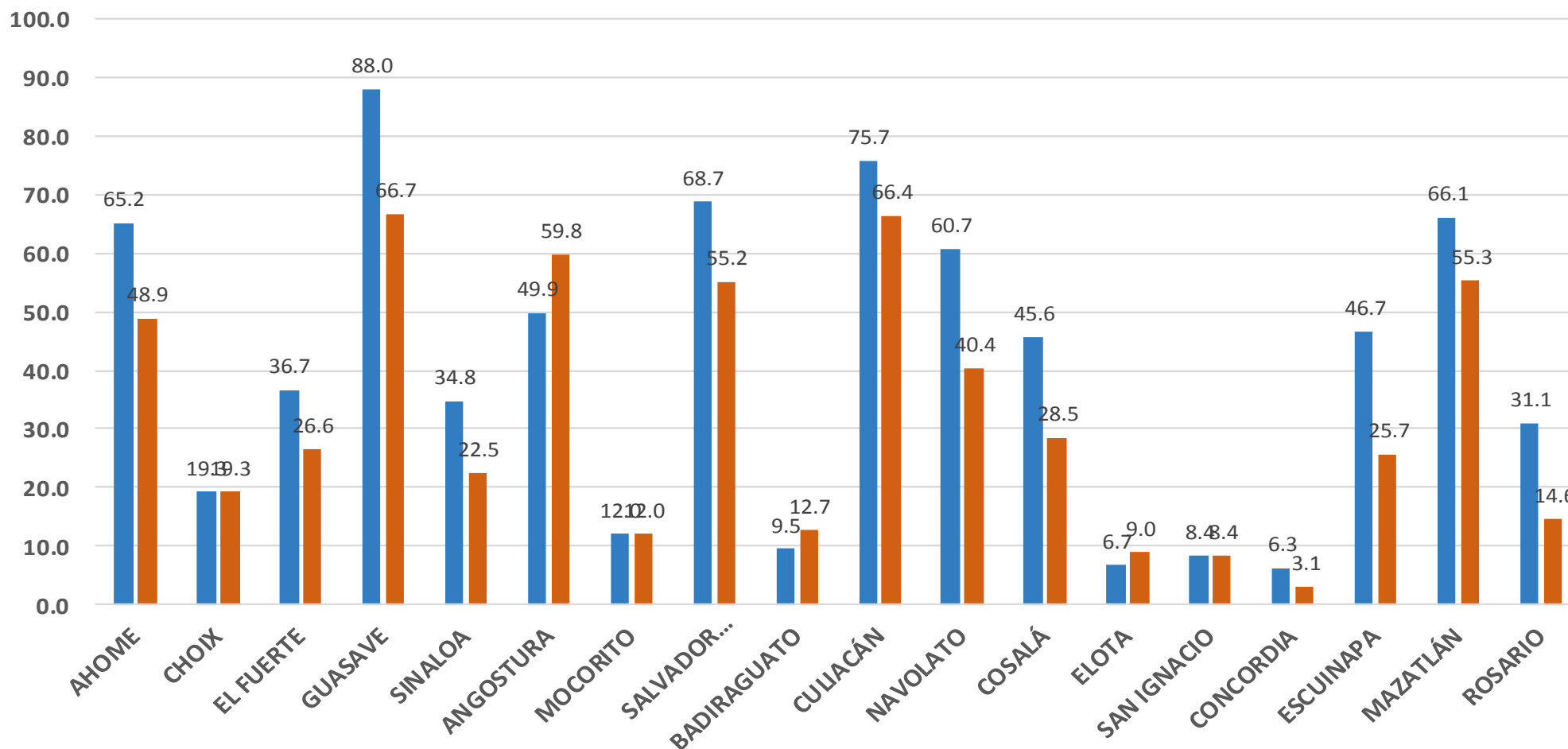
Incidenia Estatal Casos Activos por 100 mil hab.



COVID-19 Sinaloa: Grafico tasa de incidencia de casos activos por municipio

INCIDENCIA DE CASOS ACTIVOS POR MUNICIPIO

■ 5-18 julio ■ 12-25 julio



NUEVA NORMALIDAD

515

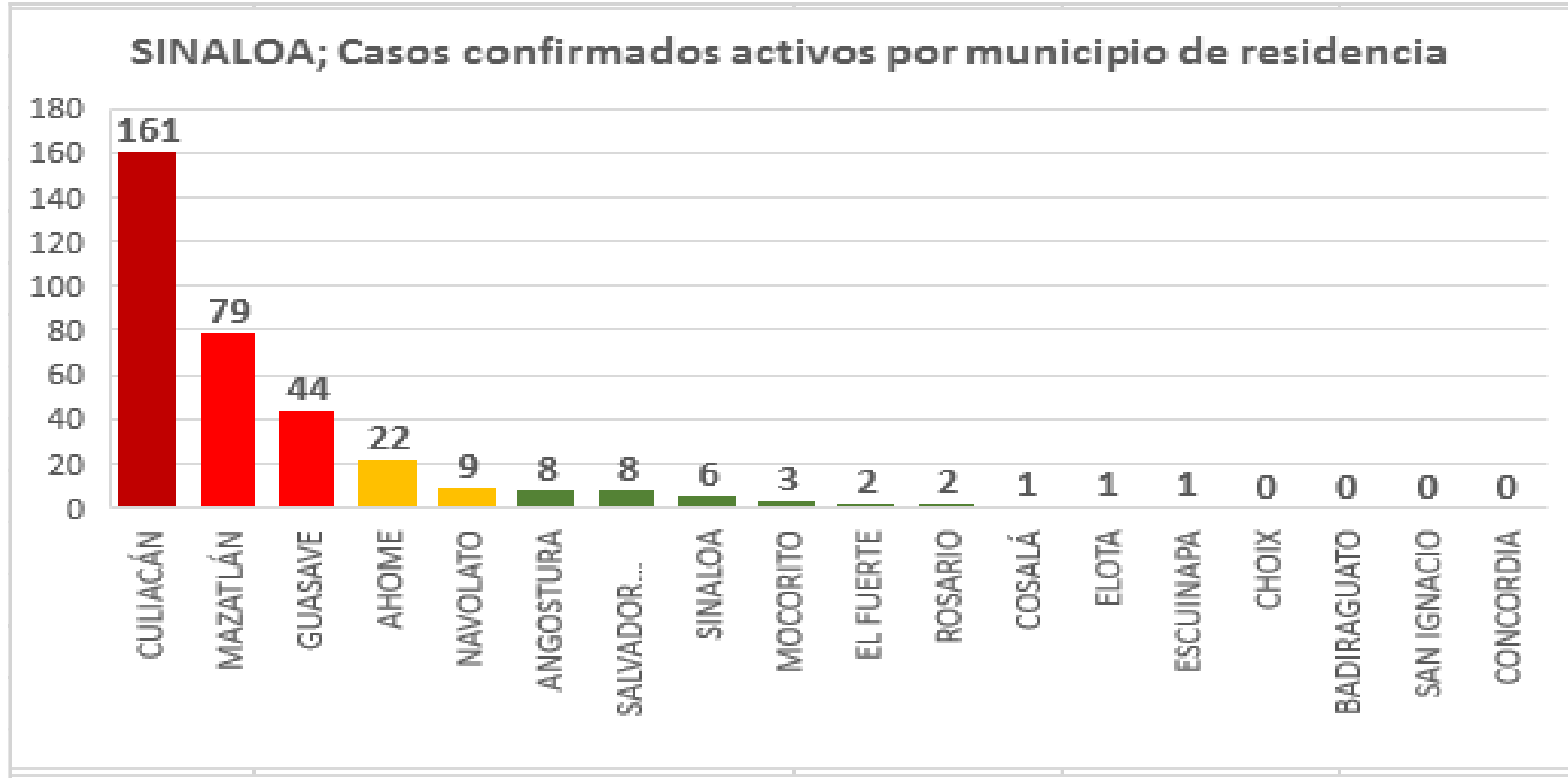
Confirmados activos

16.3

Incidencia Estatal Casos Activos por 100 mil hab.



COVID-19 Sinaloa: Casos Confirmados Activos por Municipio de Residencia



NUEVA NORMALIDAD

515

Confirmados activos

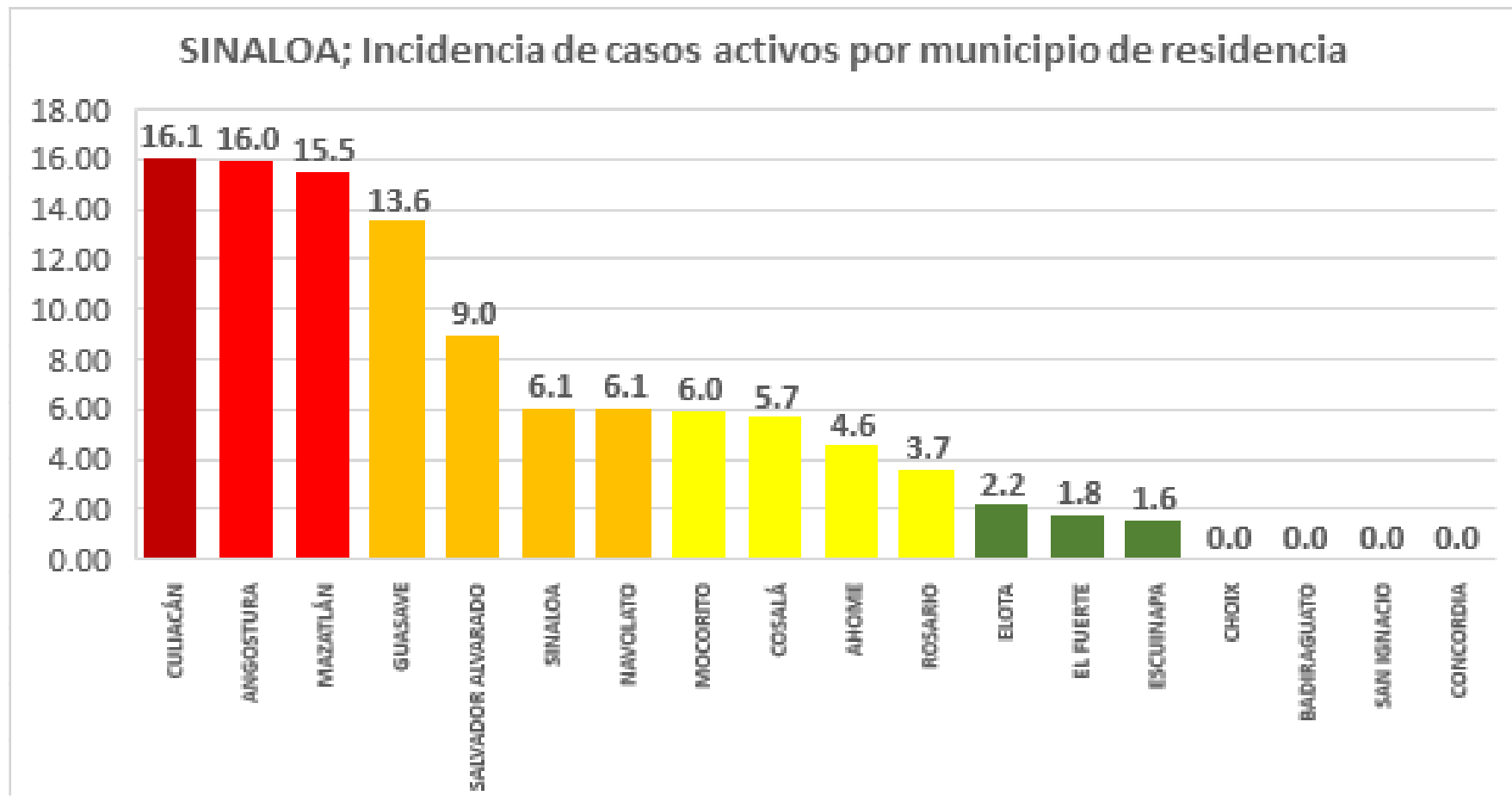
16.3

Incidencia Estatal Casos Activos por 100 mil hab.



Este grafico tiene fuente de :
Información del Sistema de Vigilancia Epidemiológica de Enfermedades Respiratoria Viral, que informan las 475 unidades monitoras de enfermedad
DATOS ABIERTOS
30/07/2020

COVID-19 Sinaloa: Incidencia de Casos Activos Confirmados por Municipio de Residencia



Incidencia: por 100 mil habitantes

NUEVA NORMALIDAD

515

Confirmados activos

16.3

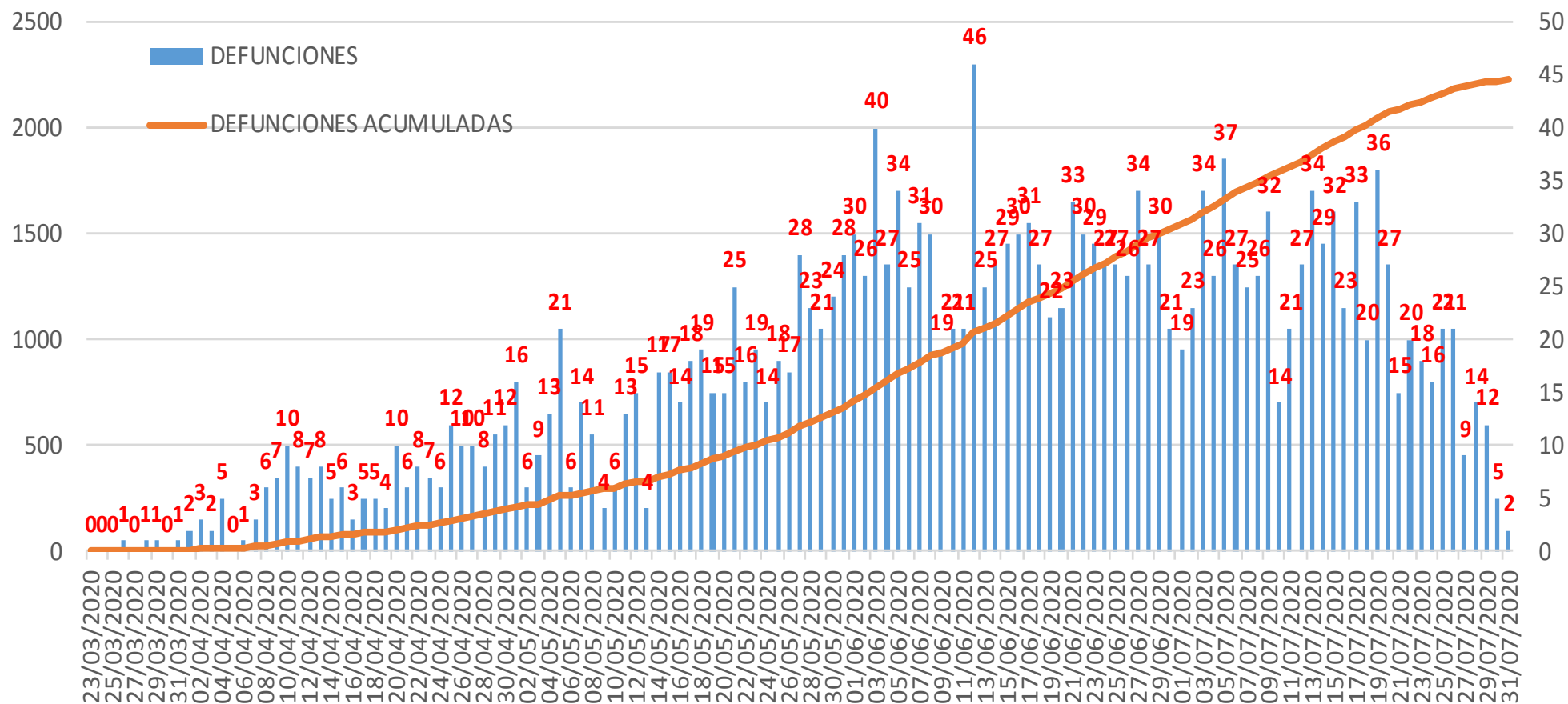
Incidencia Estatal Casos Activos por 100 mil hab.



Este grafico tiene fuente de :
 Información del Sistema de Vigilancia Epidemiológica de Enfermedades Respiratoria Viral, que informan las 475 unidades monitoras de enfermedad
 DATOS ABIERTOS
 30/07/2020

COVID-19 Sinaloa: Defunciones acumuladas por fecha de defunción asociadas a Sars-CoV-2

Defunciones por día y acumuladas por fecha de defunción



NUEVA NORMALIDAD

2,226

Defunciones Acumuladas

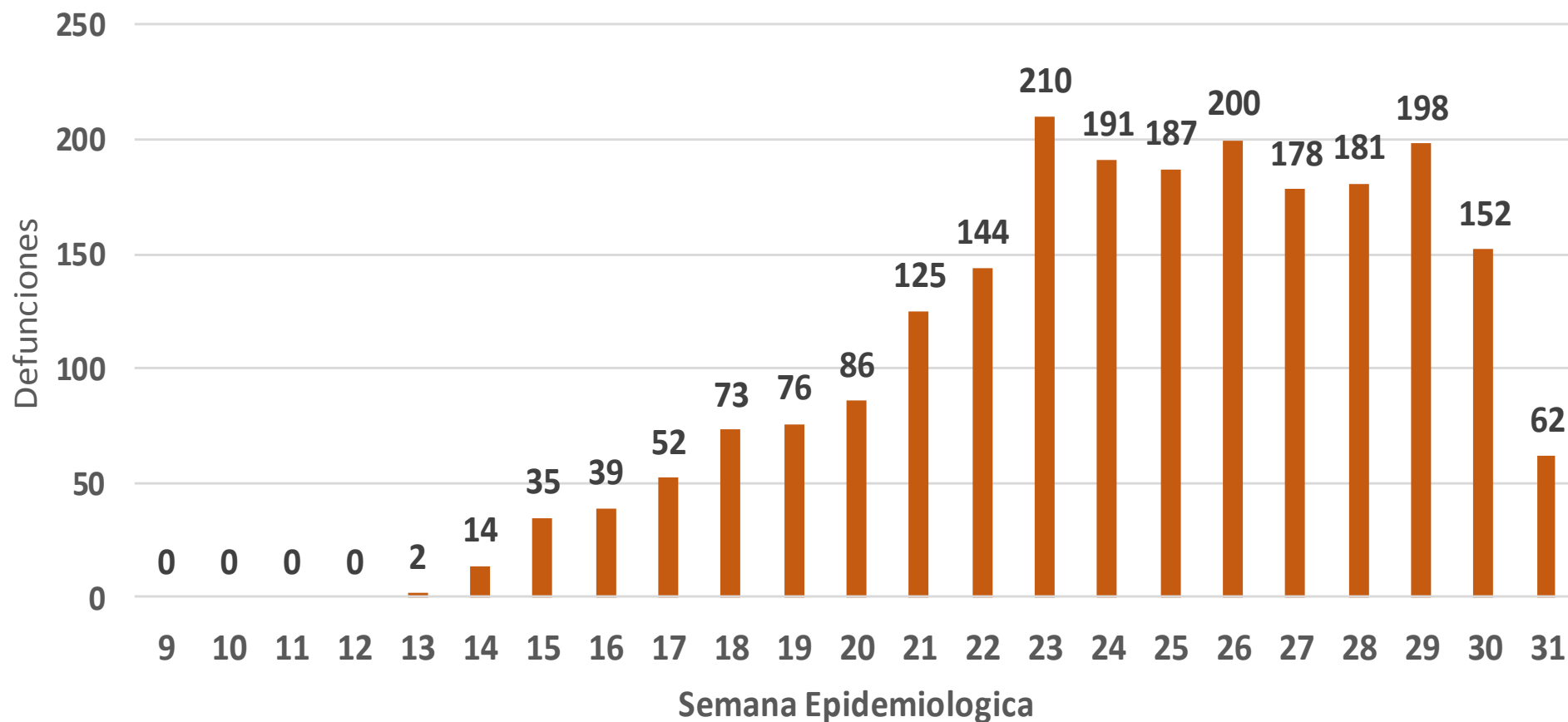
269

Defunciones últimos 14 días



COVID-19 Sinaloa: Defunciones Asociadas a SARS-CoV-2 Notificadas por Semana Epidemiológica

Defunciones Asociadas a SARS-CoV-2 Notificadas por semana en SINALOA Mpio. Residentes



NUEVA
NORMALIDAD

2,226

Defunciones
Acumuladas

269

Defunciones
últimos 14
días



COVID-19 Sinaloa: Embarazadas y Menores de 15 años



MUJERES EN EDAD FERTIL Y EMBARAZADAS

POSITIVAS A SARS-CoV-2

| MUJERES EN EDAD FERTIL POR GRUPO DE EDAD | Mujeres Sospechosas | % | Mujeres (+) COVID-19 | % | CON SARS-Cov2 | | % | DEFUNCIÓN | Hospitalizadas COVID-19 | Indice de Hospitalización | |
|--|---------------------|---------------|----------------------|---------------|---------------|--------------|---------------|-----------|-------------------------|---------------------------|--|
| | | | | | EMBARAZADAS | En PUERPERIO | | | | | |
| De 10 a 14 años | 109 | 1.2% | 26 | 0.7% | 0 | 0 | 0.0% | 0 | 0 | 0.0% | |
| De 15 a 19 años | 247 | 2.7% | 67 | 1.8% | 13 | 1 | 12.2% | 0 | 7 | 53.8% | |
| De 20 a 24 años | 713 | 7.7% | 249 | 6.7% | 21 | 4 | 21.7% | 1 | 8 | 38.1% | |
| De 25 a 44 años | 6,673 | 71.7% | 2,714 | 72.7% | 66 | 10 | 66.1% | 2 | 22 | 33.3% | |
| De 45 a 49 años | 1,567 | 16.8% | 675 | 18.1% | 0 | 0 | 0.0% | 0 | 0 | 0.0% | |
| TOTAL | 9,309 | 100.0% | 3,731 | 100.0% | 100 | 15 | 100.0% | 3 | 37 | 37.0% | |
| | | | | | 115 | | | | | | |

NUEVA NORMALIDAD

2,226

Defunciones Acumuladas

269

Defunciones últimos 14 días

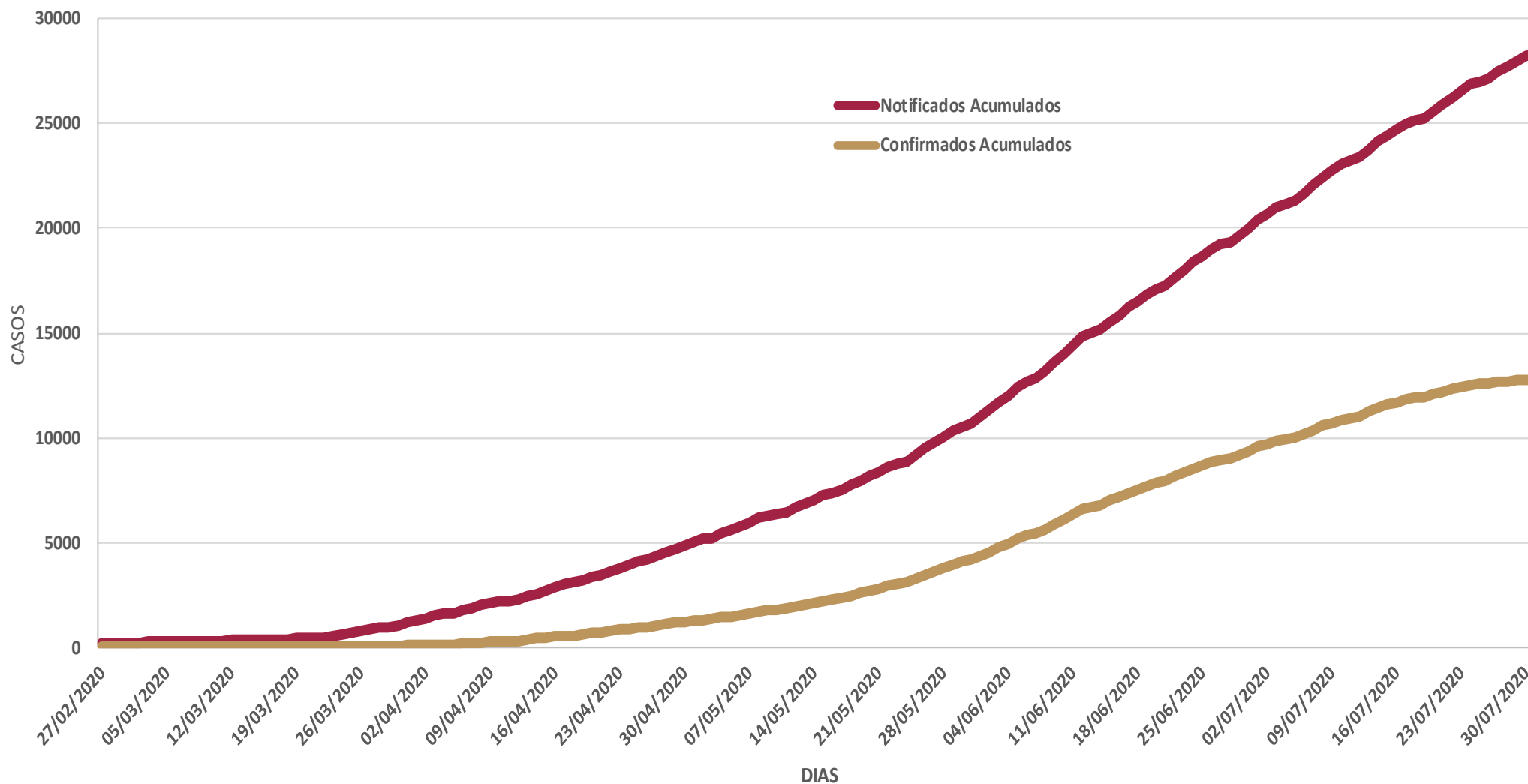


MENORES DE 15 AÑOS POSITIVOS A SARS-CoV-2

| Grupo de Edad | Sospechosos | % | CASOS (+) COVID-19 | % | Defuncion | Letalidad | Hosp-COVID-19 | Indice de Hospitalización | Tasa de Incidencia |
|---------------------------|-------------|---------------|--------------------|---------------|-----------|-------------|---------------|---------------------------|--------------------|
| De 00 años | 109 | 13.6% | 17 | 11.0% | 1 | 5.9% | 12 | 70.6% | 33.8 |
| De 01 a 04 años | 241 | 30.1% | 31 | 20.1% | 1 | 3.2% | 12 | 38.7% | 15.2 |
| De 05 a 09 años | 226 | 28.2% | 52 | 33.8% | 3 | 5.8% | 13 | 25.0% | 19.8 |
| De 10 a 14 años | 225 | 28.1% | 54 | 35.1% | 3 | 5.6% | 10 | 18.5% | 19.9 |
| TOTAL < 15 AÑOS | 801 | 100.0% | 154 | 100.0% | 8 | 5.2% | 47 | 30.5% | |



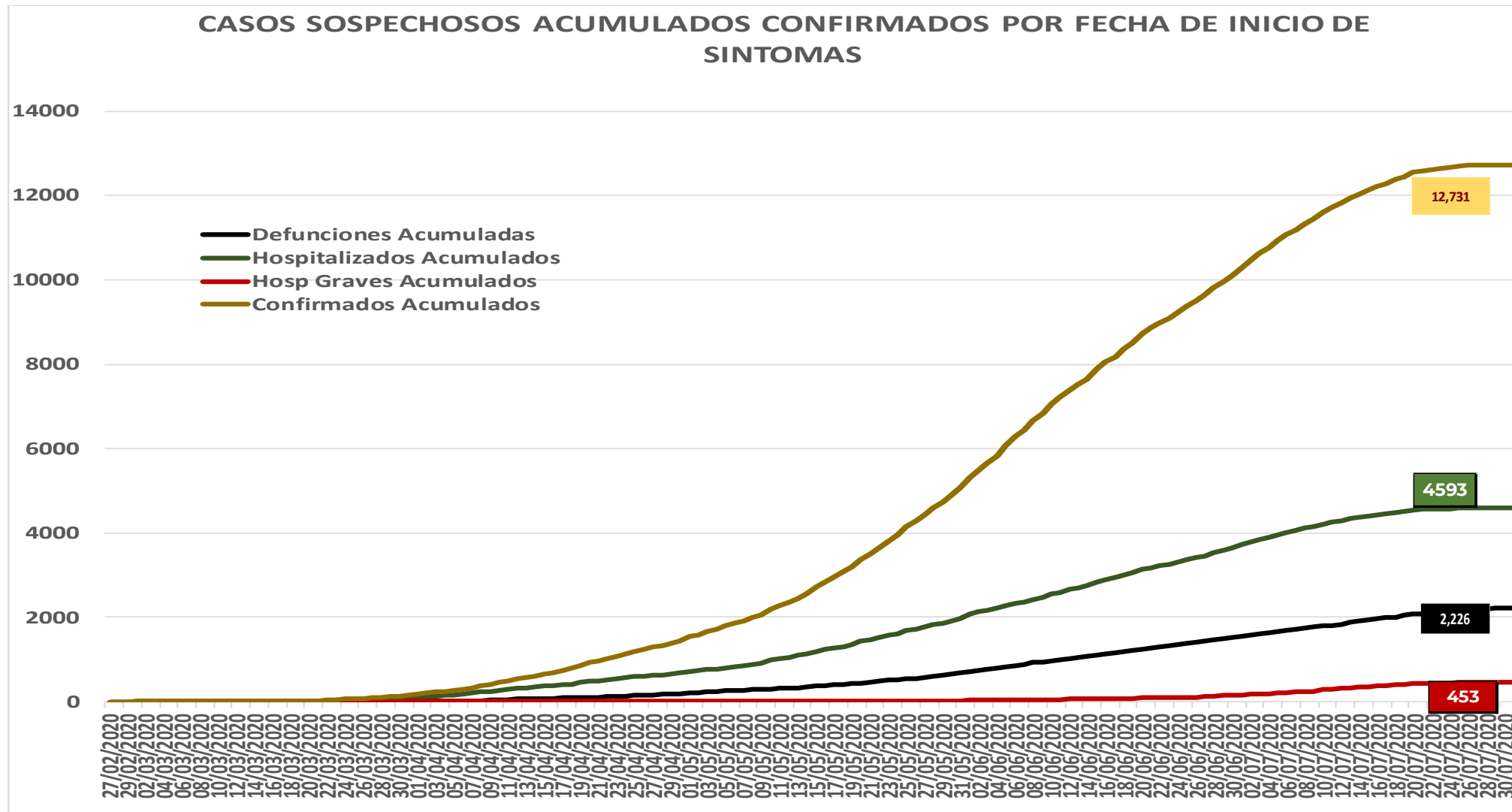
COVID-19 Sinaloa: Casos acumulados sospechosos y confirmados por fecha de inicio de síntomas



NUEVA NORMALIDAD



COVID-19 Sinaloa: Casos sospechosos y confirmados por fecha de inicio de síntomas



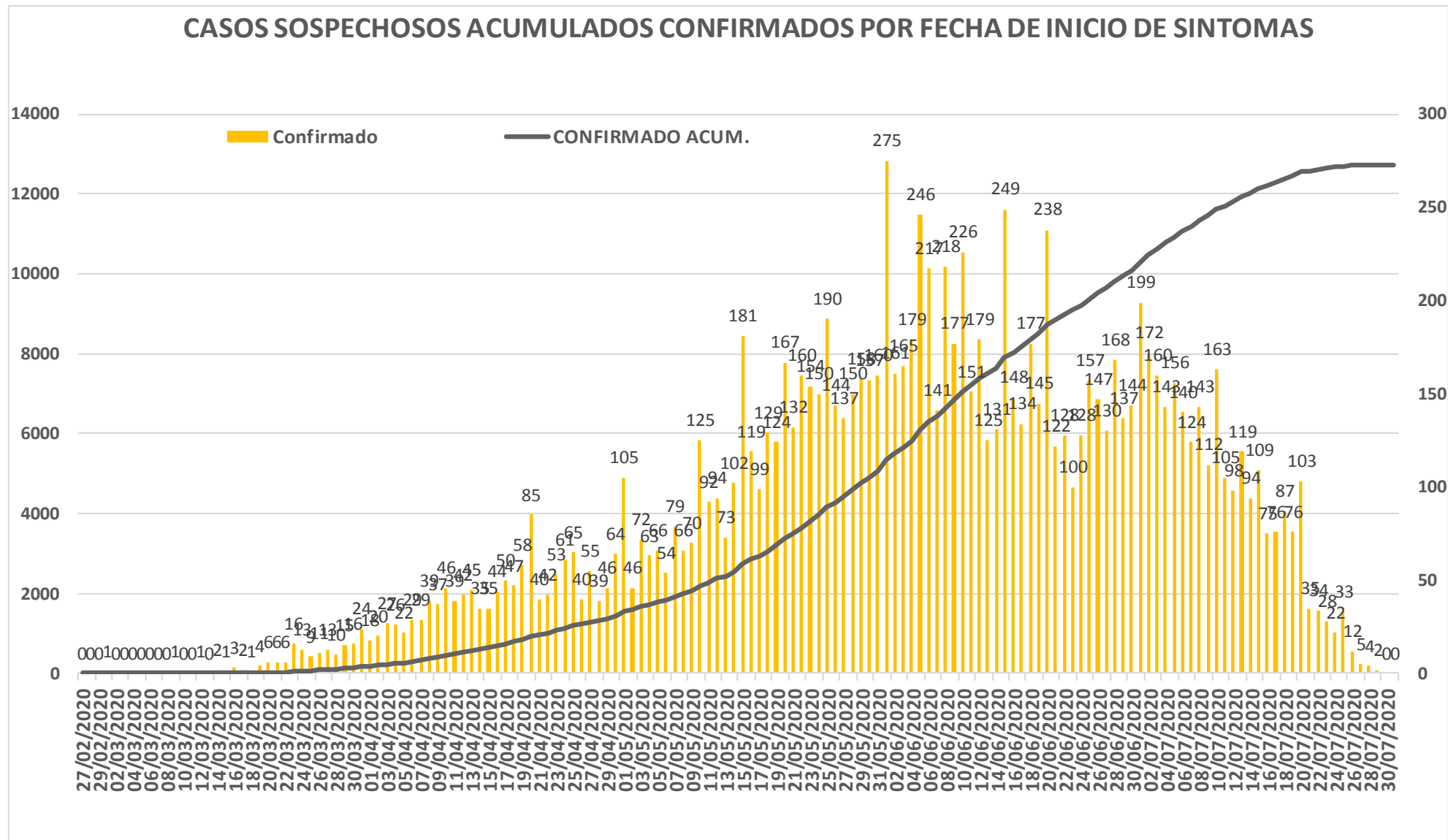
NUEVA NORMALIDAD

1,795
Nuevos Sospechosos

12,731
Confirmados



COVID-19 Sinaloa: Curva epidémica de casos acumulados Incidentes por fecha de inicio de síntomas.



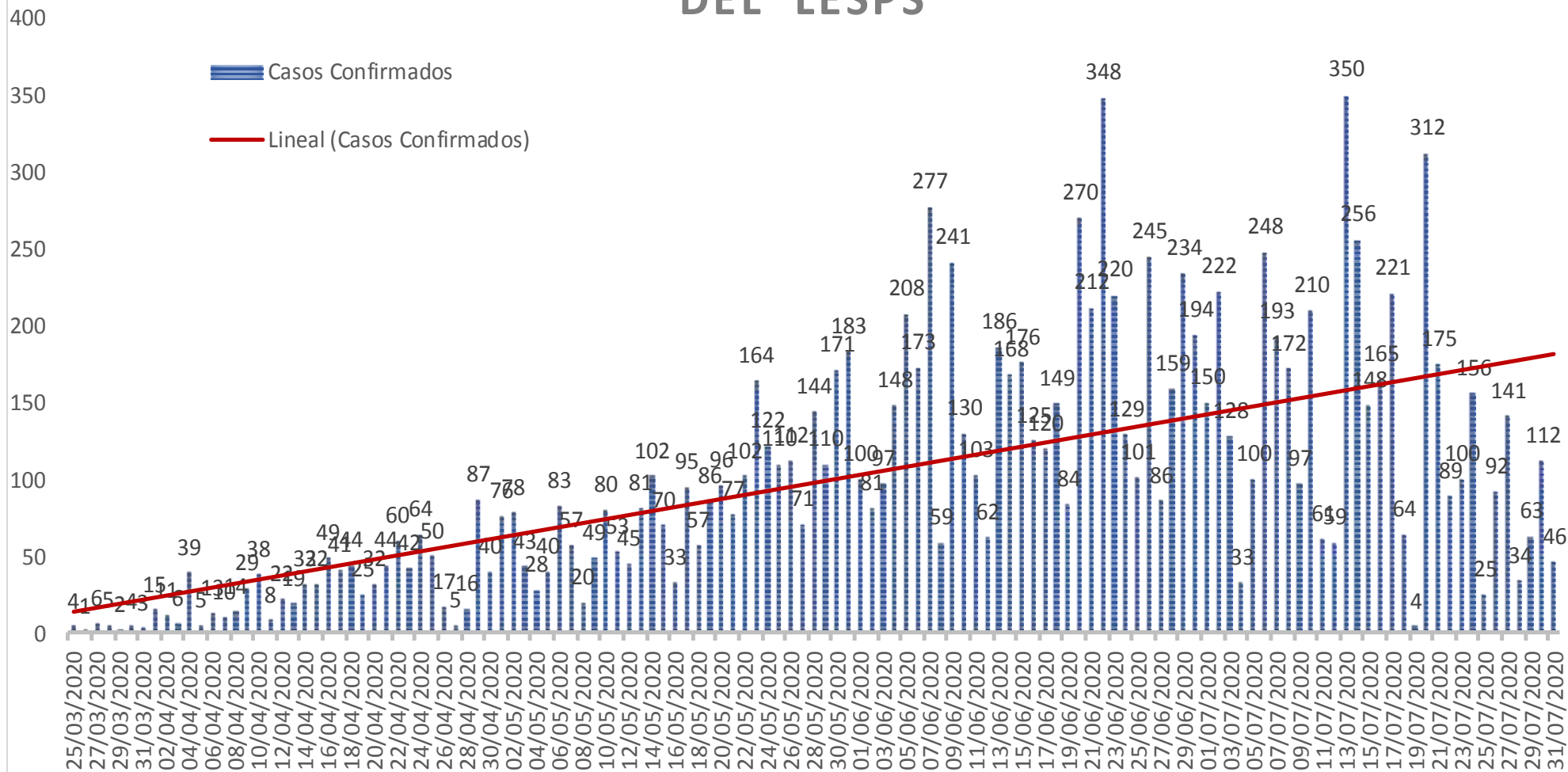
**NUEVA
NORMALIDAD**

**Confirmados
acumulados
12,731**



COVID-19 Sinaloa: Curva epidémica de casos incidentes por fecha de resultado del LESPS.

CASOS CONFIRMADOS SEGÚN FECHA DE RESULTADO DEL LESPS



**NUEVA
NORMALIDAD**

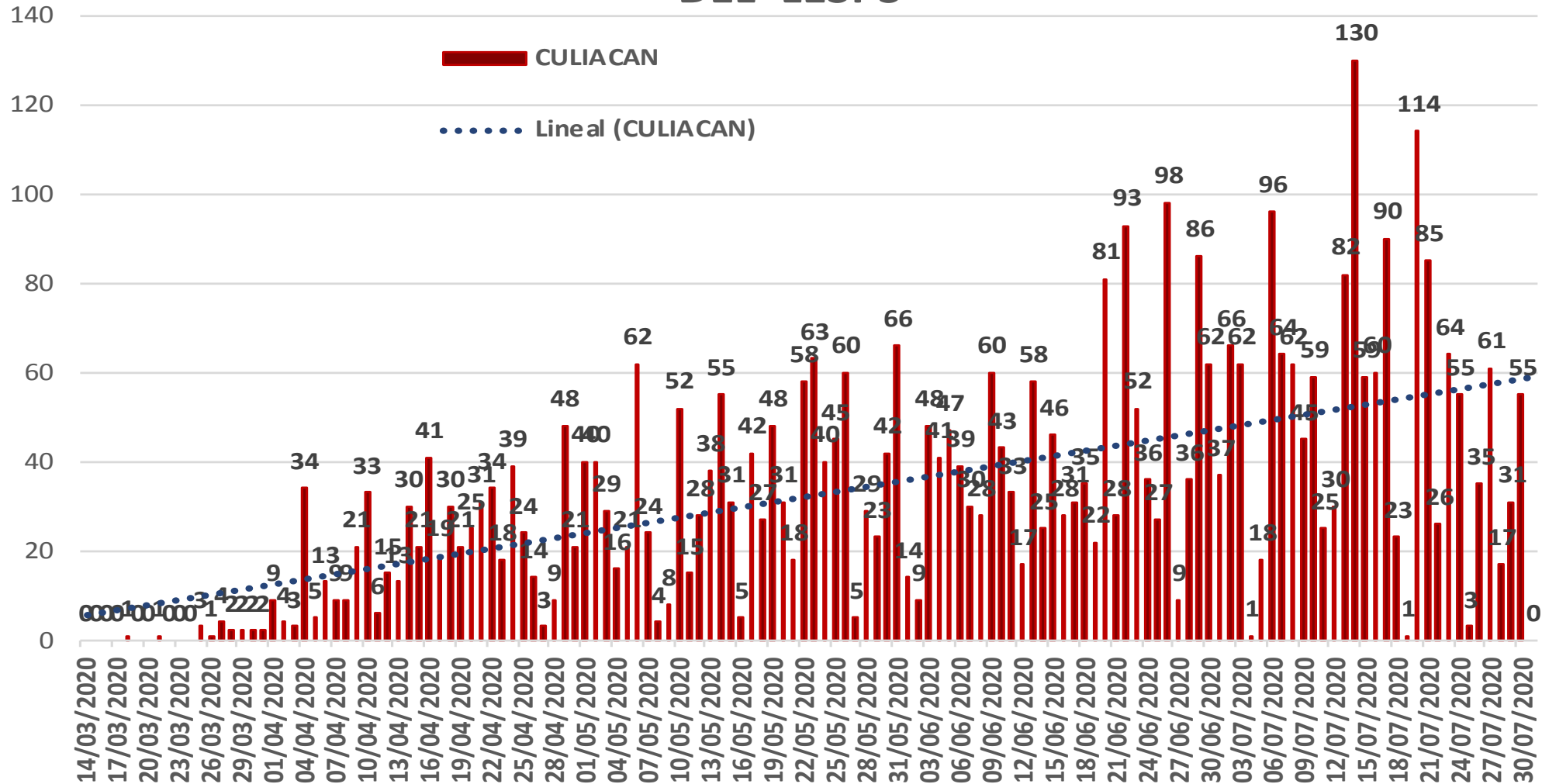
**Estatad
Confirmados
acumulados**

12,731



COVID-19 Sinaloa: Curva epidémica de casos incidentes por fecha de resultado del LESPS.

CASOS CONFIRMADOS SEGÚN FECHA DE RESULTADO DEL LESPS



NUEVA NORMALIDAD

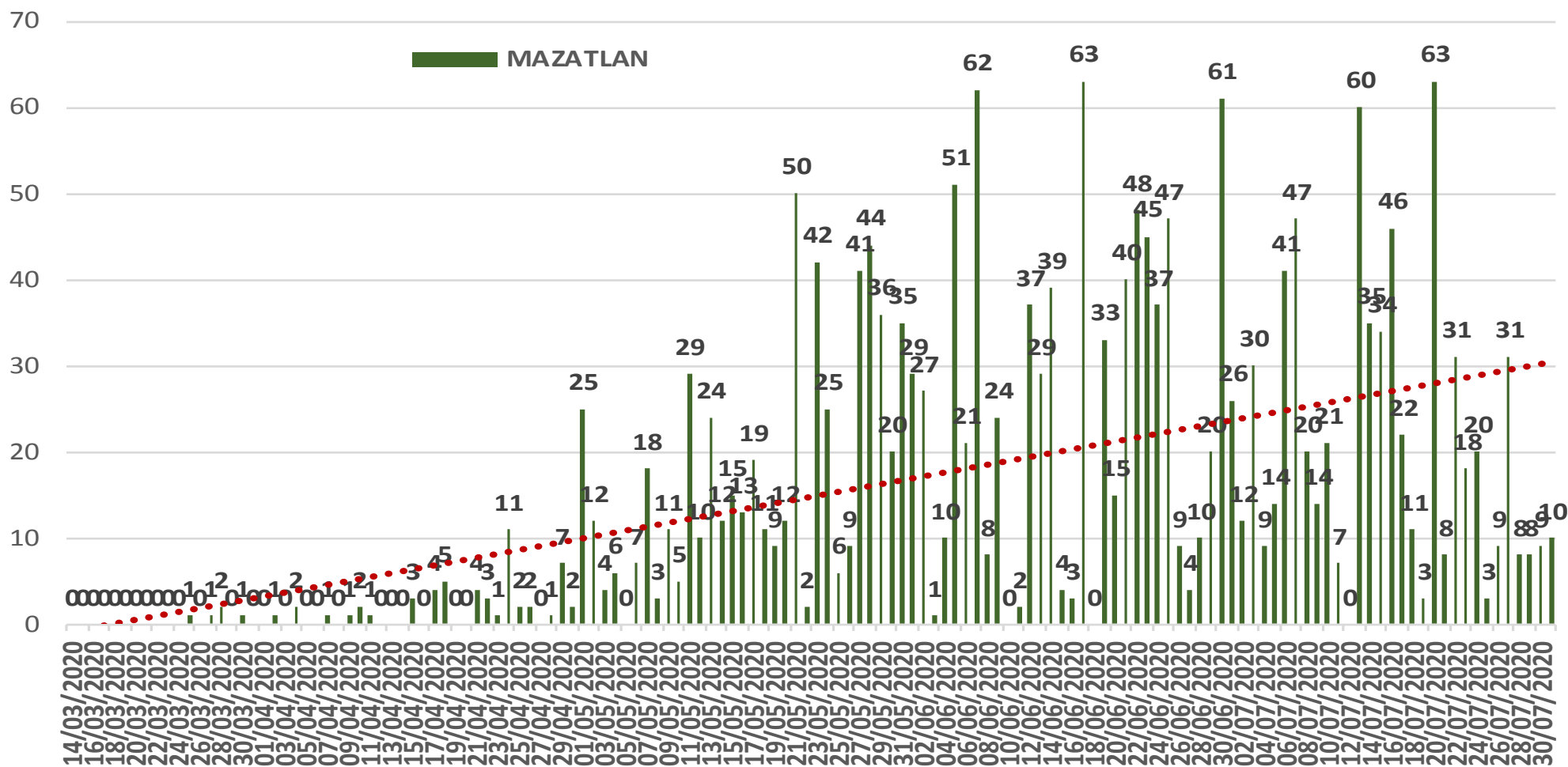
Estatad Confirmados acumulados
12,731

Casos Confirmados CULIACAN
4,487



COVID-19 Sinaloa: Curva epidémica de casos incidentes por fecha de resultado del LESPS.

CASOS CONFIRMADOS SEGÚN FECHA DE RESULTADO DEL LESPS



NUEVA NORMALIDAD

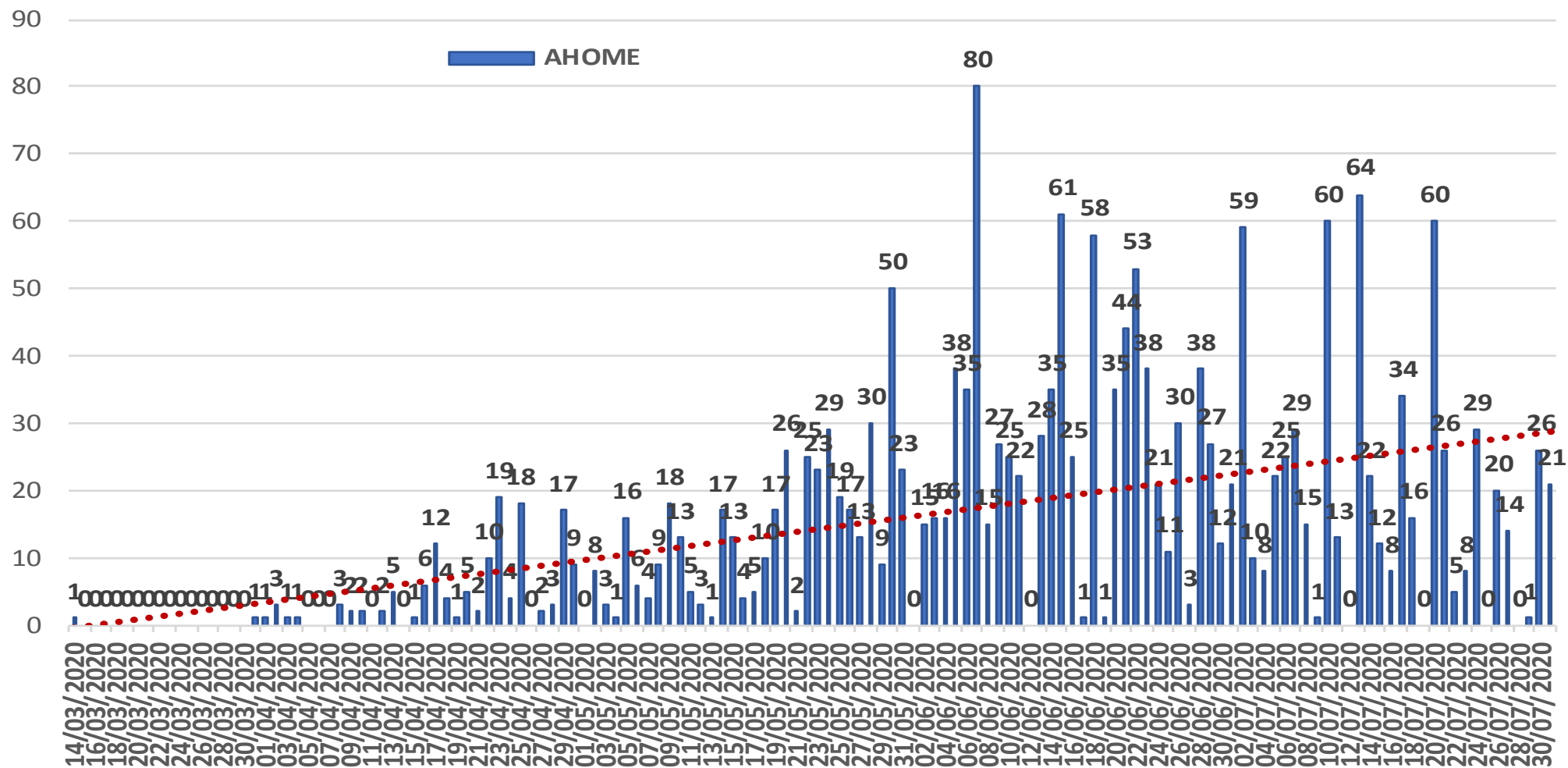
Estatal Confirmados acumulados
12,731

Casos Confirmados MAZATLAN
2,063



COVID-19 Sinaloa: Curva epidémica de casos incidentes por fecha de resultado del LESPS.

CASOS CONFIRMADOS SEGÚN FECHA DE RESULTADO DEL LESPS



NUEVA NORMALIDAD

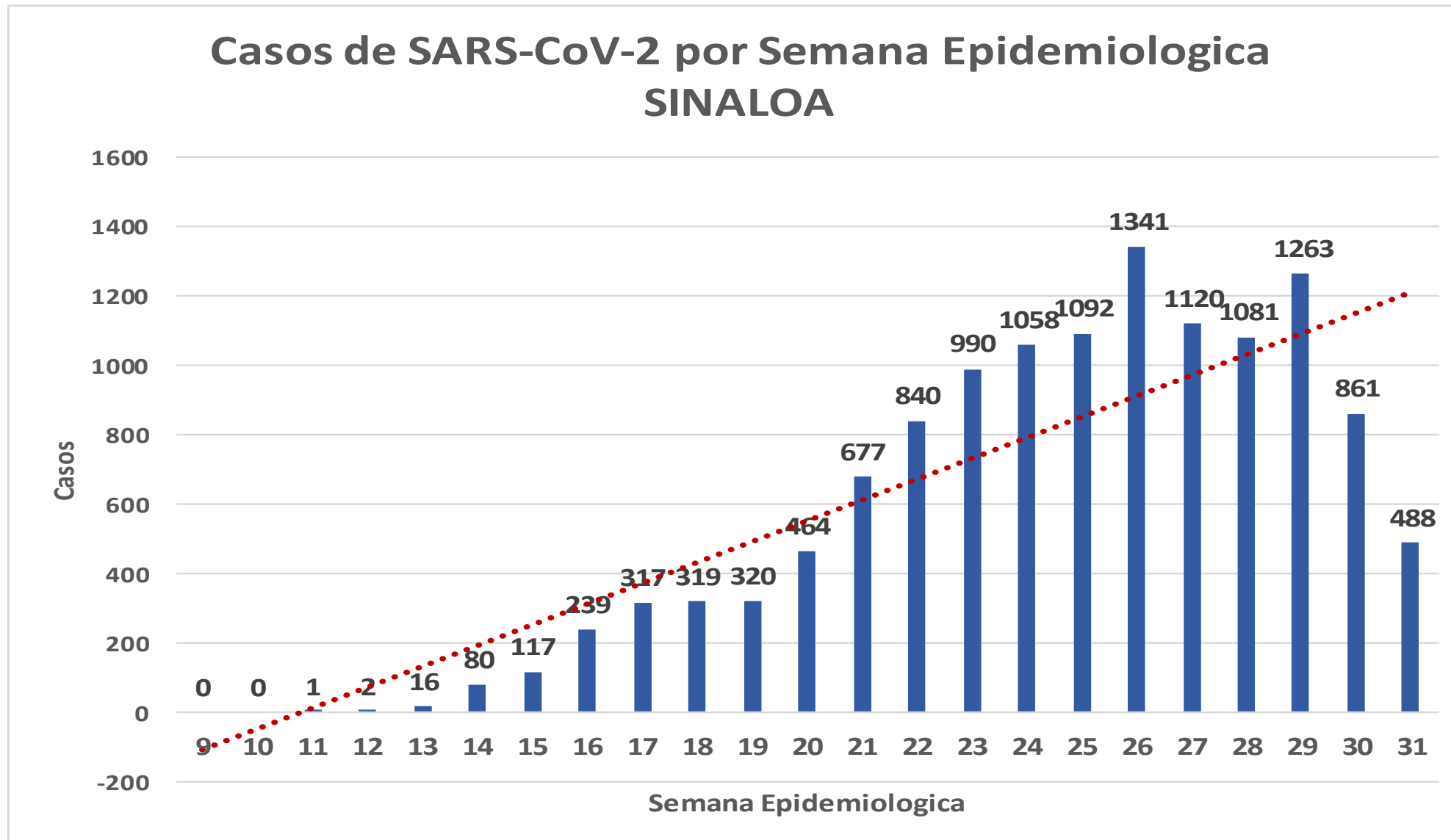
Estatad Confirmados acumulados
12,731

Casos Confirmados AHOME
1,987



COVID-19 Sinaloa: Curva epidémica de casos incidentes por fecha de resultado del LESPS.

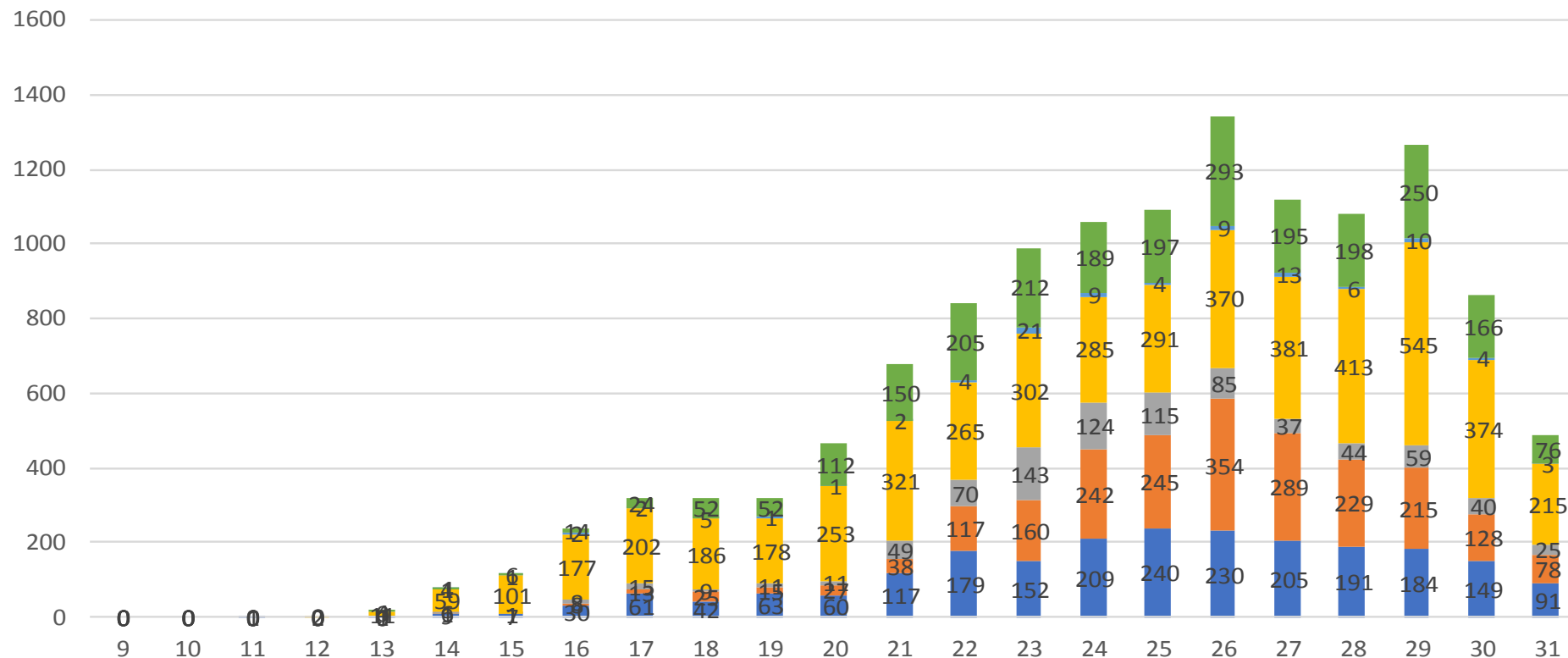
**NUEVA
NORMALIDAD**



COVID-19 Sinaloa: Curva epidémica de casos incidentes por fecha de resultado del LESPS.

Casos SARS-CoV-2 pr Semana epidemiologica y Jurisdicción

- Jurisd. No. 1 Mochis
- Jurisd. No. 2 Guasave
- Jurisd. No. 3 Guamuchil
- Jurisd. No. 4 Culiacan
- Jurisd. No. 5 Elota
- Jurisd. No. 6 Mazatlan



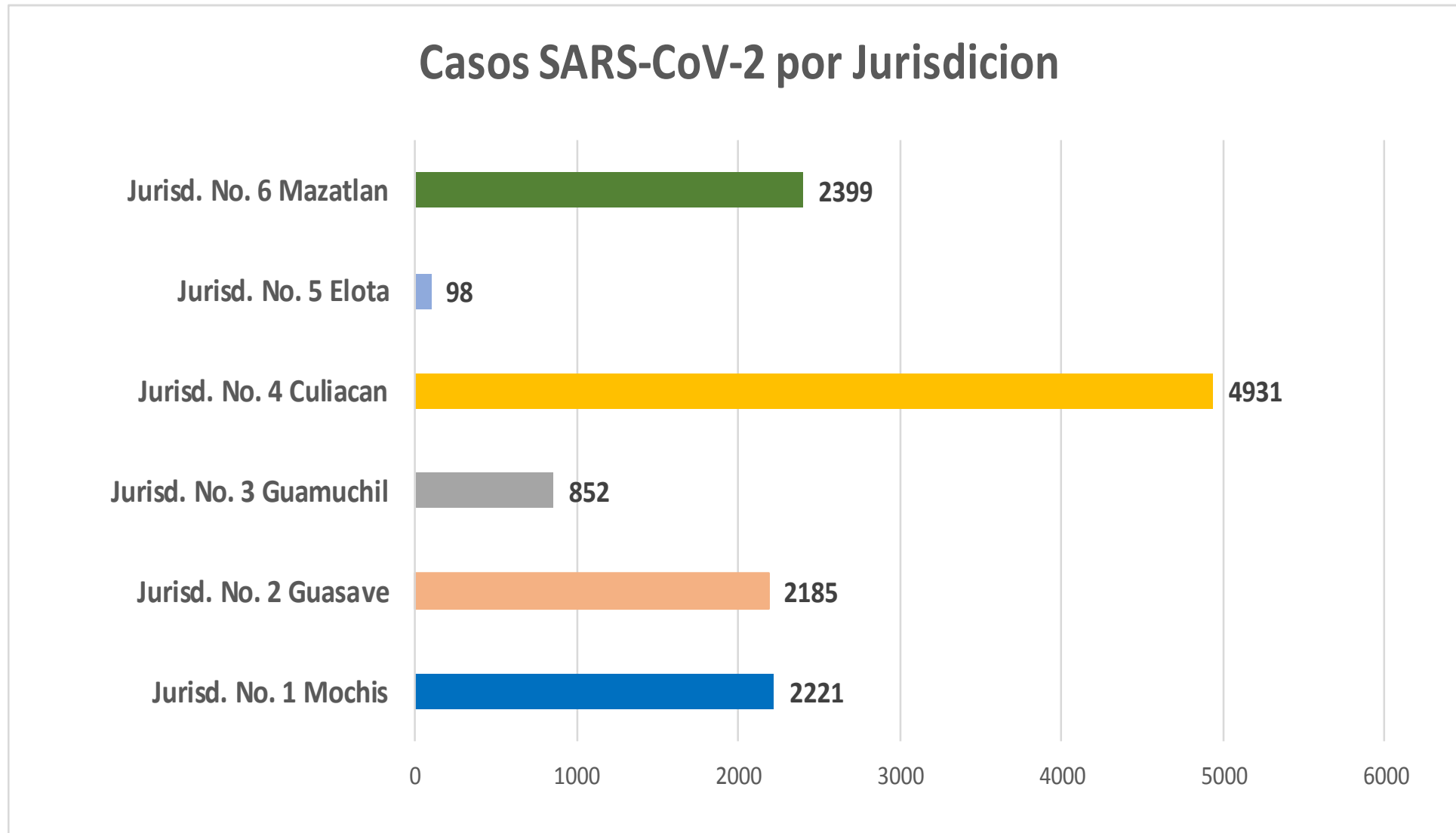
NUEVA NORMALIDAD

Estatad Confirmados acumulados
12,731



COVID-19 Sinaloa: Curva epidémica de casos incidentes por fecha de resultado del LESPS.

**NUEVA
NORMALIDAD**

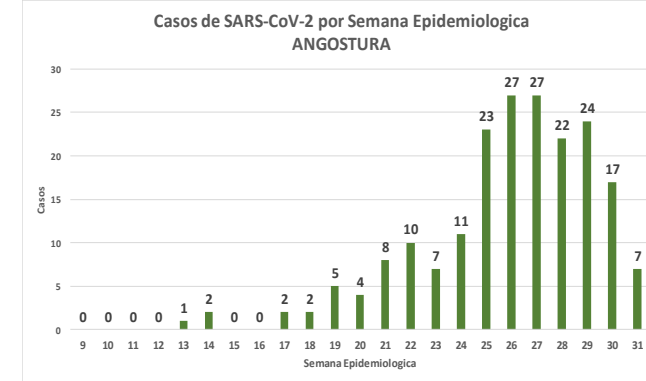
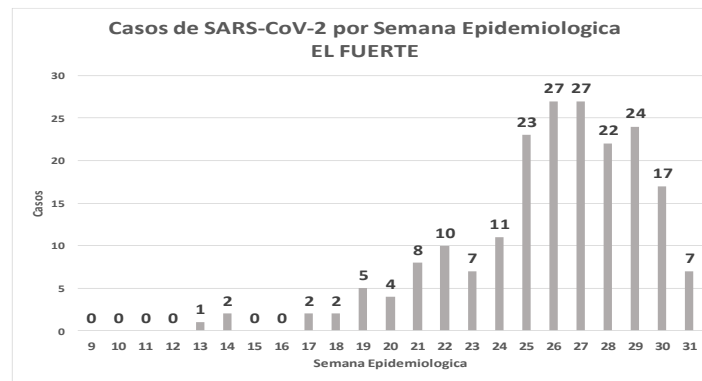
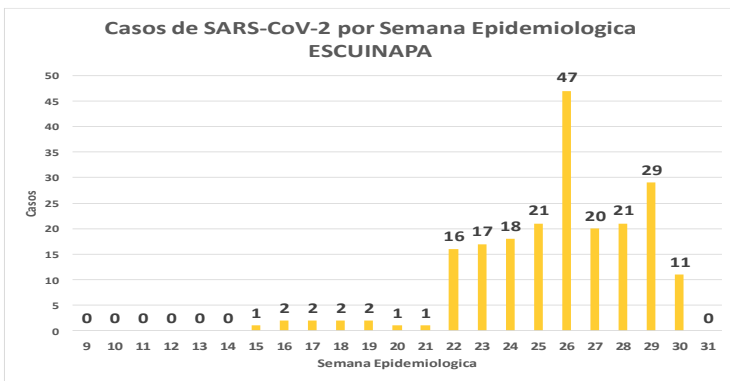
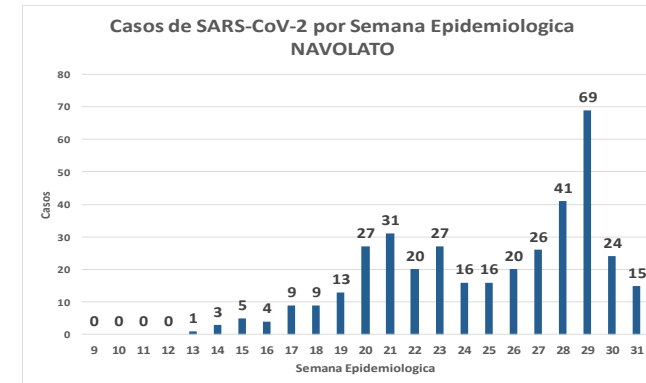
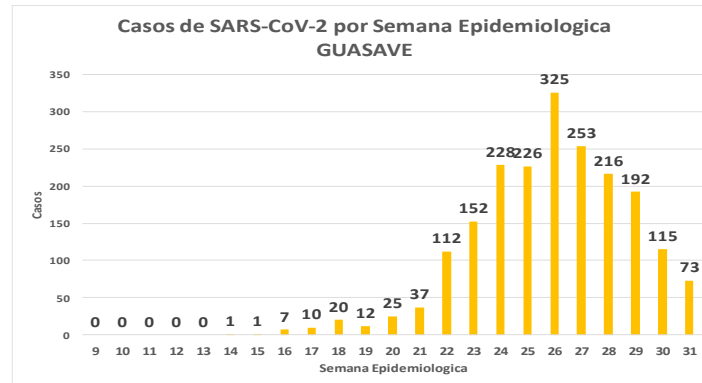
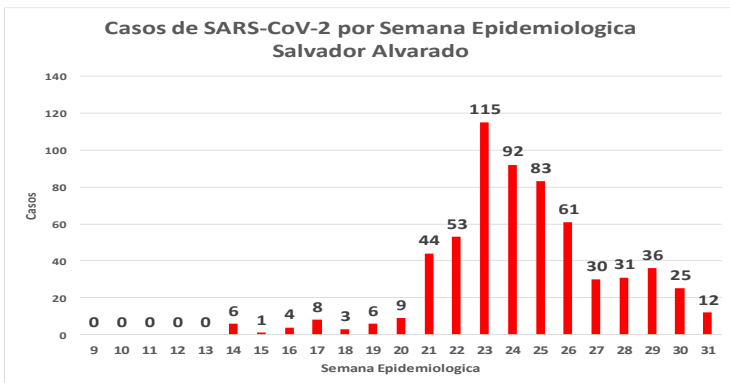
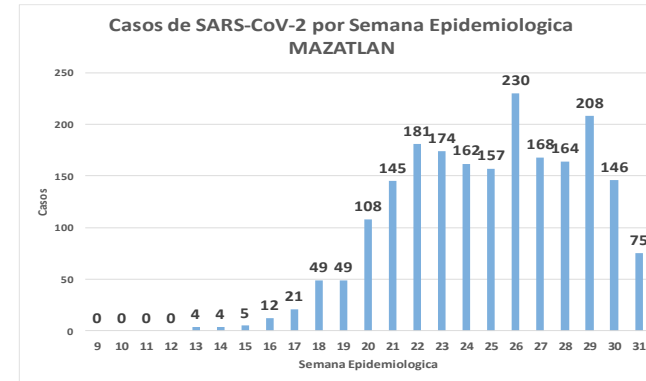
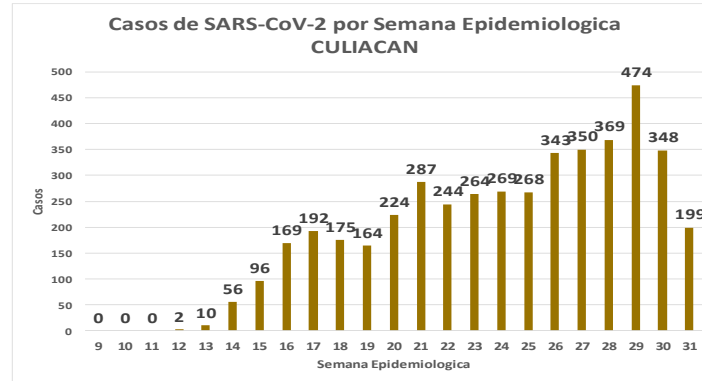
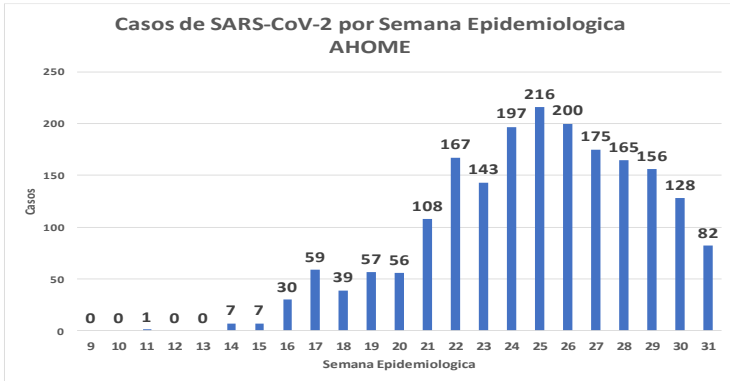


COVID-19 Sinaloa: Comportamiento COVID-19 por Municipio.



SALUD
SECRETARÍA DE SALUD

NUEVA NORMALIDAD



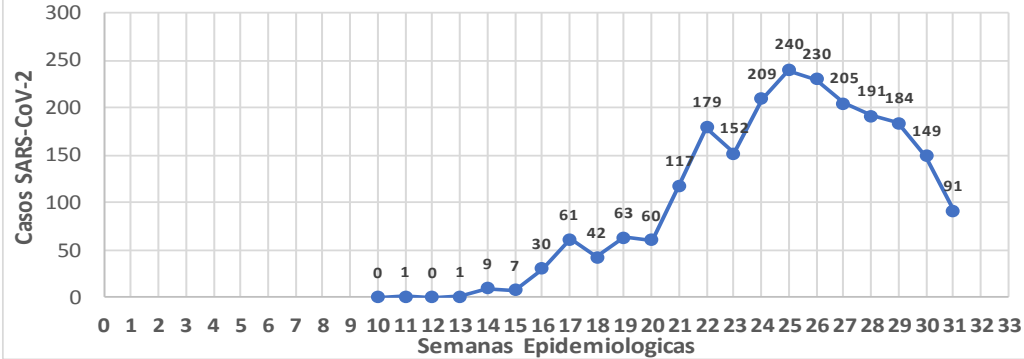
COVID-19 Sinaloa: Comportamiento COVID-19 por JURISDICCION.



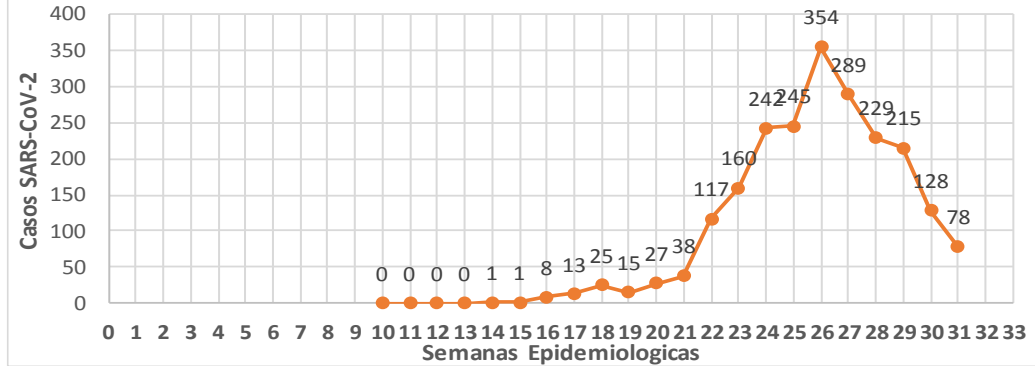
SALUD
SECRETARÍA DE SALUD

NUEVA NORMALIDAD

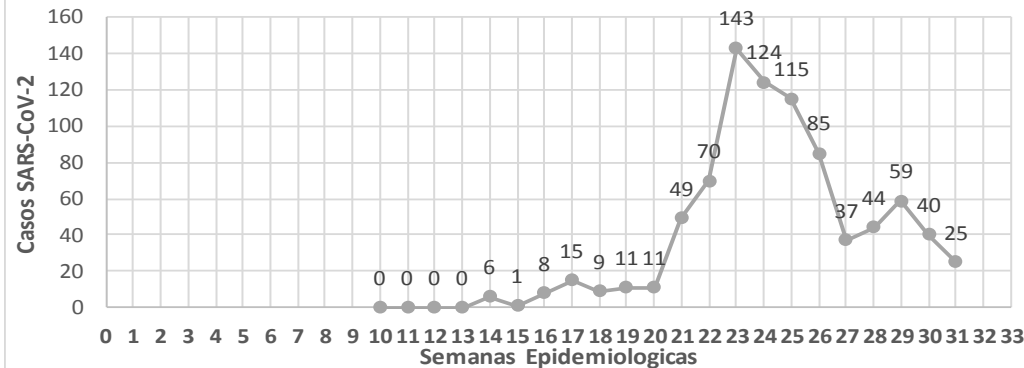
CASOS SARS-CoV-2 por Semana Epidemiologica
JURISDICCION MOCHIS



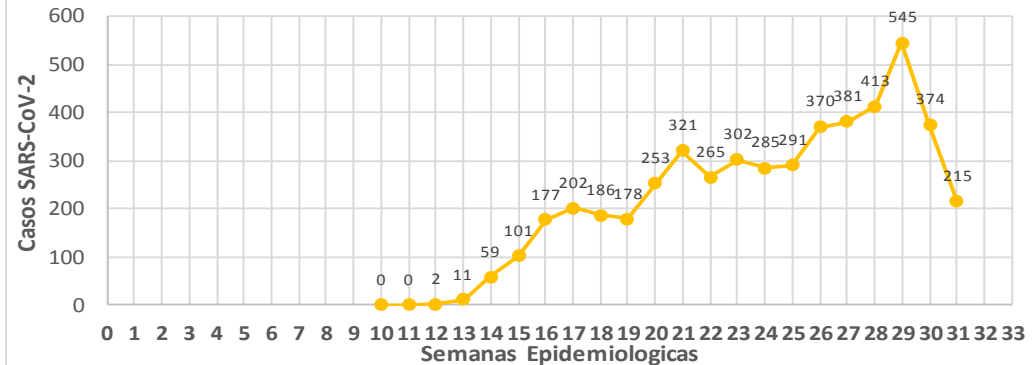
CASOS SARS-CoV-2 por Semana Epidemiologica
JURISDICCION GUASAVE



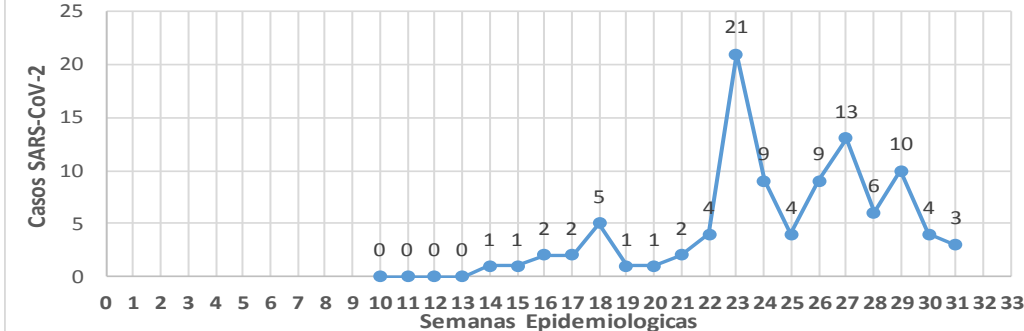
CASOS SARS-CoV-2 por Semana Epidemiologica
JURISDICCION GUAMUCHIL



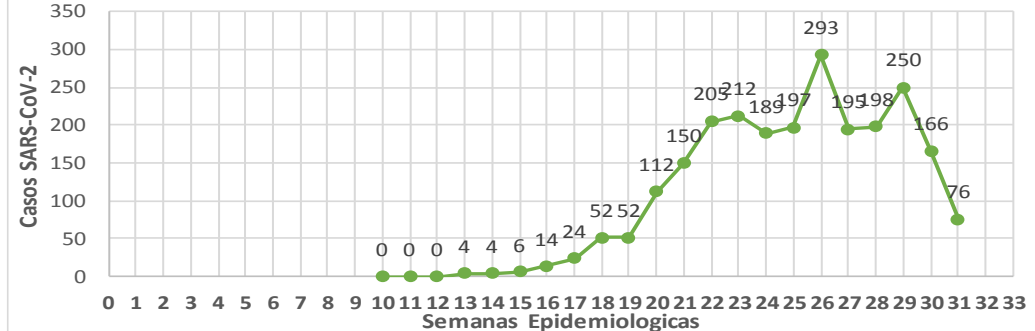
CASOS SARS-CoV-2 por Semana Epidemiologica
JURISDICCION CULIACAN



CASOS SARS-CoV-2 por Semana Epidemiologica
JURISDICCION ELOTA



CASOS SARS-CoV-2 por Semana Epidemiologica
JURISDICCION MAZATLAN



COVID-19 Sinaloa: Total de registros con toma de muestras en Plataforma SISVER.

DATOS TOTALES DE REGISTROS EN PLATAFORMA SISVER

SINALOA: SOSPECHOSOS POR SECTOR

| INSTITUCION | NO ADECUADO | RECHAZADA | NO RECIBIDA | SOSPECHOSOS | TOTAL CON MUESTRA | % SOSPECHOSOS |
|--------------------|-------------|------------|-------------|---------------|-------------------|---------------|
| IMSS | 0 | 306 | 92 | 10,271 | 10,669 | 43.3% |
| IMSS-OPORTUNIDADES | 0 | 18 | 0 | 325 | 343 | 1.4% |
| ISSSTE | 3 | 14 | 20 | 1,403 | 1,440 | 5.8% |
| PRIVADA | 4 | 3 | 155 | 821 | 983 | 4.0% |
| SEDENA | 0 | 2 | 2 | 188 | 192 | 0.8% |
| SEMAR | 0 | 7 | 3 | 181 | 191 | 0.8% |
| SSA | 27 | 52 | 31 | 9,868 | 9,978 | 40.5% |
| PEMEX | 0 | 0 | 0 | 1 | 1 | 0.0% |
| ESTATAL | 0 | 3 | 2 | 596 | 601 | 2.4% |
| MUNICIPAL | 2 | 1 | 0 | 233 | 236 | 1.0% |
| TOTAL | 36 | 406 | 305 | 23,887 | 24,634 | 100.0% |
| | 0.1% | 1.6% | 1.2% | 97.0% | 100.0% | |

| RESULTADO DEFINITIVO EN PLATAFORMA SISVER | |
|---|--------|
| SARS-CoV-2 | 12,826 |
| NEGATIVO | 9,037 |
| NO RECIBIDA | 305 |
| INF AH1N1 PMD | 98 |
| RECHAZADA | 406 |
| B | 65 |
| A H3 | 20 |
| METAPNEUMOVIRUS | 9 |
| ENTEROV//RHINOVIRUS | 22 |
| CORONA OC43 | 2 |
| NO ADECUADO | 36 |
| INF A | 8 |
| CORONA 229E | 1 |
| CORONA NL63 | 1 |
| CORONA HKU1 | 1 |
| VSR | 2 |
| ADENOVIRUS | 1 |
| PARAINFLUENZA 3 | 1 |
| NO SUBTIPIFICADO | 1 |

NUEVA NORMALIDAD

24,634 SOSPECHOSOS **12,826** CONFIRMADOS **52.1%**

| | | |
|------|-------|---|
| 2.2% | 553 | DE LOS REGISTROS SIN RESULTADO TIENEN UNA FECHA DE RECEPCION EN LABORATORIO |
| 5.1% | 1,264 | SIN RECEPCION EN LABORATORIO Y SIN RESULTADO |
| 7.4% | 1,817 | SIN REGISTRO DE RECEPCION EN LABORATORIO |
| 0.1% | 36 | NO ADECUADAS |
| 1.6% | 406 | RECHAZADAS |
| 1.2% | 305 | NO RECIBIDAS |
| | 225 | TIENEN MAS DE 72 HORAS DE RECEPCION EN EL LABORATORIO |
| 4.4% | 10 | CORRESPONDEN A REGISTROS CON MAS DE 7 DIAS DE TRANSITO |



COVID-19 Sinaloa: Total de registros con toma de muestras en Plataforma SISVER.



INFORMACION AL DIA : viernes, 31 de julio de 2020

SE TOMO MUESTRA PERO SIN RECEPCION EN LABORATORIO

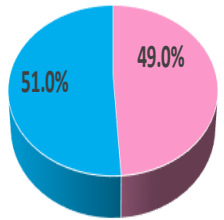
| Municipios | IMSS | IMSS-OPORTUNIDADES | ISSSTE | PRIVADA | SEDENA | SEMAR | SSA | PEMEX | ESTATAL | MUNICIPAL | TOTAL |
|-------------------|------------|--------------------|-----------|------------|-----------|-----------|------------|----------|-----------|-----------|--------------|
| AHOME | 45 | 2 | 6 | 4 | 1 | 11 | 109 | 0 | 0 | 0 | 178 |
| CHOIX | 1 | 0 | 1 | 0 | 0 | 0 | 1 | 0 | 0 | 0 | 3 |
| EL FUERTE | 4 | 8 | 2 | 1 | 0 | 0 | 5 | 0 | 0 | 0 | 20 |
| GUASAVE | 147 | 0 | 3 | 6 | 0 | 1 | 33 | 0 | 1 | 0 | 191 |
| SINALOA | 2 | 0 | 0 | 2 | 0 | 0 | 11 | 0 | 0 | 0 | 15 |
| ANGOSTURA | 6 | 0 | 0 | 2 | 0 | 0 | 8 | 0 | 0 | 0 | 16 |
| MOCORITO | 1 | 0 | 0 | 7 | 0 | 0 | 4 | 0 | 0 | 0 | 12 |
| SALVADOR ALVARADO | 16 | 0 | 0 | 0 | 0 | 0 | 13 | 0 | 0 | 0 | 29 |
| BADIRAGUATO | 0 | 0 | 0 | 1 | 0 | 0 | 7 | 0 | 0 | 0 | 8 |
| CULIACAN | 281 | 1 | 45 | 295 | 1 | 0 | 281 | 0 | 18 | 0 | 922 |
| NAVOLATO | 29 | 0 | 2 | 5 | 0 | 0 | 19 | 0 | 3 | 0 | 58 |
| COSALA | 0 | 0 | 0 | 0 | 0 | 0 | 6 | 0 | 0 | 0 | 6 |
| ELOTA | 1 | 0 | 1 | 1 | 0 | 0 | 3 | 0 | 1 | 0 | 7 |
| SAN IGNACIO | 0 | 0 | 1 | 2 | 0 | 0 | 0 | 0 | 0 | 0 | 3 |
| CONCORDIA | 0 | 1 | 1 | 1 | 0 | 0 | 4 | 0 | 0 | 0 | 7 |
| ESCUINAPA | 1 | 1 | 2 | 0 | 1 | 0 | 24 | 0 | 0 | 0 | 29 |
| MAZATLAN | 64 | 11 | 18 | 66 | 19 | 12 | 83 | 0 | 0 | 13 | 286 |
| ROSARIO | 0 | 0 | 2 | 3 | 0 | 0 | 8 | 0 | 0 | 0 | 13 |
| Total | 598 | 24 | 84 | 396 | 22 | 24 | 619 | 0 | 23 | 13 | 1,803 |
| Otro Estado | 4 | 0 | 2 | 5 | 0 | 0 | 3 | 0 | 0 | 0 | 14 |

| Municipios | REGISTROS SIN RESULTADO Y TIENEN FECHA DE RECEPCION EN LABORATORIO | TIENEN MAS DE 72 HORAS DE RECEPCION EN EL LABORATORIO Y SIN RESULTADO |
|-------------------|--|---|
| AHOME | 114 | 36 |
| CHOIX | 2 | 0 |
| EL FUERTE | 4 | 3 |
| GUASAVE | 7 | 2 |
| SINALOA | 4 | 2 |
| ANGOSTURA | 4 | 1 |
| MOCORITO | 2 | 0 |
| SALVADOR ALVARADO | 6 | 5 |
| BADIRAGUATO | 5 | 1 |
| CULIACAN | 265 | 122 |
| NAVOLATO | 20 | 8 |
| COSALA | 5 | 5 |
| ELOTA | 3 | 1 |
| SAN IGNACIO | 0 | 0 |
| CONCORDIA | 1 | 1 |
| ESCUINAPA | 17 | 7 |
| MAZATLAN | 88 | 26 |
| ROSARIO | 3 | 2 |
| Total | 550 | 222 |
| Otro Estado | 3 | 3 |

COVID-19 Sinaloa: Casos confirmados por edad y sexo

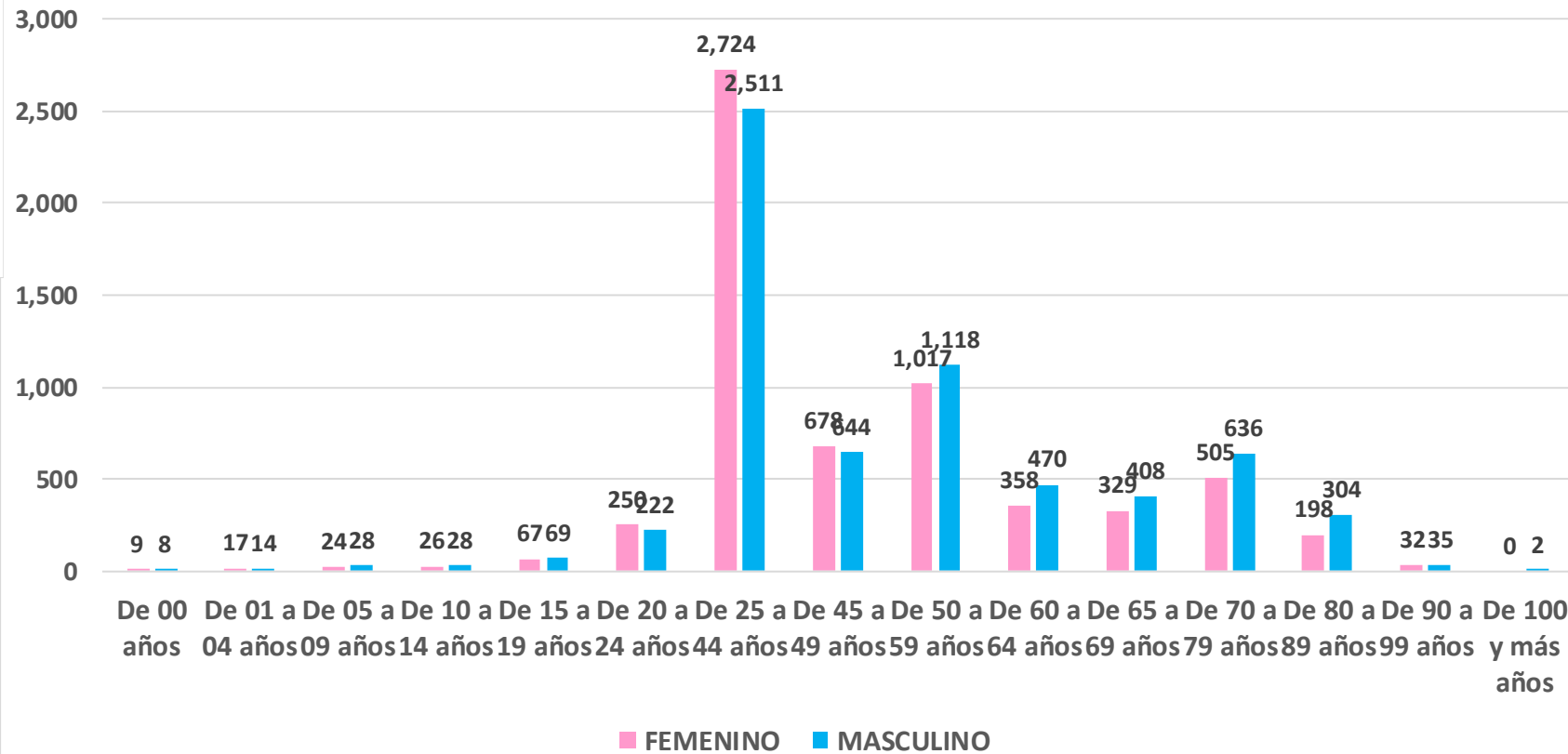
Mediana de edad: **46** años

CASOS CONFIRMADOS SEGÚN SEXO



MUJER HOMBRE

Casos Confirmados COVID-19, por Edad y Sexo



NUEVA NORMALIDAD

12,731

Confirmados acumulados



COVID-19 Sinaloa: Casos confirmados por edad y sexo

GRUPOS DE EDAD NOTIFICADOS EN PLATAFORMA POR COVID-19, SINALOA

| Grupo de Edad | Sospechosos | % | CASOS (+) COVID-19 | % | Defuncion | Letalidad | Hosp-COVID-19 | Indice de Hospitalizacion | Tasa de Incidencia |
|----------------------|---------------|---------------|-----------------------|---------------|--------------|--------------|---------------|---------------------------|--------------------|
| De 00 años | 109 | 0.38% | 17 | 0.1% | 1 | 5.9% | 12 | 70.6% | 33.8 |
| De 01 a 04 años | 241 | 0.9% | 31 | 0.2% | 1 | 3.2% | 12 | 38.7% | 15.2 |
| De 05 a 09 años | 226 | 0.80% | 52 | 0.4% | 3 | 5.8% | 13 | 25.0% | 19.8 |
| De 10 a 14 años | 225 | 0.8% | 54 | 0.4% | 3 | 5.6% | 10 | 18.5% | 19.9 |
| De 15 a 19 años | 489 | 1.73% | 136 | 1.1% | 1 | 0.7% | 21 | 15.4% | 49.2 |
| De 20 a 24 años | 1,380 | 4.9% | 472 | 3.7% | 7 | 1.5% | 34 | 7.2% | 174.4 |
| De 25 a 44 años | 12,477 | 44.02% | 5,235 | 41.1% | 155 | 3.0% | 714 | 13.6% | 571.2 |
| De 45 a 49 años | 2,940 | 10.4% | 1,322 | 10.4% | 137 | 10.4% | 381 | 28.8% | 669.7 |
| De 50 a 59 años | 4,450 | 15.70% | 2,135 | 16.8% | 418 | 19.6% | 965 | 45.2% | 654.5 |
| De 60 a 64 años | 1,535 | 5.4% | 828 | 6.5% | 262 | 31.6% | 512 | 61.8% | 678.2 |
| De 65 a 69 años | 1,249 | 4.41% | 737 | 5.8% | 316 | 42.9% | 544 | 73.8% | 285.0 |
| De 70 a 79 años | 1,956 | 6.9% | 1,141 | 9.0% | 583 | 51.1% | 912 | 79.9% | |
| De 80 a 89 años | 920 | 3.25% | 502 | 3.9% | 302 | 60.2% | 412 | 82.1% | |
| De 90 a 99 años | 139 | 0.5% | 67 | 0.5% | 37 | 55.2% | 50 | 74.6% | |
| De 100 y más años | 6 | 0.02% | 2 | 0.0% | 0 | 0.0% | 1 | 50.0% | |
| Total general | 28,342 | 100.0% | 12,731 | 100.0% | 2,226 | 17.5% | 4,593 | 36.1% | 403.3 |

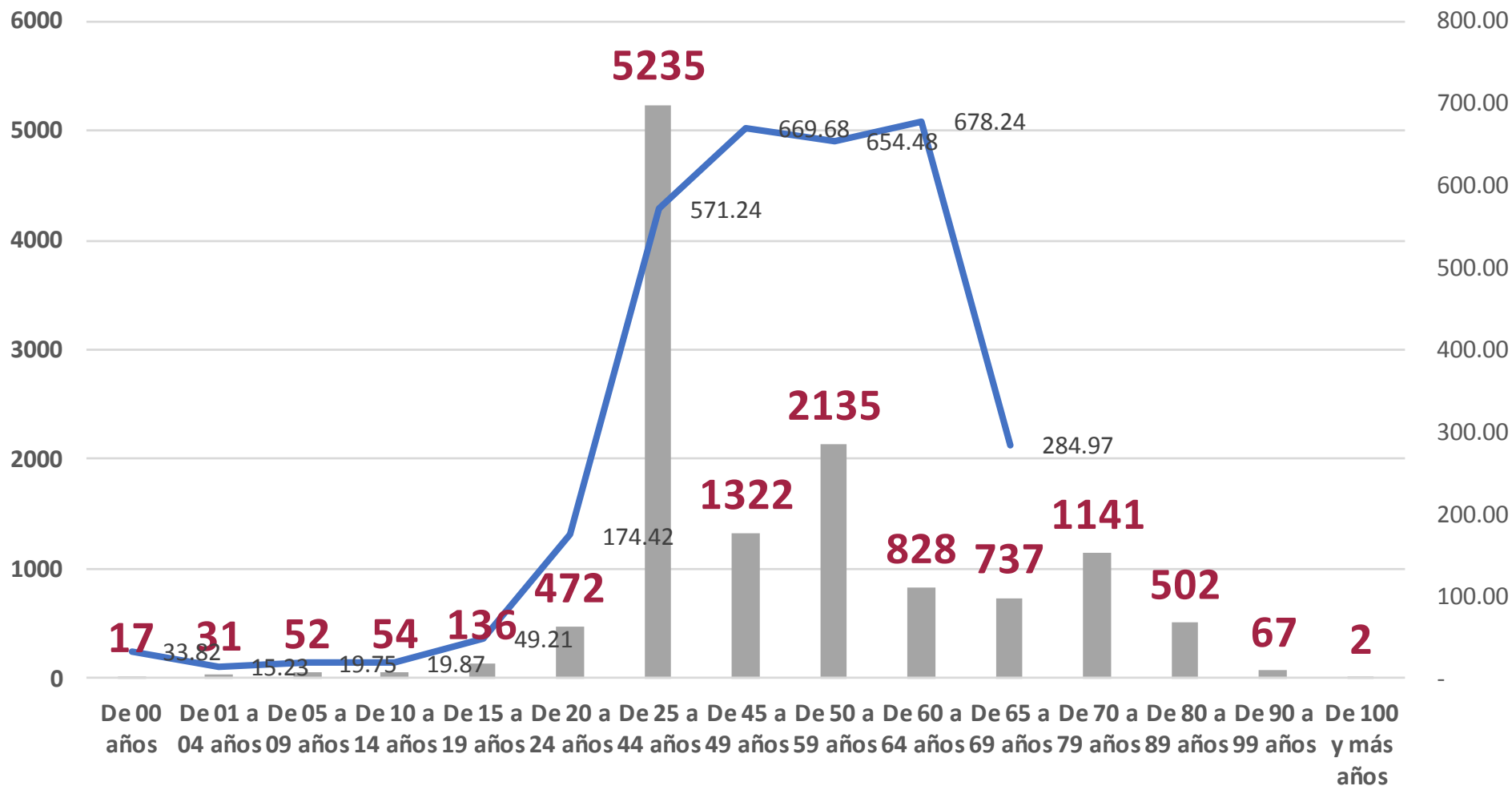
NUEVA NORMALIDAD

Tasa de Letalidad Estatal
17.5%



COVID-19 Sinaloa: Casos confirmados por edad y sexo

Casos Notificados y Confirmados en el Estado de Sinaloa por Grupo de Edad en Plataforma COVID-19



NUEVA NORMALIDAD

Tasa de Incidencia Estatal
403.30
Por 100 mil habt.



COVID-19 Sinaloa: Defunciones acumuladas por edad y sexo

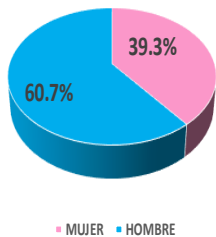
Mediana de edad: 66 años

**NUEVA
NORMALIDAD**

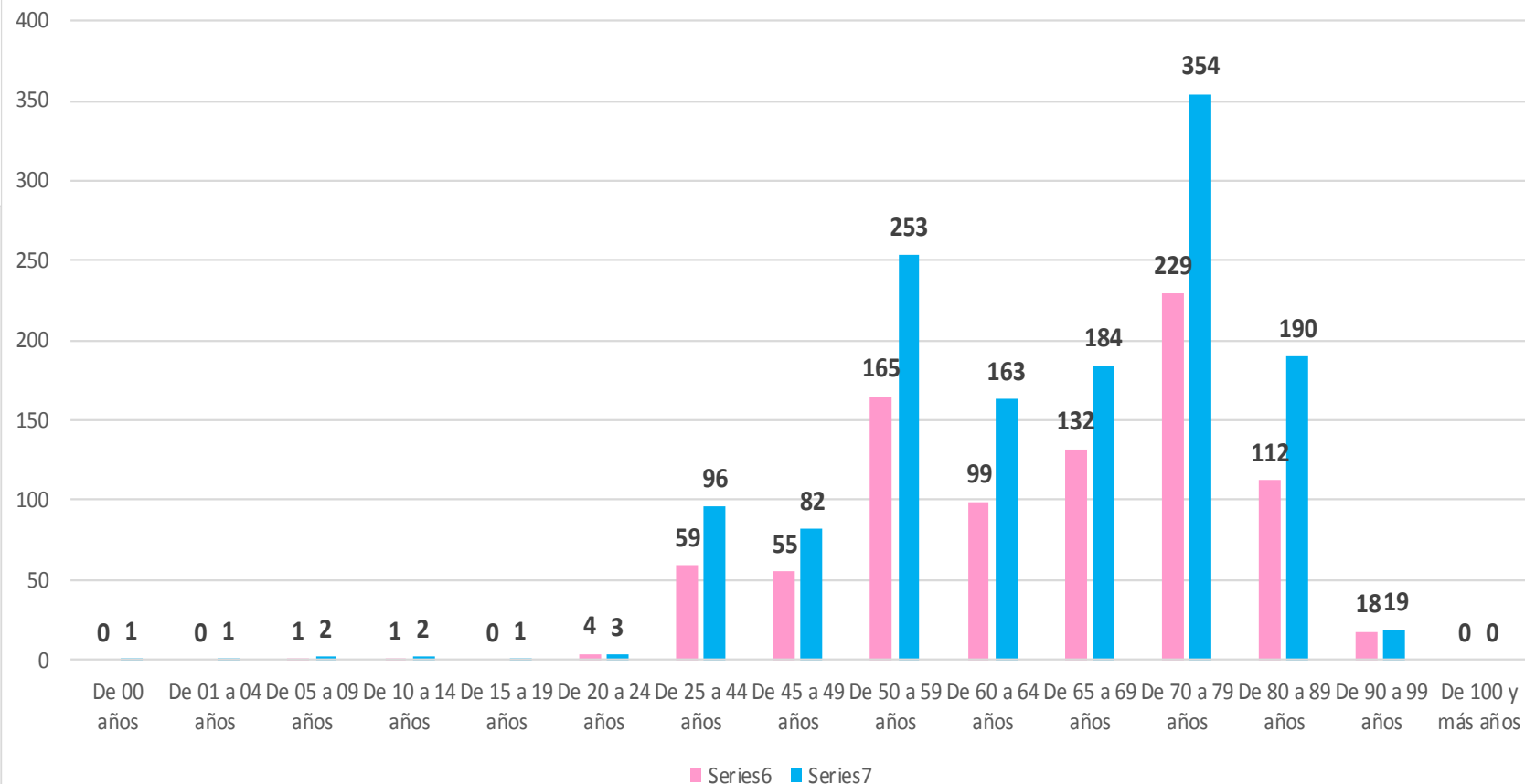
2,226

Defunciones

DEFUNCIONES CONFIRMADAS SEGÚN SEXO



DEFUNCIONES DE CASOS CONFIRMADOS COVID-19, POR EDAD Y SEXO



COVID-19 Sinaloa: Defunciones acumuladas por comorbilidad

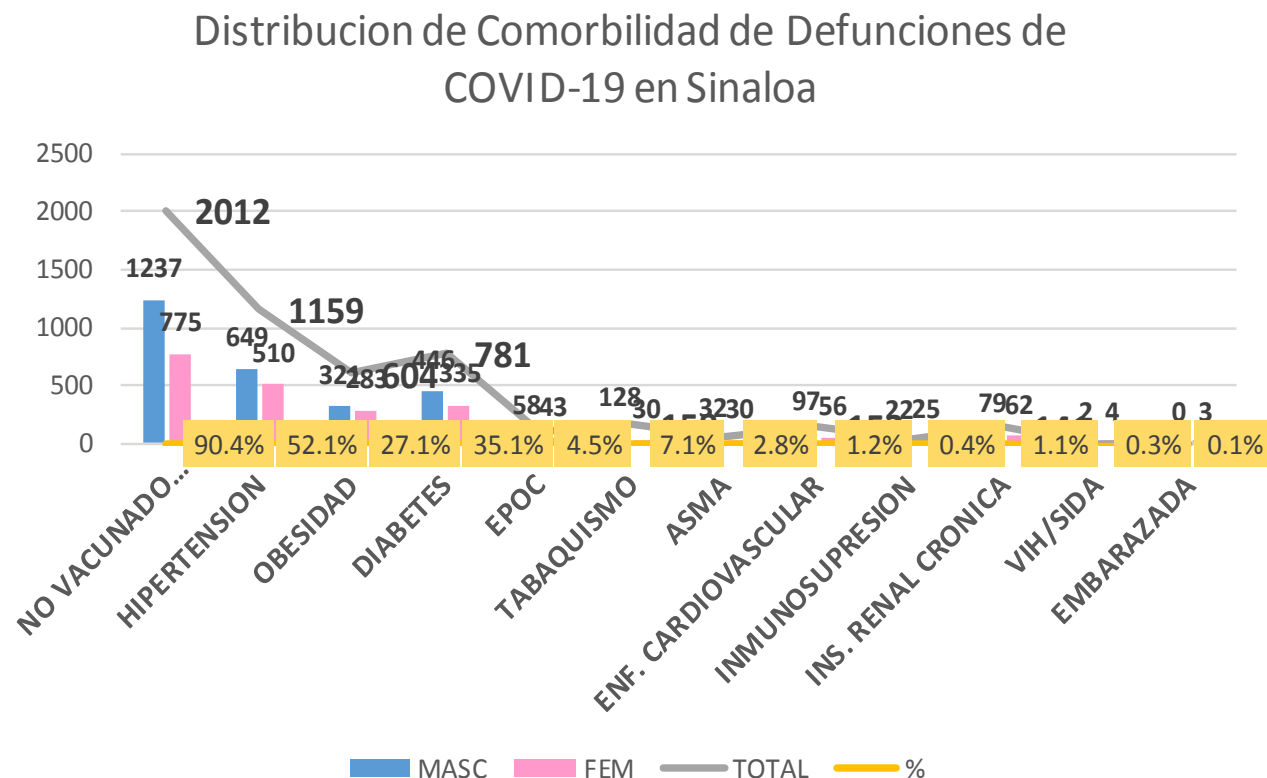
NUEVA
NORMALIDAD

2,226

Defunciones

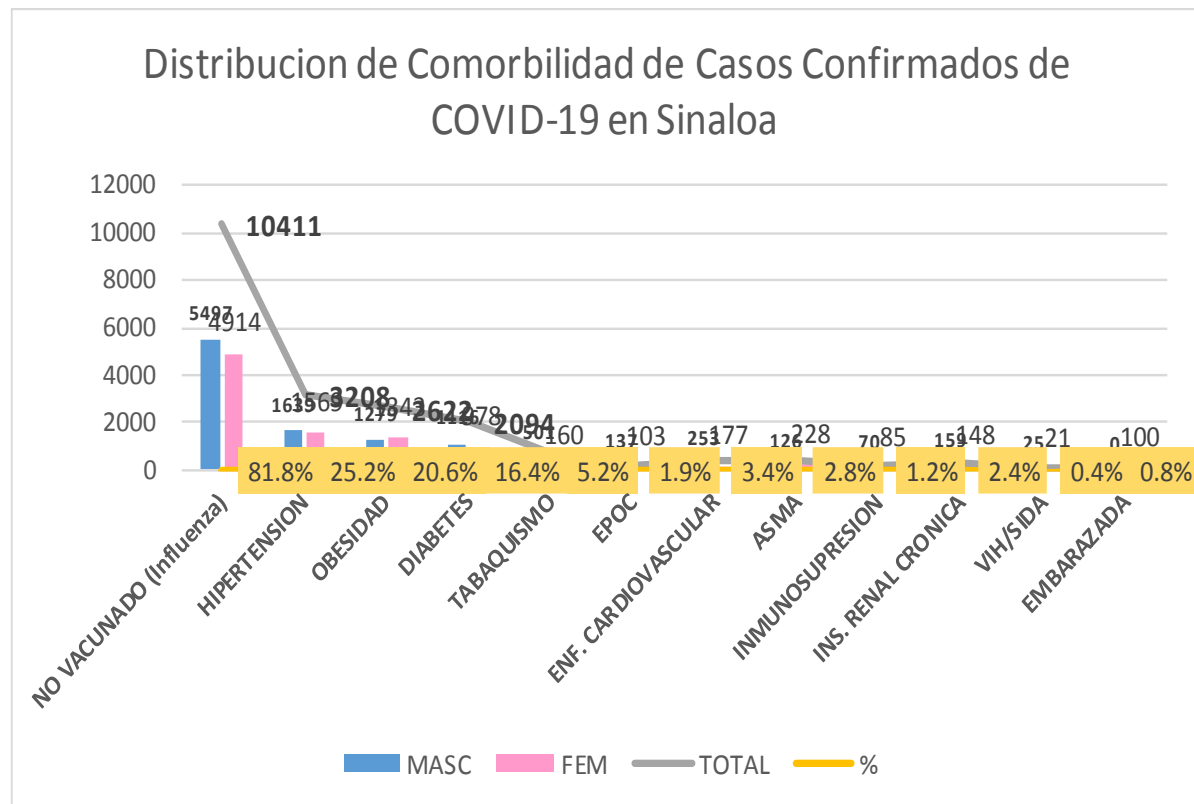


| DEFUNCIONES | | | | |
|-------------------------|------|-----|-------|-------|
| 2226 | 1351 | 875 | | |
| COMORBILIDAD | MASC | FEM | TOTAL | % |
| NO VACUNADO (Influenza) | 1237 | 775 | 2012 | 90.4% |
| HIPERTENSION | 649 | 510 | 1159 | 52.1% |
| OBESIDAD | 321 | 283 | 604 | 27.1% |
| DIABETES | 446 | 335 | 781 | 35.1% |
| EPOC | 58 | 43 | 101 | 4.5% |
| TABAQUISMO | 128 | 30 | 158 | 7.1% |
| ASMA | 32 | 30 | 62 | 2.8% |
| ENF. CARDIOVASCULAR | 97 | 56 | 153 | 1.2% |
| INMUNOSUPRESION | 22 | 25 | 47 | 0.4% |
| INS. RENAL CRONICA | 79 | 62 | 141 | 1.1% |
| VIH/SIDA | 2 | 4 | 6 | 0.3% |
| EMBARAZADA | 0 | 3 | 3 | 0.1% |



COVID-19 Sinaloa: Casos Confirmados por comorbilidad

| CASOS CONFIRMADOS | | | | |
|-------------------------|-------|------|-------|-------|
| | 12730 | 6497 | 6233 | |
| COMORBILIDAD | MASC | FEM | TOTAL | % |
| NO VACUNADO (Influenza) | 5497 | 4914 | 10411 | 81.8% |
| HIPERTENSION | 1639 | 1569 | 3208 | 25.2% |
| OBESIDAD | 1279 | 1343 | 2622 | 20.6% |
| DIABETES | 1116 | 978 | 2094 | 16.4% |
| TABAQUISMO | 501 | 160 | 661 | 5.2% |
| EPOC | 137 | 103 | 240 | 1.9% |
| ENF. CARDIOVASCULAR | 253 | 177 | 430 | 3.4% |
| ASMA | 126 | 228 | 354 | 2.8% |
| INMUNOSUPRESION | 70 | 85 | 155 | 1.2% |
| INS. RENAL CRONICA | 159 | 148 | 307 | 2.4% |
| VIH/SIDA | 25 | 21 | 46 | 0.4% |
| EMBARAZADA | 0 | 100 | 100 | 0.8% |



NUEVA NORMALIDAD

Confirmados acumulados

12,731



COVID-19 Sinaloa: Confirmados y Defunciones acumuladas por Institución

CONFIRMADOS POR INSTITUCION EN PLATAFORMA POR COVID-19, SINALOA

| Institucion | Notificados | Confirmados | % | Defunciones |
|-----------------------|---------------|---------------|---------------|--------------|
| SSA | 10,454 | 4,815 | 37.8% | 458 |
| IMSS | 12,999 | 5,812 | 45.7% | 1,241 |
| IMSS_PR | 363 | 177 | 1.4% | 17 |
| ISSSTE | 1,982 | 908 | 7.1% | 337 |
| PEMEX | 0 | 0 | 0.0% | 0 |
| Privados | 1,077 | 271 | 2.1% | 52 |
| SEDENA | 279 | 118 | 0.9% | 11 |
| SEMAR | 324 | 105 | 0.8% | 19 |
| Servicios Estatales | 629 | 381 | 3.0% | 82 |
| Servicios Municipales | 235 | 144 | 1.1% | 9 |
| Universitarios | 0 | 0 | 0.0% | 0 |
| Cruz Roja | 0 | 0 | 0.0% | 0 |
| DIF | 0 | 0 | 0.0% | 0 |
| Total | 28,342 | 12,731 | 100.0% | 2,226 |

NUEVA
NORMALIDAD

2,226

Defunciones



COVID-19 Sinaloa: Tipo de Paciente por Evolución Hospitalaria

TIPO DE PACIENTE REG. CONFIRMADO POR COVID-19, SIN

TIPO DE PACIENTE CONFIRMADO POR COVID-19, SINALOA POR EVOLUCION DE GRAVEDAD AL 31/jul/2020

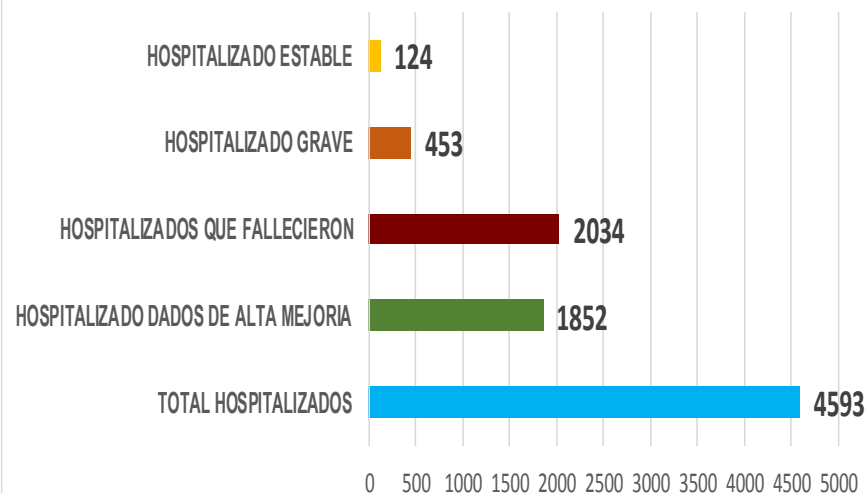
| EVOLUCION HOSPITALIA | Casos | % |
|----------------------|--------------|---------------|
| AMBULATORIO | 8138 | 63.9% |
| HOSPITALIZADO | 4593 | 36.1% |
| | 12731 | 100.0% |

TIPO DE PACIENTE HOSPITALIZADOS Y CONFIRMADO POR COVID-19, SINALOA

| | | |
|-------------------------------------|------|-------|
| TOTAL HOSPITALIZADOS | 4593 | % |
| HOSPITALIZADO DADOS DE ALTA MEJORIA | 1852 | 40.3% |
| HOSPITALIZADOS QUE FALLECIERON | 2034 | 44.3% |
| HOSPITALIZADO GRAVE | 453 | 9.9% |
| HOSPITALIZADO ESTABLE | 124 | 2.7% |

NUEVA NORMALIDAD

Tipo de paciente Hospitalizado y Confirmado por COVID-19



Casos Hospitalizados Intubados y Positivos a SARS-Cov-2

| | | |
|-------------------------------------|-----|--------|
| Total de Casos Intubados | 386 | 100.0% |
| Total de Intubados No Grave | 3 | 0.8% |
| Total de Intubados Grave | 42 | 10.9% |
| Total de Intubados con Alta Mejoria | 42 | 10.9% |
| Total de Intubados Fallecidos | 290 | 75.1% |
| Total de Intubados Alta Traslado | 7 | 1.8% |



COVID-19 Sinaloa: Casos confirmados y Defunciones por Ocupación

NUEVA
NORMALIDAD

2,226

Defunciones

Confirmados
acumulados

12,731



ESTATAL

| OCUPACIÓN | ESTATAL | |
|--|----------------------------|------------------------------|
| | CASOS CONFIRMADOS COVID-19 | DEFUNCIONES COVID-19 ESTATAL |
| OTROS TRABAJADORES DE LA SALUD | 839 | 8 |
| MEDICOS | 780 | 22 |
| ENFERMERAS | 1321 | 8 |
| DENTISTAS | 28 | 1 |
| LABORATORISTAS | 55 | 1 |
| OTROS PROFESIONISTAS | 288 | 18 |
| ESTUDIANTES | 334 | 11 |
| JUBILADO / PENSIONADO | 1089 | 548 |
| GERENTES O PROPIETARIOS DE EMPRESAS O NEGOCIOS | 62 | 10 |
| HOGAR | 2073 | 644 |
| COMERCIANTES DE MERCADOS FIJOS O AMBULANTES | 210 | 45 |
| CHOFERES | 123 | 24 |
| MAESTROS | 143 | 20 |
| CAMPESINOS | 169 | 55 |
| OBREROS | 99 | 29 |
| OTROS | 1483 | 227 |
| DESEMPLEADOS | 768 | 247 |
| EMPLEADOS | 2866 | 308 |

12730

2226

17.5%

DEFUNCIONES EN PERSONAL DE LA SALUD POR GRUPO DE EDAD CON SARS-Cov2

| DEFUNCIONES POR GRUPO DE EDAD CON SARS-Cov2 | MEDICOS | ENFERMERAS | OTROS TRABAJADORES DE LA SALUD | LABORATORISTAS | DENTISTAS | Total | % |
|---|-----------|------------|--------------------------------|----------------|-----------|-----------|---------------|
| De 20 a 24 años | 0 | 0 | 0 | 0 | 0 | 0 | 0.0% |
| De 25 a 44 años | 2 | 3 | 0 | 0 | 0 | 5 | 12.5% |
| De 45 a 49 años | 2 | 1 | 1 | 0 | 0 | 4 | 10.0% |
| De 50 a 59 años | 5 | 4 | 4 | 1 | 0 | 14 | 35.0% |
| De 60 a 64 años | 4 | 0 | 0 | 0 | 0 | 4 | 10.0% |
| De 65 a 69 años | 6 | 0 | 2 | 0 | 1 | 9 | 22.5% |
| De 70 a 79 años | 3 | 0 | 1 | 0 | 0 | 4 | 10.0% |
| De 80 a 89 años | 0 | 0 | 0 | 0 | 0 | 0 | 0.0% |
| De 90 a 99 años | 0 | 0 | 0 | 0 | 0 | 0 | 0.0% |
| De 100 y más años | 0 | 0 | 0 | 0 | 0 | 0 | 0.0% |
| Total general | 22 | 8 | 8 | 1 | 1 | 40 | 100.0% |

55.0% 20.0% 20.0% 2.5% 2.5% 100.0%

COVID-19 Sinaloa: Casos confirmados en personal de la salud por Municipio

| CASOS CONFIRMADOS SARS-Cov2 EN PERSONAL DE LA SALUD POR MUNICIPIO | | | | | | | |
|---|------------|-------------|--------------------------------|----------------|-----------|-------------|--------------|
| Municipios | MEDICOS | ENFERMERAS | OTROS TRABAJADORES DE LA SALUD | LABORATORISTAS | DENTISTAS | Total | % |
| AHOME | 146 | 265 | 209 | 12 | 4 | 636 | 21.0% |
| CHOIX | 1 | 2 | 2 | 0 | 0 | 5 | 0.2% |
| EL FUERTE | 5 | 19 | 11 | 1 | 0 | 36 | 1.2% |
| GUASAVE | 65 | 166 | 72 | 8 | 2 | 313 | 10.3% |
| SINALOA | 8 | 12 | 3 | 1 | 0 | 24 | 0.8% |
| ANGOSTURA | 11 | 14 | 1 | 0 | 0 | 26 | 0.9% |
| MOCORITO | 2 | 3 | 1 | 0 | 0 | 6 | 0.2% |
| SALVADOR ALVARADO | 37 | 48 | 17 | 1 | 0 | 103 | 3.4% |
| BADIRAGUATO | 0 | 1 | 1 | 0 | 0 | 2 | 0.1% |
| CULIACÁN | 332 | 473 | 336 | 17 | 12 | 1170 | 38.7% |
| NAVOLATO | 8 | 62 | 26 | 0 | 1 | 97 | 3.2% |
| COSALÁ | 7 | 3 | 2 | 0 | 1 | 13 | 0.4% |
| ELOTA | 3 | 1 | 1 | 0 | 0 | 5 | 0.2% |
| SAN IGNACIO | 0 | 0 | 0 | 0 | 0 | 0 | 0.0% |
| CONCORDIA | 2 | 1 | 0 | 0 | 0 | 3 | 0.1% |
| ESCUINAPA | 16 | 41 | 17 | 0 | 1 | 75 | 2.5% |
| MAZATLÁN | 131 | 203 | 138 | 15 | 7 | 494 | 16.3% |
| ROSARIO | 5 | 7 | 1 | 0 | 0 | 13 | 0.4% |
| Total | 779 | 1321 | 838 | 55 | 28 | 3021 | 99.8% |
| Otro Estado | 3 | 1 | 2 | 0 | 0 | 6 | 0.2% |

NUEVA NORMALIDAD

2,226

Defunciones

Confirmados acumulados

12,731



COVID-19 Sinaloa: Casos confirmados en personal de la salud por Institución y Grupo de Edad

| CASOS CONFIRMADOS SARS-Cov2 EN PERSONAL DE LA SALUD POR INSTITUCION | | | | | | | |
|---|------------|-------------|--------------------------------|----------------|-----------|-------------|---------------|
| INSTITUCION | MEDICOS | ENFERMERAS | OTROS TRABAJADORES DE LA SALUD | LABORATORISTAS | DENTISTAS | Total | % |
| SSA | 340 | 431 | 295 | 16 | 16 | 1098 | 36.3% |
| IMSS | 302 | 670 | 444 | 28 | 7 | 1451 | 48.0% |
| IMSS_PR | 24 | 26 | 17 | 1 | 1 | 69 | 2.3% |
| ISSSTE | 45 | 123 | 43 | 4 | 2 | 217 | 7.2% |
| PEMEX | 0 | 0 | 0 | 0 | 0 | 0 | 0.0% |
| Privados | 24 | 15 | 5 | 3 | 0 | 47 | 1.6% |
| SEDENA | 1 | 2 | 1 | 0 | 0 | 4 | 0.1% |
| SEMAR | 3 | 11 | 3 | 1 | 2 | 20 | 0.7% |
| *Servicios | 31 | 33 | 19 | 2 | 0 | 85 | 2.8% |
| **Servicios | 10 | 10 | 12 | 0 | 0 | 32 | 1.1% |
| Universitaria | 0 | 0 | 0 | 0 | 0 | 0 | 0.0% |
| Cruz Roja | 0 | 0 | 0 | 0 | 0 | 0 | 0.0% |
| DIF | 0 | 0 | 0 | 0 | 0 | 0 | 0.0% |
| TOTAL | 780 | 1321 | 839 | 55 | 28 | 3023 | 100.0% |

*Servicios Estatales (Hosp. Civil Culiacan)

**Servicios Municipales (Hosp. Maza de Juarez Mazatlan)

| CASOS CONFIRMADOS SARS-Cov2 EN PERSONAL DE LA SALUD POR GRUPO DE EDAD | | | | | | | |
|---|------------|-------------|--------------------------------|----------------|-----------|-------------|---------------|
| GRUPO DE EDAD EN PERSONAL DE LA SALUD CON COVID-19 | MEDICOS | ENFERMERAS | OTROS TRABAJADORES DE LA SALUD | LABORATORISTAS | DENTISTAS | Total | % |
| De 20 a 24 años | 10 | 52 | 42 | 3 | 0 | 107 | 3.5% |
| De 25 a 44 años | 497 | 935 | 539 | 32 | 14 | 2017 | 66.7% |
| De 45 a 49 años | 78 | 172 | 122 | 6 | 4 | 382 | 12.6% |
| De 50 a 59 años | 112 | 146 | 109 | 14 | 8 | 389 | 12.9% |
| De 60 a 64 años | 48 | 10 | 12 | 0 | 1 | 71 | 2.3% |
| De 65 a 69 años | 21 | 4 | 7 | 0 | 1 | 33 | 1.1% |
| De 70 a 79 años | 8 | 2 | 7 | 0 | 0 | 17 | 0.6% |
| De 80 a 89 años | 4 | 0 | 0 | 0 | 0 | 4 | 0.1% |
| De 90 a 99 años | 2 | 1 | 0 | 0 | 0 | 3 | 0.1% |
| De 100 y más años | 0 | 0 | 0 | 0 | 0 | 0 | 0.0% |
| Total general | 780 | 1322 | 838 | 55 | 28 | 3023 | 100.0% |

NUEVA NORMALIDAD

2,226

Defunciones

Confirmados acumulados

12,731





SERVICIOS DE SALUD DE SINALOA

SUBDIRECCION DE EPIDEMIOLOGIA

Situación de la Notificación de Casos y Defunciones en las Diferentes Unidades de Salud

| CLUES | INSTIT | NOMBRE DE LA UNIDAD | Notificados | Confirmados | Defunciones Positivas a Sars-CoV-2 |
|-------------|--------|--|-------------|-------------|------------------------------------|
| SLSSA000024 | SSA | HOSPITAL GENERAL LOS MOCHIS | 831 | 447 | 172 |
| SLSSA000963 | SSA | HOSPITAL INTEGRAL CHOIX | 14 | 6 | 0 |
| SLSSA002573 | SSA | HOSPITAL INTEGRAL VALLE DEL CARRIZO | 0 | 0 | 0 |
| SLSSA001255 | SSA | HOSPITAL GENERAL GUASAVE | 304 | 202 | 68 |
| SLSSA002136 | SSA | HOSPITAL INTEGRAL DE SINALOA DE LEYVA | 0 | 0 | 0 |
| SLSSA000193 | SSA | HOSPITAL INTEGRAL ANGOSTURA | 26 | 19 | 0 |
| SLSSA001716 | SSA | HOSPITAL INTEGRAL MOCORITO | 33 | 16 | 1 |
| SLSSA018113 | SSA | HOSPITAL GENERAL DE GUAMUCHIL | 442 | 264 | 39 |
| SLSSA000246 | SSA | HOSPITAL INTEGRAL BADIRAGUATO | 69 | 29 | 0 |
| SLSSA000666 | SSA | HOSPITAL GENERAL CULIACÁN | 1152 | 533 | 126 |
| SLSSA002491 | SSA | HOSPITAL INTEGRAL NAVOLATO | 53 | 25 | 0 |
| SLSSA017582 | SSA | HOSPITAL INTEGRAL VALLE DE SAN LORENZO | 2 | 0 | 0 |
| SLSSA018265 | SSA | HOSPITAL GENERAL EL DORADO | 106 | 23 | 0 |
| SLSSA000572 | SSA | HOSPITAL INTEGRAL COSALA | 105 | 41 | 0 |
| SLSSA017570 | SSA | HOSPITAL INTEGRAL SAN IGNACIO | 1 | 0 | 0 |
| SLSSA017594 | SSA | HOSPITAL GENERAL LA CRUZ | 16 | 4 | 0 |
| SLSSA000473 | SSA | HOSPITAL INTEGRAL CONCORDIA | 17 | 8 | 0 |
| SLSSA001873 | SSA | HOSPITAL INTEGRAL DE EL ROSARIO | 94 | 55 | 2 |
| SLSSA002585 | SSA | HOSPITAL GENERAL DE MAZATLÁN | 311 | 206 | 29 |
| SLSSA018253 | SSA | HOSPITAL GENERAL ESCUINAPA | 286 | 153 | 3 |

| TOTAL DE CASOS COVID-19 NOTIFICADOS EN MPIO. DE CULIACAN | | | | 7377 | 3079 | 890 |
|--|-------------|--------|--|-------------|-------------|--------------------------------------|
| MUNICIPIO | CLUES | INSTIT | NOMBRE DE LA UNIDAD | Notificados | Confirmados | Defunciones (Positivas a SARS-CoV-2) |
| CULIACÁN | SLIMS000131 | IMSS | HGR 1 CULIACÁN | 2541 | 1234 | 412 |
| CULIACÁN | SLIMS000184 | IMSS | HGZMF 28 COSTA RICA | 527 | 170 | 46 |
| CULIACÁN | SLIST000073 | ISSSTE | C.M.F. CULIACAN | 9 | 6 | 0 |
| CULIACÁN | SLIST000085 | ISSSTE | DR. MANUEL CARDENAS DE LA VEGA | 1322 | 517 | 202 |
| CULIACÁN | SLSME000016 | SME | HOSPITAL CIVIL DE CULIACÁN | 622 | 379 | 82 |
| CULIACÁN | SLSMP000365 | SMP | CLÍNICA DE REHABILITACIÓN Y ESPECIALIDADES | 41 | 21 | 1 |
| CULIACÁN | SLSMP000370 | SMP | CLÍNICA HOSPITAL CULIACÁN S. A. DE C. V. | 114 | 15 | 8 |
| CULIACÁN | SLSMP000394 | SMP | SANATORIO CEMSI CHAPULTEPEC | 10 | 2 | 0 |
| CULIACÁN | SLSMP000411 | SMP | SANATORIO BATIZ RAMOS | 3 | 1 | 0 |
| CULIACÁN | SLSMP000440 | SMP | OPERADORA NUEVA CLÍNICA SANTA MARÍA S.A DE | 23 | 6 | 3 |
| CULIACÁN | SLSMP000534 | SMP | HOSPITAL ÁNGELES CULIACÁN | 469 | 2 | 0 |
| CULIACÁN | SLSSA017606 | SSA | HOSPITAL DE LA MUJER | 71 | 17 | 1 |
| CULIACÁN | SLSSA018265 | SSA | HOSPITAL GENERAL EL DORADO | 106 | 23 | 0 |
| CULIACÁN | SLSME000021 | SME | -HOSPITAL PEDIATRICO | 6 | 2 | 0 |
| CULIACÁN | SLSSA002556 | SSA | HOSPITAL PEDIATRICO DE SINALOA | 284 | 99 | 3 |
| CULIACÁN | SLSMP002815 | SMP | MEDICA DE LA CIUDAD | 77 | 52 | 6 |
| CULIACÁN | SLSSA000666 | SSA | HOSPITAL GENERAL CULIACÁN | 1152 | 533 | 126 |



SERVICIOS DE SALUD DE SINALOA

SUBDIRECCION DE EPIDEMIOLOGIA

Situación de la OCUPACION HOSPITALARIA en los Municipios

Registros del 01-jul-20 al 20-jul-20

| Municipios | CAMAS COVID | Casos Acumulados | Defunciones Acumuladas | Hospitalizados Según Plataforma SIGVE | PORCENTAJE DE OCUPACION HOSPITALARIA -SINALOA- | | | | | | | | | | | | | | | | | | | | | | | | | | | | |
|-------------------|-------------|------------------|------------------------|---------------------------------------|--|------------|------------|------------|------------|------------|------------|------------|------------|------------|------------|------------|------------|------------|------------|------------|------------|------------|------------|------------|------------|------------|------------|------------|------------|------------|------------|------------|------------|
| | | | | | 01-jul-20 | 02-jul-20 | 03-jul-20 | 04-jul-20 | 05-jul-20 | 06-jul-20 | 07-jul-20 | 08-jul-20 | 09-jul-20 | 10-jul-20 | 11-jul-20 | 12-jul-20 | 13-jul-20 | 14-jul-20 | 15-jul-20 | 16-jul-20 | 17-jul-20 | 18-jul-20 | 19-jul-20 | 20-jul-20 | 21-jul-20 | 22-jul-20 | 23-jul-20 | 24-jul-20 | 25-jul-20 | 26-jul-20 | 27-jul-20 | 28-jul-20 | 29-jul-20 |
| AHOME | 188 | 2,006 | 481 | 883 | 81% | 78% | 78% | 78% | 80% | 79% | 77% | 77% | 77% | 79% | 78% | 78% | 79% | 74% | 76% | 77% | 77% | 74% | 76% | 75% | 68% | 70% | 71% | 74% | 71% | 71% | 71% | 70% | 74% |
| CHOIX | 3 | 29 | 6 | 14 | 0% | 0% | 0% | 0% | 0% | 0% | 0% | 0% | 0% | 0% | 0% | 0% | 0% | 0% | 0% | 0% | 0% | 0% | 0% | 0% | 0% | 0% | 0% | 0% | 0% | 0% | 0% | 0% | |
| EL FUERTE | 0 | 200 | 48 | 102 | 0% | 0% | 0% | 0% | 0% | 0% | 0% | 0% | 0% | 0% | 0% | 0% | 0% | 0% | 0% | 0% | 0% | 0% | 0% | 0% | 0% | 0% | 0% | 0% | 0% | 0% | 0% | 0% | |
| GUASAVE | 180 | 2,015 | 313 | 563 | 52% | 50% | 51% | 54% | 56% | 56% | 48% | 49% | 49% | 50% | 51% | 51% | 51% | 43% | 47% | 52% | 49% | 49% | 47% | 48% | 40% | 43% | 33% | 33% | 32% | 32% | 32% | 33% | 32% |
| SINALOA | 3 | 185 | 19 | 49 | 0% | 0% | 0% | 0% | 0% | 0% | 0% | 0% | 0% | 0% | 0% | 0% | 0% | 0% | 0% | 0% | 0% | 0% | 0% | 0% | 0% | 0% | 0% | 0% | 0% | 0% | 0% | 0% | |
| ANGOSTURA | 3 | 161 | 34 | 88 | 0% | 0% | 0% | 0% | 0% | 0% | 0% | 0% | 0% | 0% | 0% | 0% | 0% | 0% | 0% | 0% | 0% | 0% | 0% | 0% | 0% | 0% | 0% | 0% | 0% | 0% | 0% | 0% | |
| MOCORITO | 3 | 74 | 17 | 45 | 0% | 0% | 0% | 0% | 0% | 0% | 0% | 0% | 0% | 0% | 0% | 0% | 0% | 0% | 0% | 0% | 0% | 0% | 0% | 0% | 0% | 0% | 0% | 0% | 0% | 0% | 0% | 0% | |
| SALVADOR ALVARADO | 64 | 620 | 96 | 244 | 50% | 53% | 55% | 52% | 56% | 56% | 64% | 55% | 55% | 52% | 52% | 53% | 53% | 50% | 53% | 55% | 53% | 59% | 61% | 59% | 55% | 58% | 53% | 53% | 61% | 64% | 61% | 59% | 58% |
| BADIRAGUATO | 3 | 52 | 9 | 19 | 0% | 0% | 0% | 0% | 0% | 0% | 0% | 0% | 0% | 0% | 0% | 0% | 0% | 0% | 0% | 0% | 0% | 0% | 0% | 0% | 0% | 0% | 0% | 0% | 61% | 0% | 0% | 0% | 0% |
| CULIACAN | 491 | 4,522 | 788 | 1,555 | 60% | 62% | 62% | 64% | 66% | 66% | 66% | 65% | 65% | 67% | 67% | 68% | 68% | 68% | 69% | 70% | 69% | 67% | 68% | 67% | 67% | 66% | 65% | 65% | 64% | 64% | 66% | 64% | 64% |
| NAVOLATO | 3 | 377 | 82 | 142 | 0% | 0% | 0% | 0% | 0% | 0% | 0% | 0% | 0% | 0% | 0% | 0% | 0% | 0% | 0% | 0% | 0% | 0% | 0% | 0% | 0% | 0% | 0% | 0% | 0% | 0% | 0% | 0% | 0% |
| COSALA | 3 | 50 | 2 | 6 | 0% | 0% | 0% | 0% | 0% | 0% | 0% | 0% | 0% | 0% | 0% | 0% | 0% | 0% | 0% | 0% | 0% | 0% | 0% | 0% | 0% | 0% | 0% | 0% | 0% | 0% | 0% | 0% | 0% |
| ELOTA | 15 | 31 | 4 | 20 | 0% | 0% | 0% | 0% | 0% | 0% | 0% | 0% | 0% | 0% | 0% | 0% | 0% | 0% | 0% | 0% | 0% | 0% | 0% | 0% | 0% | 0% | 0% | 0% | 0% | 0% | 0% | 0% | 0% |
| SAN IGNACIO | 3 | 20 | 5 | 15 | 0% | 0% | 0% | 0% | 0% | 0% | 0% | 0% | 0% | 0% | 0% | 0% | 0% | 0% | 0% | 0% | 0% | 0% | 0% | 0% | 0% | 0% | 0% | 0% | 0% | 0% | 0% | 0% | 0% |
| CONCORDIA | 3 | 30 | 4 | 12 | 0% | 0% | 0% | 0% | 0% | 0% | 0% | 0% | 0% | 0% | 0% | 0% | 0% | 0% | 0% | 0% | 0% | 0% | 0% | 0% | 0% | 0% | 0% | 0% | 0% | 0% | 0% | 0% | 0% |
| ESCUINAPA | 80 | 213 | 19 | 82 | 16% | 16% | 16% | 16% | 16% | 16% | 16% | 16% | 16% | 18% | 18% | 18% | 18% | 14% | 14% | 14% | 20% | 14% | 21% | 14% | 14% | 14% | 14% | 5% | 6% | 6% | 6% | 6% | 8% |
| MAZATLAN | 271 | 2,075 | 271 | 707 | 59% | 56% | 55% | 56% | 57% | 57% | 58% | 57% | 57% | 58% | 54% | 54% | 55% | 54% | 52% | 56% | 50% | 50% | 53% | 51% | 50% | 52% | 52% | 54% | 55% | 56% | 55% | 47% | 52% |
| ROSARIO | 3 | 98 | 7 | 41 | 0% | 0% | 0% | 0% | 0% | 0% | 0% | 0% | 0% | 0% | 0% | 0% | 0% | 0% | 0% | 0% | 0% | 0% | 0% | 0% | 0% | 0% | 0% | 0% | 0% | 0% | 0% | 0% | 0% |
| Total | 1319 | 12,758 | 2205 | 4,587 | 57% | 56% | 56% | 57% | 59% | 59% | 57% | 57% | 57% | 58% | 58% | 58% | 59% | 56% | 57% | 59% | 57% | 56% | 57% | 56% | 54% | 55% | 53% | 53% | 53% | 53% | 54% | 51% | 52% |



SERVICIOS DE SALUD DE SINALOA
SUBDIRECCION DE EPIDEMIOLOGIA

**REPORTES POR
JURISDICCION SANITARIA**

PLATAFORMA SISVER

COVID-19 Sinaloa: Casos y Defunciones JURISDICCIÓN MOCHIS



NUEVA NORMALIDAD

535

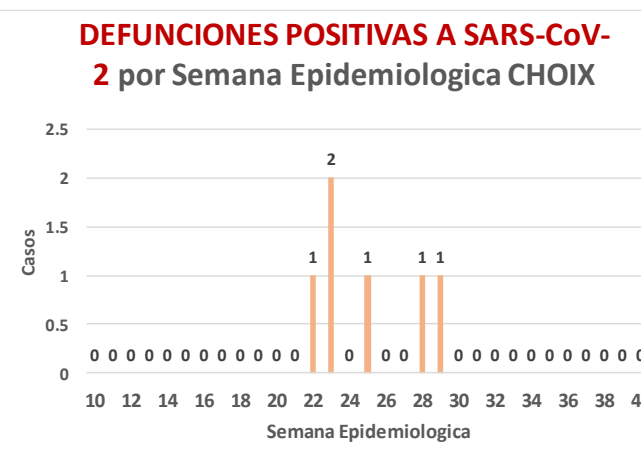
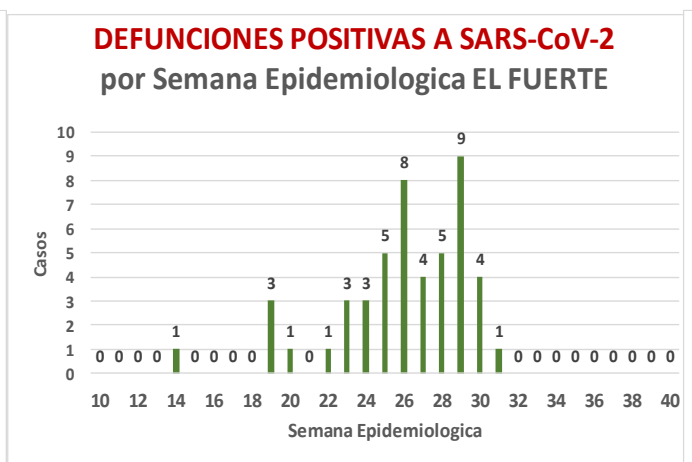
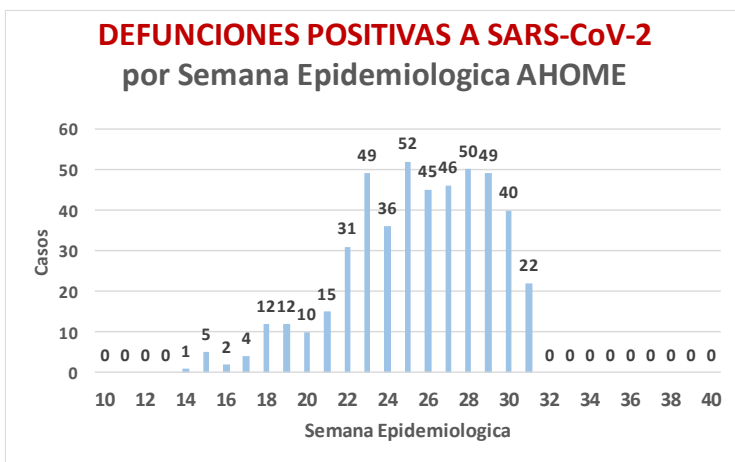
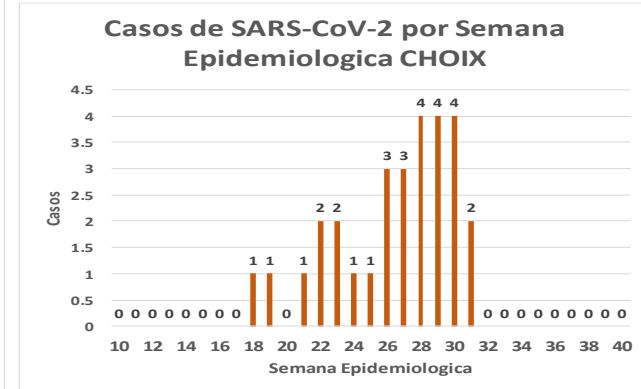
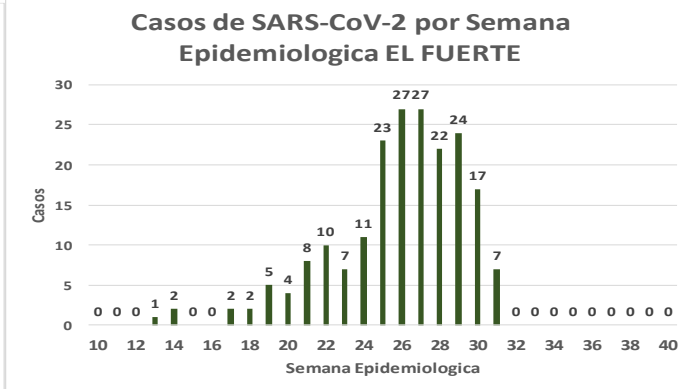
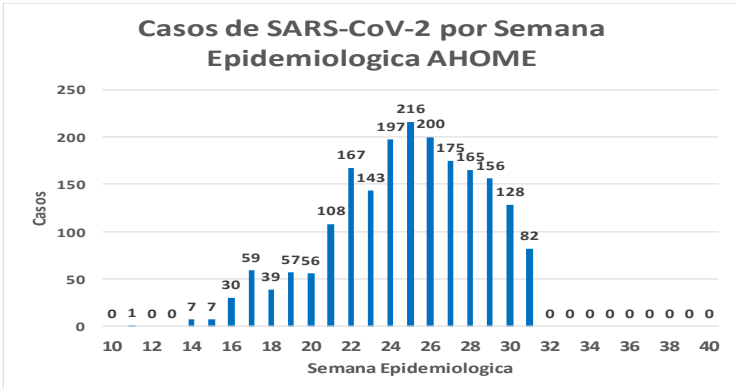
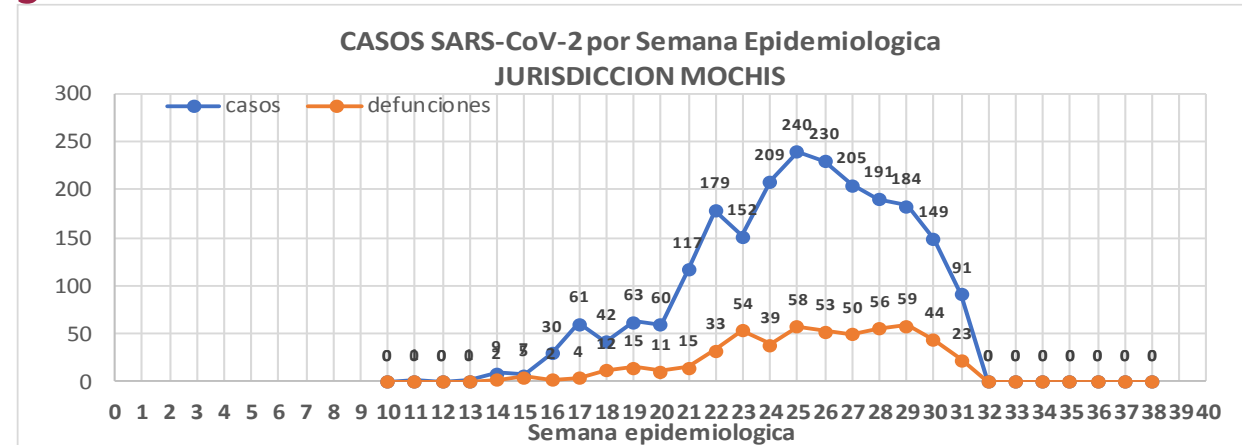
Defunciones Jurisdicción Mochis



Datos actualizados al **viernes, 31 de julio de 2020**

| JURISDICCION SANITARIA | Casos Acum. SARS-CoV-2* | % |
|------------------------|-------------------------|--------|
| Jurisd. No. 1 Mochis | 2221 | 100.0% |
| AHOME | 1993 | 89.7% |
| CHOIX | 29 | 1.3% |
| EL FUERTE | 199 | 9.0% |

* Municipio de residencia



COVID-19 Sinaloa: Muestreo de Casos JURISDICCIÓN MOCHIS



NUEVA
NORMALIDAD

535

Defunciones
Jurisdicción
Mochis



JURISDICCION No. 1 , MOCHIS

| INSTITUCION | NO ADECUADO | RECHAZADA | NO RECIBIDA | SOSPECHOSOS | TOTAL CON MUESTRA | % SOSPECHOSOS |
|--------------------|-------------|-----------|-------------|--------------|-------------------|---------------|
| IMSS | 0 | 36 | 13 | 1,852 | 1,901 | 47.9% |
| IMSS-OPORTUNIDADES | 0 | 5 | 0 | 161 | 166 | 4.2% |
| ISSSTE | 0 | 0 | 0 | 276 | 276 | 7.0% |
| PRIVADA | 1 | 0 | 0 | 75 | 76 | 1.9% |
| SEDENA | 0 | 0 | 0 | 5 | 5 | 0.1% |
| SEMAR | 0 | 0 | 1 | 74 | 75 | 1.9% |
| SSA | 4 | 0 | 0 | 1,464 | 1,468 | 37.0% |
| PEMEX | 0 | 0 | 0 | 0 | 0 | 0.0% |
| ESTATAL | 0 | 0 | 0 | 3 | 3 | 0.1% |
| MUNICIPAL | 0 | 1 | 0 | 0 | 1 | 0.0% |
| TOTAL | 5 | 42 | 14 | 3,910 | 3,971 | 100.0% |
| | 0.1% | 1.1% | 0.4% | 98.5% | 100.0% | |

| RESULTADO DEFINITIVO EN PLATAFORMA SISVER; JUR MOCHIS | |
|---|------|
| SARS-CoV-2 | 2235 |
| NEGATIVO | 1393 |
| NO RECIBIDA | 14 |
| INF AH1N1 PMD | 54 |
| RECHAZADA | 42 |
| B | 18 |
| A H3 | 1 |
| METAPNEUMOVIRUS | 3 |
| ENTEROV//RHINOVIRUS | 2 |
| CORONA OC43 | 0 |
| NO ADECUADO | 5 |
| INF A | 4 |
| CORONA 229E | 0 |
| CORONA NL63 | 0 |
| CORONA HKU1 | 0 |
| VSR | 1 |
| ADENOVIRUS | 0 |
| PARAINFLUENZA 3 | 0 |
| NO SUBTIPIFICADO | 0 |

INFORMACION AL DIA : viernes, 31 de julio de 2020

SE TOMO MUESTRA PERO SIN RECEPCION EN LABORATORIO

| Municipios | IMSS | IMSS-OPORTUNIDADES | ISSSTE | PRIVADA | SEDENA | SEMAR | SSA | PEMEX | ESTATAL | MUNICIPAL | TOTAL |
|---------------------------|-----------|--------------------|----------|----------|----------|-----------|------------|----------|----------|-----------|------------|
| AHOME | 45 | 2 | 6 | 4 | 1 | 11 | 109 | 0 | 0 | 0 | 178 |
| CHOIX | 1 | 0 | 1 | 0 | 0 | 0 | 1 | 0 | 0 | 0 | 3 |
| EL FUERTE | 4 | 8 | 2 | 1 | 0 | 0 | 5 | 0 | 0 | 0 | 20 |
| TOTAL JURISDICCION | 50 | 10 | 9 | 5 | 1 | 11 | 115 | 0 | 0 | 0 | 201 |

COVID-19 Sinaloa: Informe ejecutivo: JURISDICCIÓN MOCHIS



Unidades de Salud que han reportado en SISVER

| MUNICIPIO | CLUES | SECTOR | UNIDAD | Defunciones Acumuladas a la | | | Total Defunciones Asociadas a SarsCov-2 | Casos confirmados Acumulados a la | | | Total de Casos Confirmados | Tasa letalidad X 100 (D/G)*100 | Lugar Letalidad | PRUEBAS REALIZADAS Acumuladas a la | | | INDICE DE POSITIVIDAD | Lugar de Índice de Positividad | |
|-------------------------------------|-------------|----------|--|-----------------------------|----------------|-----------|---|-----------------------------------|----------------|-----------|----------------------------|--------------------------------|-----------------|------------------------------------|----------------|------------|-----------------------|--------------------------------|--|
| | | | | SEM EPI NUM-28 | SEM EPI NUM-29 | Aumento | | SEM EPI NUM-28 | SEM EPI NUM-29 | Aumento | | | | SEM EPI NUM-28 | SEM EPI NUM-29 | Aumento | | | |
| AHOME | SLMPO00831 | PRIVADA | CLINICA ANGELES | 0 | 0 | 0 | 0 | 0 | 0 | 0 | 1 | 0.00 | 12 | 0 | 0 | 0 | - | - | |
| AHOME | SLMPO00032 | PRIVADA | CLINICA SANTA MARIA | 0 | 0 | 0 | 0 | 0 | 0 | 0 | 1 | 0.00 | 12 | 0 | 0 | 0 | - | - | |
| AHOME | SLIMS000015 | IMSS | HGP 2 LOS MOCHIS | 0 | 0 | 0 | 2 | 7 | 0 | -7 | 60 | 3.33 | 8 | 16 | 1 | -15 | 0.00 | 11 | |
| AHOME | SLIMS000020 | IMSS | HGZ 49 LOS MOCHIS | 27 | 35 | 8 | 314 | 77 | 79 | 2 | 909 | 34.54 | 6 | 140 | 106 | -34 | 74.53 | 5 | |
| AHOME | SLMPO00114 | PRIVADA | HOSPITAL FATIMA | 2 | 1 | -1 | 16 | 0 | 3 | 3 | 42 | 38.10 | 4 | 0 | 3 | 3 | 100.00 | 1 | |
| AHOME | SLMPO00155 | PRIVADA | HOSPITAL GENERAL CENTRO MEDICO DE LOS MOCHIS | 0 | 0 | 0 | 1 | 0 | 0 | 0 | 2 | 50.00 | 1 | 0 | 0 | 0 | - | - | |
| AHOME | SLSSA000024 | SSA | HOSPITAL GENERAL LOS MOCHIS | 21 | 23 | 2 | 172 | 43 | 35 | -8 | 447 | 38.48 | 3 | 55 | 50 | -5 | 70.00 | 6 | |
| AHOME | SLIST000015 | ISSSTE | LOS MOCHIS | 10 | 7 | -3 | 82 | 14 | 20 | 6 | 218 | 37.61 | 5 | 24 | 34 | 10 | 58.82 | 9 | |
| AHOME | SLSSA000036 | SSA | LOS MOCHIS | 0 | 0 | 0 | 0 | 0 | 0 | 0 | 0 | - | - | 0 | 0 | 0 | - | - | |
| AHOME | SLSSA017332 | SSA | OFICINAS JURISDICCIONALES | 0 | 0 | 0 | 2 | 21 | 18 | -3 | 307 | 0.65 | 11 | 34 | 37 | 3 | 48.65 | 10 | |
| AHOME | SLMPO00061 | PRIVADA | SALUD INTEGRAL SINALOENSE C.S. | 0 | 0 | 0 | 1 | 0 | 1 | 1 | 9 | 11.11 | 7 | 0 | 1 | 1 | 100.00 | 1 | |
| AHOME | SLSMA000010 | SEMAR | SANATORIO NAVAL DE TOPOLOBAMPO | 0 | 0 | 0 | 1 | 1 | 4 | 3 | 43 | 2.33 | 9 | 2 | 6 | 4 | 66.67 | 8 | |
| AHOME | SLIMS000085 | IMSS | UMF 5 TOPOLOBAMPO | 0 | 0 | 0 | 0 | 1 | 0 | -1 | 2 | 0.00 | 12 | 2 | 0 | -2 | - | - | |
| AHOME | SLIMS000032 | IMSS | UMF 37 LOS MOCHIS | 2 | 0 | -2 | 5 | 20 | 27 | 7 | 236 | 2.12 | 10 | 40 | 39 | -1 | 69.23 | 7 | |
| AHOME | SLIMS000044 | IMSS | UMFH 6 AHOME | 0 | 0 | 0 | 0 | 0 | 1 | 1 | 2 | 0.00 | 12 | 0 | 1 | 1 | 100.00 | 1 | |
| AHOME | SLIMS000073 | IMSS | UMFH 13 SAN MIGUEL | 0 | 0 | 0 | 1 | 0 | 0 | 0 | 2 | 50.00 | 1 | 0 | 0 | 0 | - | - | |
| AHOME | SLIMS000476 | IMSS | UMFH 33 EL CARRIZO | 0 | 0 | 0 | 0 | 0 | 0 | 0 | 0 | - | - | 0 | 0 | 0 | - | - | |
| AHOME | SLIMS000061 | IMSS | UMFH 7 HIGUERA | 0 | 0 | 0 | 0 | 0 | 1 | 1 | 1 | 0.00 | 12 | 0 | 1 | 1 | 100.00 | 1 | |
| TOTAL MPIO. AHOME | | | | 62 | 66 | 4 | 597 | 184 | 189 | 5 | 2282 | 26.16 | | 313 | 279 | -34 | 67.74 | | |
| CHOIX | SLSSA018352 | SSA | CENTRO DE SALUD CHOIX | 0 | 0 | 0 | 0 | 0 | 0 | 0 | 1 | 0.00 | 1 | 0 | 0 | 0 | - | - | |
| CHOIX | SLSSA000963 | SSA | HOSPITAL INTEGRAL CHOIX | 0 | 0 | 0 | 0 | 2 | 0 | -2 | 6 | 0.00 | 1 | 2 | 0 | -2 | - | - | |
| TOTAL MPIO. CHOIX | | | | 0 | 0 | 0 | 0 | 2 | 0 | -2 | 7 | - | | 2 | 0 | -2 | - | | |
| EL FUERTE | SLIMO000576 | IMSS-OPC | HR FUERTE, EL | 1 | 0 | -1 | 10 | 17 | 13 | -4 | 101 | 9.90 | 2 | 32 | 21 | -11 | 61.90 | - | |
| EL FUERTE | SLIMS000266 | IMSS | UMF 14 SANTA ROSA | 0 | 0 | 0 | 1 | 1 | 0 | -1 | 2 | 50.00 | 1 | 1 | 0 | -1 | - | - | |
| EL FUERTE | SLIMS000522 | IMSS | UMF 43 SAN BLAS | 0 | 0 | 0 | 0 | 1 | 0 | -1 | 1 | 0.00 | 3 | 2 | 0 | -2 | - | - | |
| TOTAL MPIO. EL FUERTE | | | | 1 | 0 | -1 | 11 | 19 | 13 | -6 | 104 | 10.58 | | | 35 | 21 | -14 | 61.90 | |
| TOTAL JURISDICCION 1, MOCHIS | | | | 63 | 66 | 3 | 608 | 205 | 202 | -3 | 2,393 | 25.41 | | | 350 | 300 | -50 | 67.33 | |

NUEVA NORMALIDAD

INDICE DE POSITIVIDAD 67.33

TASA DE LETALIDAD 25.41



COVID-19 Sinaloa: Casos y Defunciones **JURISDICCIÓN CULIACÁN**



NUEVA NORMALIDAD

879

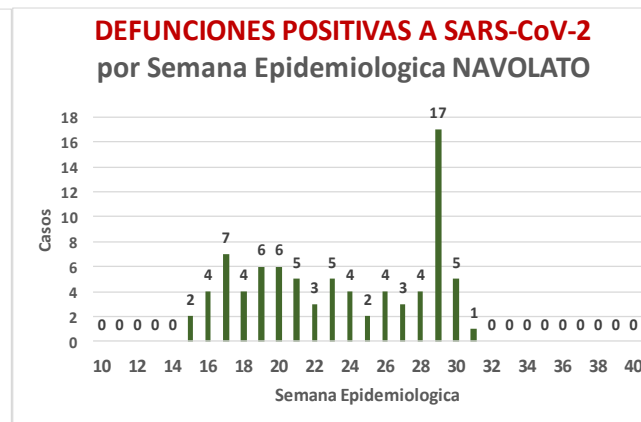
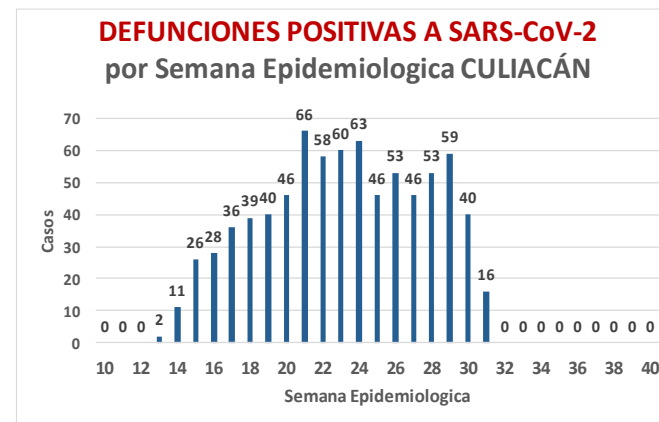
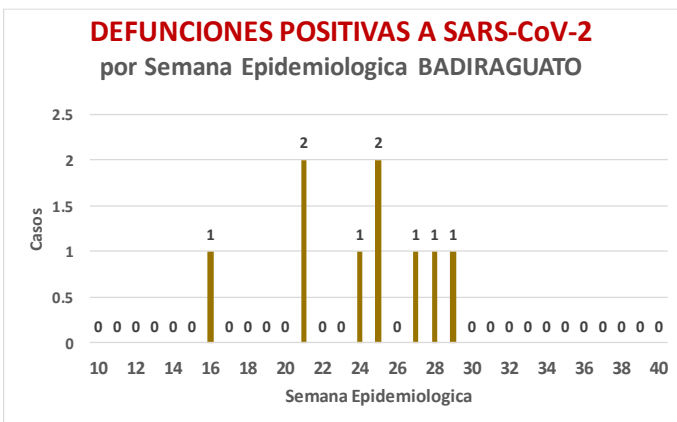
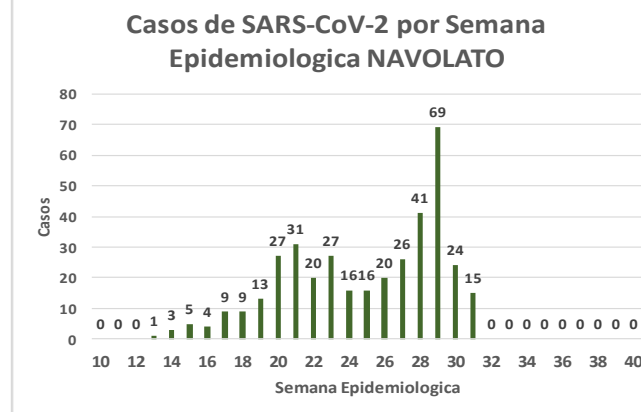
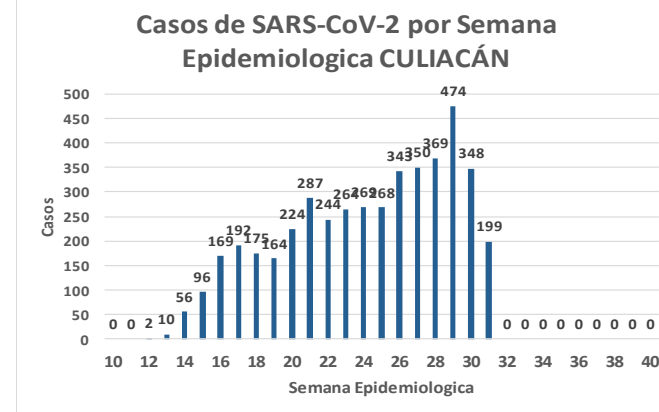
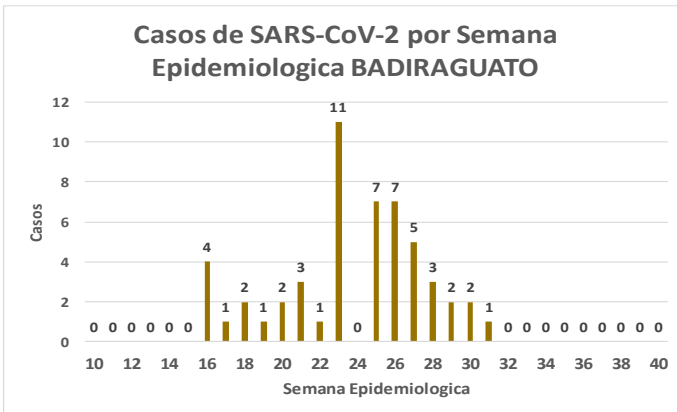
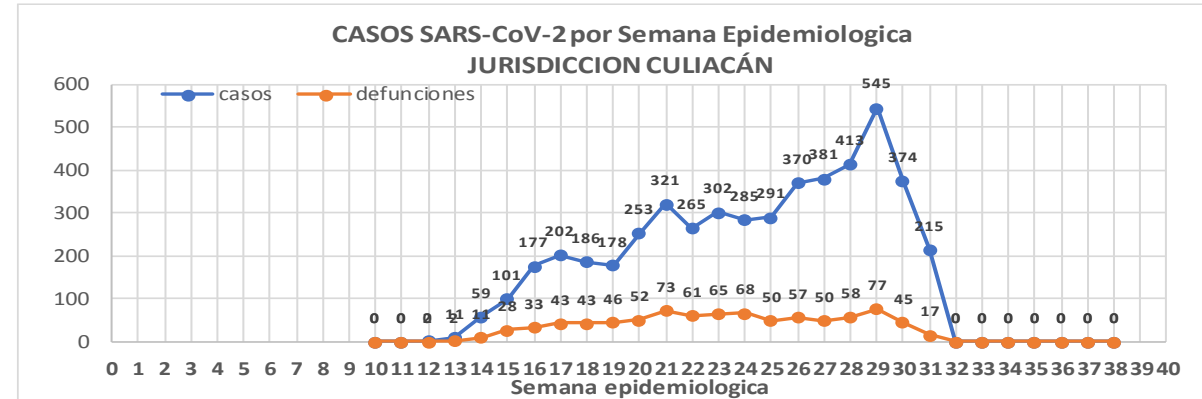
Defunciones Jurisdicción Culiacán



Datos actualizados al **viernes, 31 de julio de 2020**

| JURISDICCION SANITARIA | Casos Acum. SARS-CoV-2* | % |
|-------------------------------|-------------------------|---------------|
| Jurisd. No. 4 Culiacán | 4931 | 100.0% |
| BADIRAGUATO | 52 | 1.1% |
| CULIACAN | 4503 | 91.3% |
| NAVOLATO | 376 | 7.6% |

* Municipio de residencia



COVID-19 Sinaloa: Muestreo de Casos JURISDICCIÓN CULIACÁN



Jurisd. No. 4 Culiacán

| INSTITUCION | NO ADECUADO | RECHAZADA | NO RECIBIDA | SOSPECHOSOS | TOTAL CON MUESTRA | % SOSPECHOSOS |
|--------------------|-------------|------------|-------------|---------------|-------------------|---------------|
| IMSS | 0 | 162 | 60 | 4,231 | 4,453 | 41.8% |
| IMSS-OPORTUNIDADES | 0 | 0 | 0 | 19 | 19 | 0.2% |
| ISSSTE | 2 | 4 | 17 | 723 | 746 | 7.0% |
| PRIVADA | 1 | 3 | 152 | 465 | 621 | 5.8% |
| SEDENA | 0 | 0 | 0 | 10 | 10 | 0.1% |
| SEMAR | 0 | 0 | 0 | 0 | 0 | 0.0% |
| SSA | 10 | 24 | 23 | 4,176 | 4,233 | 39.7% |
| PEMEX | 0 | 0 | 0 | 0 | 0 | 0.0% |
| ESTATAL | 0 | 3 | 2 | 571 | 576 | 5.4% |
| MUNICIPAL | 0 | 0 | 0 | 0 | 0 | 0.0% |
| TOTAL | 13 | 196 | 254 | 10,195 | 10,658 | 100.0% |
| | 0.1% | 1.8% | 2.4% | 95.7% | 100.0% | |

RESULTADO DEFINITIVO EN PLATAFORMA SISVER; JUR CULIACAN

| | |
|---------------------|------|
| SARS-CoV-2 | 4951 |
| NEGATIVO | 4195 |
| NO RECIBIDA | 254 |
| INF AH1N1 PMD | 26 |
| RECHAZADA | 196 |
| B | 26 |
| A H3 | 7 |
| METAPNEUMOVIRUS | 1 |
| ENTEROV//RHINOVIRUS | 10 |
| CORONA OC43 | 1 |
| NO ADECUADO | 13 |
| INF A | 4 |
| CORONA 229E | 1 |
| CORONA NL63 | 1 |
| CORONA HKU1 | 1 |
| VSR | 1 |
| ADENOVIRUS | 0 |
| PARAINFLUENZA 3 | 1 |
| NO SUBTIPIFICADO | 1 |

NUEVA NORMALIDAD

879

Defunciones
Jurisdicción
Culiacán

INFORMACION AL DIA : viernes, 31 de julio de 2020

SE TOMO MUESTRA PERO SIN RECEPCION EN LABORATORIO

| Municipios | IMSS | IMSS-OPORTUNIDADES | ISSSTE | PRIVADA | SEDENA | SEMAR | SSA | PEMEX | ESTATAL | MUNICIPAL | TOTAL |
|---------------------------|------------|--------------------|-----------|------------|----------|----------|------------|----------|-----------|-----------|------------|
| BADIRAGUATO | 0 | 0 | 0 | 1 | 0 | 0 | 7 | 0 | 0 | 0 | 8 |
| CULIACAN | 281 | 1 | 45 | 295 | 1 | 0 | 281 | 0 | 18 | 0 | 922 |
| NAVOLATO | 29 | 0 | 2 | 5 | 0 | 0 | 19 | 0 | 3 | 0 | 58 |
| TOTAL JURISDICCION | 310 | 1 | 47 | 301 | 1 | 0 | 307 | 0 | 21 | 0 | 988 |



COVID-19 Sinaloa: Informe ejecutivo: JURISDICCIÓN CULIACÁN



SALUD
RETARÍA DE SALUD

Unidades de Salud que han reportado en SISVER

| MUNICIPIO | CLUES | SECTOR | UNIDAD | Defunciones Acumuladas a la | | | Total Defunciones Asociadas a SarsCov-2 | Casos confirmados Acumulados a la | | | Total de Casos Confirmados | Tasa Letalidad X 100 (D/G)*100 | Lugar Letalidad | PRUEBAS REALIZADAS Acumuladas a la | | | INDICE DE POSITIVIDAD | Lugar de Índice de POSITIVIDAD |
|---------------------------------------|-------------|---------|--|-----------------------------|----------------|-----------|---|-----------------------------------|----------------|------------|----------------------------|--------------------------------|-----------------|------------------------------------|----------------|-----------|-----------------------|--------------------------------|
| | | | | SEM EPI NUM-28 | SEM EPI NUM-29 | Aumento | | SEM EPI NUM-28 | SEM EPI NUM-29 | Aumento | | | | SEM EPI NUM-28 | SEM EPI NUM-29 | Aumento | | |
| CULIACÁN | SLSSA000905 | SSA | ADOLFO LOPEZ MATEOS (EL TAMARINDO) | 0 | 0 | 0 | 0 | 0 | 0 | 0 | 0 | - | - | 0 | 0 | 0 | - | - |
| CULIACÁN | XXDES002092 | SSA | BRIGADA EPIDEMIOLOGICA CULIACAN | 0 | 0 | 0 | 0 | 0 | 0 | 0 | 13 | 0.00 | 19 | 0 | 0 | 0 | - | - |
| CULIACÁN | SLSMP000365 | PRIVADA | CLINICA DE REHABILITACION Y ESPECIALIDADES | 0 | 0 | 0 | 1 | 0 | 0 | 0 | 21 | 4.76 | 13 | 0 | 0 | 0 | - | - |
| CULIACÁN | SLSMP000370 | PRIVADA | CLINICA HOSPITAL CULIACAN S. A. DE C. V. | 0 | 0 | 0 | 8 | 0 | 0 | 0 | 15 | 53.33 | 1 | 0 | 0 | 0 | - | - |
| CULIACÁN | SLSSA000794 | SSA | COSTA RICA | 0 | 0 | 0 | 0 | 0 | 0 | 0 | 0 | - | - | 0 | 0 | 0 | - | - |
| CULIACÁN | SLIST000073 | ISSSTE | CULIACAN | 0 | 0 | 0 | 0 | 0 | 6 | 6 | 6 | 0.00 | 19 | 0 | 7 | 7 | 85.71 | 3 |
| CULIACÁN | SLSSA000753 | SSA | CULIACAN | 0 | 0 | 0 | 0 | 19 | 43 | 24 | 259 | 0.00 | 19 | 35 | 85 | 50 | 50.59 | 13 |
| CULIACÁN | SLSSA000741 | SSA | CULIACAN (AGUARUTO) | 0 | 0 | 0 | 0 | 0 | 0 | 0 | 4 | 0.00 | 19 | 0 | 0 | 0 | - | - |
| CULIACÁN | SLSSA000695 | SSA | CULIACAN (PEMEX) | 0 | 0 | 0 | 0 | 0 | 0 | 0 | 0 | - | - | 0 | 0 | 0 | - | - |
| CULIACÁN | SLIST000085 | ISSSTE | DR. M.CARDENAS DE LA VEGA | 22 | 19 | -3 | 202 | 40 | 63 | 23 | 517 | 39.07 | 3 | 63 | 83 | 20 | 75.90 | 5 |
| CULIACÁN | SLSSA002474 | SSA | EL DORADO | 0 | 0 | 0 | 0 | 0 | 0 | 0 | 0 | - | - | 0 | 0 | 0 | - | - |
| CULIACÁN | SLIMS000131 | IMSS | HGR 1 CULIACAN | 20 | 42 | 22 | 412 | 103 | 132 | 29 | 1,234 | 33.39 | 4 | 180 | 184 | 4 | 71.74 | 8 |
| CULIACÁN | SLIMS000184 | IMSS | HGZMF 28 COSTA RICA | 4 | 2 | -2 | 46 | 14 | 6 | -8 | 170 | 27.06 | 6 | 29 | 10 | -19 | 60.00 | 12 |
| CULIACÁN | SLSMP000534 | PRIVADA | HOSPITAL ANGELES CULIACAN | 0 | 0 | 0 | 0 | 0 | 0 | 0 | 2 | 0.00 | 19 | 0 | 0 | 0 | - | - |
| CULIACÁN | SLSME000016 | ESTATAL | HOSPITAL CIVIL DE CULIACAN | 1 | 5 | 4 | 82 | 16 | 22 | 6 | 379 | 21.64 | 8 | 33 | 33 | 0 | 66.67 | 10 |
| CULIACÁN | SLSSA000666 | SSA | HOSPITAL GENERAL CULIACAN | 8 | 13 | 5 | 126 | 51 | 47 | -4 | 533 | 23.64 | 7 | 76 | 74 | -2 | 63.51 | 11 |
| CULIACÁN | SLSSA018265 | SSA | HOSPITAL GENERAL EL DORADO | 0 | 0 | 0 | 0 | 1 | 1 | 0 | 23 | 0.00 | 19 | 5 | 3 | -2 | 33.33 | 16 |
| CULIACÁN | SLSSA000811 | SSA | HOSPITAL INTEGRAL EL DORADO | 0 | 0 | 0 | 0 | 0 | 0 | 0 | 2 | 0.00 | 19 | 0 | 0 | 0 | - | - |
| CULIACÁN | SLSSA017582 | SSA | HOSPITAL INTEGRAL VALLE DE SAN LORENZO | 0 | 0 | 0 | 0 | 0 | 0 | 0 | 0 | - | - | 0 | 0 | 0 | - | - |
| CULIACÁN | SLSSA017606 | SSA | HOSPITAL MATERNO NEONATAL | 0 | 0 | 0 | 1 | 2 | 6 | 4 | 17 | 5.88 | 12 | 4 | 14 | 10 | 42.86 | 14 |
| CULIACÁN | SLSME000021 | ESTATAL | HOSPITAL PEDIATRICO DE SINALOA | 0 | 0 | 0 | 0 | 0 | 0 | 0 | 2 | 0.00 | 19 | 0 | 0 | 0 | - | - |
| CULIACÁN | SLSSA002556 | SSA | HOSPITAL PEDIATRICO DE SINALOA | 0 | 0 | 0 | 3 | 8 | 12 | 4 | 99 | 3.03 | 14 | 23 | 38 | 15 | 31.58 | 17 |
| CULIACÁN | SLSSA002643 | SSA | JURISDICCION SANITARIA IV CULIACAN | 0 | 0 | 0 | 2 | 73 | 70 | -3 | 848 | 0.24 | 18 | 198 | 191 | -7 | 36.65 | 15 |
| CULIACÁN | SLSMP002815 | PRIVADA | MEDICA DE LA CIUDAD | 0 | 0 | 0 | 6 | 0 | 0 | 0 | 52 | 11.54 | 9 | 0 | 0 | 0 | - | - |
| CULIACÁN | SLSSA000852 | SSA | OBISPO | 0 | 0 | 0 | 0 | 0 | 0 | 0 | 0 | - | - | 0 | 0 | 0 | - | - |
| CULIACÁN | SLSSA017455 | SSA | OFICINAS JURISDICCIONALES | 0 | 0 | 0 | 0 | 0 | 0 | 0 | 34 | 0.00 | 19 | 0 | 0 | 0 | - | - |
| CULIACÁN | SLSMP000440 | PRIVADA | OPERADORA NUEVA CLINICA SANTA MARIA S.A DE C.V | 0 | 0 | 0 | 3 | 0 | 0 | 0 | 6 | 50.00 | 2 | 0 | 0 | 0 | - | - |
| CULIACÁN | SLSSA000876 | SSA | QUILA | 0 | 0 | 0 | 0 | 0 | 0 | 0 | 6 | 0.00 | 19 | 0 | 0 | 0 | - | - |
| CULIACÁN | SLSMP000411 | PRIVADA | SANATORIO BATIZ RAMOS | 0 | 0 | 0 | 0 | 0 | 0 | 0 | 1 | 0.00 | 19 | 0 | 0 | 0 | - | - |
| CULIACÁN | SLSMP000394 | PRIVADA | SANATORIO CEMSI CHAPULTEPEC | 0 | 0 | 0 | 0 | 0 | 0 | 0 | 2 | 0.00 | 19 | 0 | 0 | 0 | - | - |
| CULIACÁN | SLIMS000143 | IMSS | UMF 35 CULIACAN | 0 | 2 | 2 | 5 | 34 | 51 | 17 | 266 | 1.88 | 17 | 73 | 69 | -4 | 73.91 | 6 |
| CULIACÁN | SLIMS000155 | IMSS | UMF 36 CULIACAN | 3 | 0 | -3 | 11 | 13 | 15 | 2 | 136 | 8.09 | 10 | 42 | 21 | -21 | 71.43 | 9 |
| CULIACÁN | SLIMS000160 | IMSS | UMF 46 CULIACAN | 0 | 0 | 0 | 4 | 11 | 22 | 11 | 137 | 2.92 | 16 | 22 | 27 | 5 | 81.48 | 4 |
| CULIACÁN | SLIMS000172 | IMSS | UMF 52 CULIACAN | 0 | 0 | 0 | 1 | 0 | 9 | 9 | 16 | 6.25 | 11 | 0 | 10 | 10 | 90.00 | 2 |
| CULIACÁN | SLIMS000633 | IMSS | UMF 55 CULIACAN | 0 | 0 | 0 | 3 | 12 | 13 | 1 | 99 | 3.03 | 14 | 22 | 18 | -4 | 72.22 | 7 |
| CULIACÁN | SLIMS000196 | IMSS | UMFH 22 EL DORADO | 0 | 0 | 0 | 3 | 1 | 1 | 0 | 11 | 27.27 | 5 | 1 | 1 | 0 | 100.00 | 1 |
| TOTAL MPIO. CULIACAN | | | | 58 | 83 | 25 | 919 | 398 | 519 | 121 | 4,910 | 18.72 | | 806 | 868 | 62 | 59.79 | |
| BADIRAGUATO | SLSSA018060 | SSA | CARAVANA DE LA SALUD TIPO 0 EL CASTILLO | 0 | 0 | 0 | 0 | 0 | 0 | 0 | 0 | - | - | 0 | 0 | 0 | - | - |
| BADIRAGUATO | SLSSA000362 | SSA | HIGUERAS DE ALVAREZ BORBOA(H DELOS MONZO | 0 | 0 | 0 | 0 | 0 | 0 | 0 | 0 | - | - | 0 | 0 | 0 | - | - |
| BADIRAGUATO | SLSSA000246 | SSA | HOSPITAL INTEGRAL BADIRAGUATO | 0 | 0 | 0 | 0 | 1 | 1 | 0 | 29 | 0.00 | 1 | 1 | 3 | 2 | 33.33 | 1 |
| TOTAL MPIO. BADIRAGUATO | | | | 0 | 0 | 0 | 0 | 1 | 1 | 0 | 29 | 0.00 | | 1 | 3 | 2 | 33.33 | |
| NAVOLATO | SLIMS000435 | IMSS | HGSMF 4 NAVOLATO | 0 | 0 | 0 | 3 | 19 | 36 | 17 | 140 | 2.14 | 2 | 38 | 54 | 16 | 66.67 | 1 |
| NAVOLATO | SLSSA002491 | SSA | HOSPITAL INTEGRAL NAVOLATO | 0 | 0 | 0 | 0 | 0 | 3 | 3 | 25 | 0.00 | 3 | 1 | 7 | 6 | 42.86 | 3 |
| NAVOLATO | SLSSA002305 | SSA | SAN PEDRO | 0 | 0 | 0 | 0 | 1 | 0 | -1 | 5 | 0.00 | 3 | 1 | 0 | -1 | - | - |
| NAVOLATO | SLIMS000440 | IMSS | UMFH 11 VILLA JUAREZ | 1 | 1 | 0 | 4 | 7 | 3 | -4 | 26 | 15.38 | 1 | 8 | 5 | -3 | 60.00 | 2 |
| TOTAL MPIO. NAVOLATO | | | | 1 | 1 | 0 | 7 | 27 | 42 | 15 | 196 | 3.57 | | 48 | 66 | 18 | 63.64 | |
| TOTAL JURISDICCION 4, CULIACAN | | | | 59 | 84 | 25 | 926 | 426 | 562 | 136 | 5,135 | 18.03 | | 855 | 937 | 82 | 59.98 | |

NUEVA NORMALIDAD

INDICE DE POSITIVIDAD
59.98

TASA DE LETALIDAD
18.03



COVID-19 Sinaloa: Casos y Defunciones **JURISDICCIÓN MAZATLÁN**



SALUD
SECRETARÍA DE SALUD

NUEVA NORMALIDAD

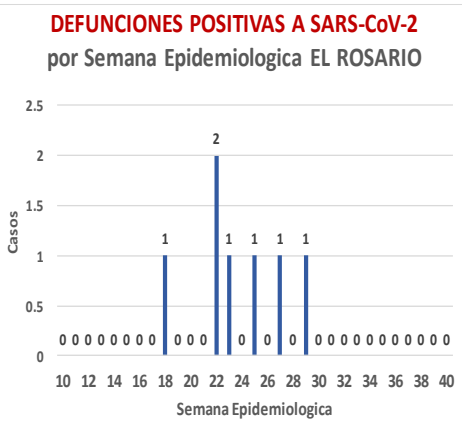
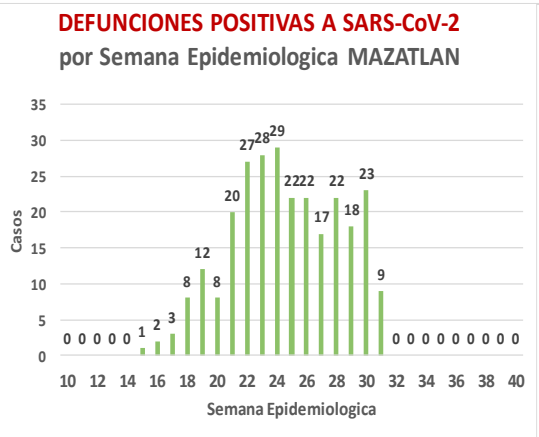
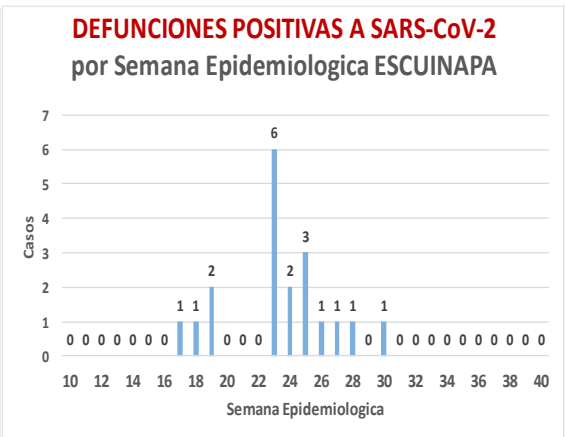
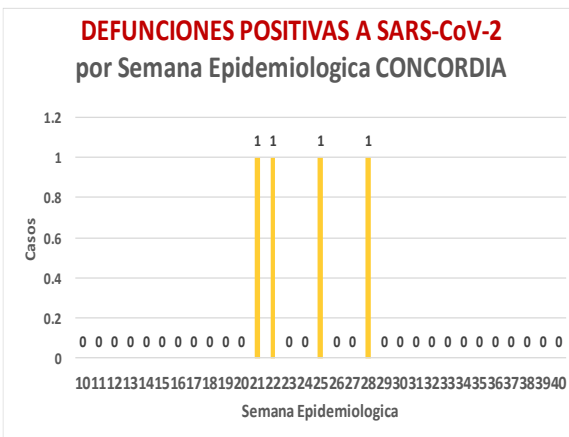
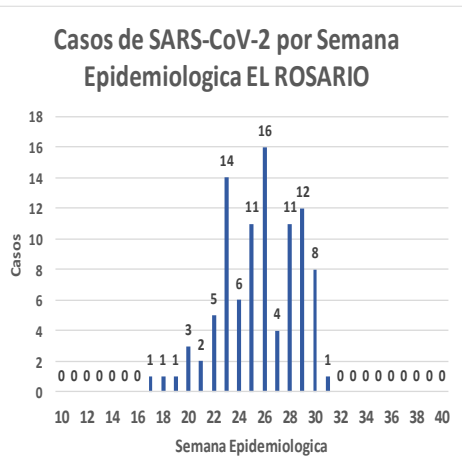
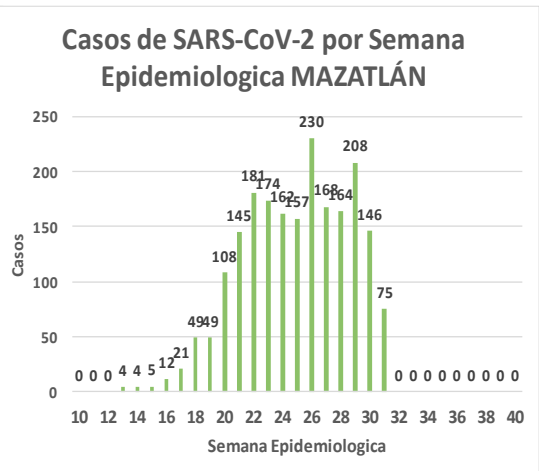
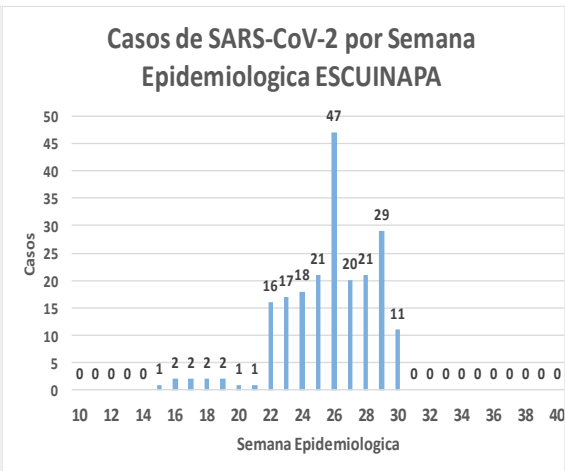
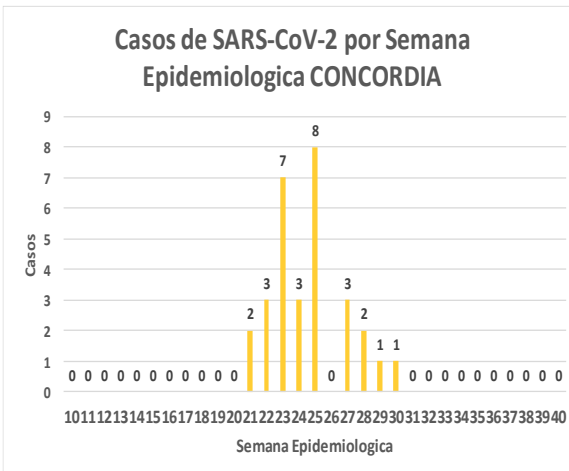
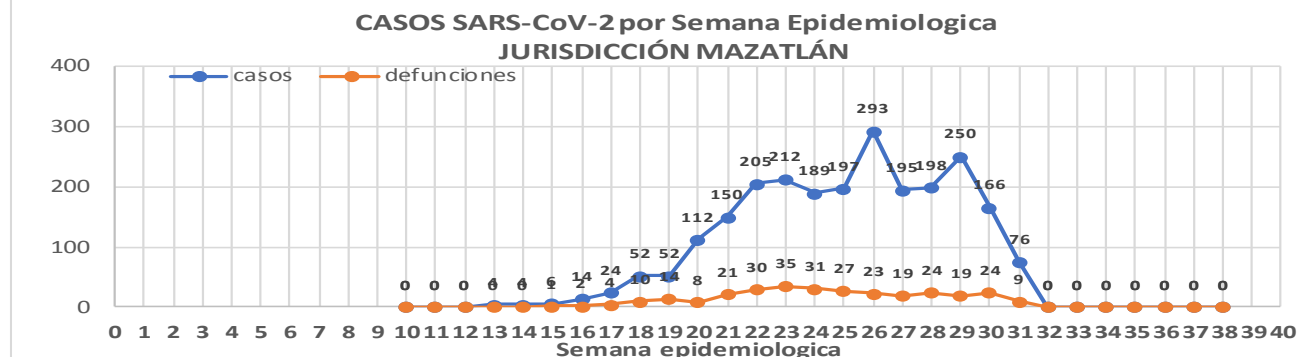
301
Defunciones
Jurisdicción
Mazatlán



Datos actualizados al **viernes, 31 de julio de 2020**

| JURISDICCIÓN SANITARIA | Casos Acum. SARS-CoV-2* | % |
|-------------------------------|-------------------------|---------------|
| Jurisd. No. 6 Mazatlan | 2399 | 100.0% |
| CONCORDIA | 30 | 1.3% |
| ESCUINAPA | 211 | 8.8% |
| MAZATLAN | 2062 | 86.0% |
| ROSARIO | 96 | 4.0% |

* Municipio de residencia



COVID-19 Sinaloa: Muestreo de Casos **JURISDICCIÓN MAZATLÁN**



**NUEVA
NORMALIDAD**

301
Defunciones
Jurisdicción
MAZATLÁN



| Jurisd. No. 6 Mazatlan | | | | | | |
|------------------------|-------------|-----------|-------------|--------------|-------------------|---------------|
| INSTITUCION | NO ADECUADO | RECHAZADA | NO RECIBIDA | SOSPECHOSOS | TOTAL CON MUESTRA | % SOSPECHOSOS |
| IMSS | 0 | 23 | 9 | 1,425 | 1,457 | 33.2% |
| IMSS-OPORTUNIDADES | 0 | 11 | 0 | 123 | 134 | 3.1% |
| ISSSTE | 0 | 9 | 3 | 259 | 271 | 6.2% |
| PRIVADA | 2 | 0 | 1 | 220 | 223 | 5.1% |
| SEDENA | 0 | 2 | 2 | 160 | 164 | 3.7% |
| SEMAR | 0 | 7 | 2 | 102 | 111 | 2.5% |
| SSA | 5 | 10 | 7 | 1,766 | 1,788 | 40.8% |
| PEMEX | 0 | 0 | 0 | 0 | 0 | 0.0% |
| ESTATAL | 0 | 0 | 0 | 1 | 1 | 0.0% |
| MUNICIPAL | 2 | 0 | 0 | 233 | 235 | 5.4% |
| TOTAL | 9 | 62 | 24 | 4,289 | 4,384 | 100.0% |
| | 0.2% | 1.4% | 0.5% | 97.8% | 100.0% | |

| RESULTADO DEFINITIVO EN PLATAFORMA SISVER; JUR MAZATLÁN | |
|---|------|
| SARS-CoV-2 | 2416 |
| NEGATIVO | 1519 |
| NO RECIBIDA | 24 |
| INF AH1N1 PMD | 4 |
| RECHAZADA | 62 |
| B | 7 |
| A H3 | 6 |
| METAPNEUMOVIRUS | 1 |
| ENTEROV//RHINOVIRUS | 1 |
| CORONA OC43 | 0 |
| NO ADECUADO | 9 |
| INF A | 0 |
| CORONA 229E | 0 |
| CORONA NL63 | 0 |
| CORONA HKU1 | 0 |
| VSR | 0 |
| ADENOVIRUS | 0 |
| PARAINFLUENZA 3 | 0 |
| NO SUBTIPIFICADO | 0 |

INFORMACION AL DIA : viernes, 31 de julio de 2020

SE TOMO MUESTRA PERO SIN RECEPCION EN LABORATORIO

| Municipios | IMSS | IMSS- OPORTUNIDADES | ISSSTE | PRIVADA | SEDENA | SEMAR | SSA | PEMEX | ESTATAL | MUNICIPAL | TOTAL |
|--------------|-----------|---------------------|-----------|-----------|-----------|-----------|------------|----------|----------|-----------|------------|
| CONCORDIA | 0 | 1 | 1 | 1 | 0 | 0 | 4 | 0 | 0 | 0 | 7 |
| ESCUINAPA | 1 | 1 | 2 | 0 | 1 | 0 | 24 | 0 | 0 | 0 | 29 |
| MAZATLAN | 64 | 11 | 18 | 66 | 19 | 12 | 83 | 0 | 0 | 13 | 286 |
| ROSARIO | 0 | 0 | 2 | 3 | 0 | 0 | 8 | 0 | 0 | 0 | 322 |
| TOTAL | 65 | 13 | 23 | 70 | 20 | 12 | 119 | 0 | 0 | 13 | 644 |

COVID-19 Sinaloa: Informe ejecutivo: JURISDICCIÓN MAZATLÁN

Unidades de Salud que han reportado en SISVER

| MUNICIPIO | CLUES | SECTOR | UNIDAD | Defunciones Acumuladas a la | | | Total Defunciones Asociadas a SarsCov-2 | Casos confirmados Acumulados a la | | | Total de Casos Confirmados | Tasa letalidad X 100 (D/G)*100 | Lugar Letalidad | PRUEBAS REALIZADAS Acumuladas a la | | | INDICE DE POSITIVIDAD | Lugar de Índice de POSITIVIDAD |
|---------------------------------------|-------------|--------------------|---|-----------------------------|----------------|-----------|---|-----------------------------------|----------------|-----------|----------------------------|--------------------------------|-----------------|------------------------------------|----------------|-----------|-----------------------|--------------------------------|
| | | | | SEM EPI NUM-28 | SEM EPI NUM-29 | Aumento | | SEM EPI NUM-28 | SEM EPI NUM-29 | Aumento | | | | SEM EPI NUM-28 | SEM EPI NUM-29 | Aumento | | |
| MAZATLÁN | XXDES002099 | SSA | BRIGADA EPIDEMIOLOGICA MAZATLAN | 0 | 0 | 0 | 0 | 0 | 0 | 0 | 0 | - | - | 0 | 0 | 0 | - | - |
| MAZATLÁN | SLSMP000732 | PRIVADA | CLINICA HOSPITAL MARIA DEL MAR | 0 | 0 | 0 | 2 | 0 | 0 | 0 | 11 | 18.18 | 5 | 3 | 0 | -3 | - | - |
| MAZATLÁN | SLSMP000621 | PRIVADA | CLINICA DEL MAR DE MAZATLAN S.A DE C.V. | 0 | 0 | 0 | 3 | 0 | 1 | 1 | 18 | 16.67 | 6 | 0 | 1 | 1 | 100.00 | 1 |
| MAZATLÁN | SLIMS000341 | IMSS | HGZMF 3 MAZATLAN | 15 | 13 | -2 | 157 | 87 | 73 | -14 | 721 | 21.78 | 3 | 149 | 111 | -38 | 65.77 | 7 |
| MAZATLÁN | SLSSA002585 | SSA | HOSPITAL GENERAL DE MAZATLAN | 0 | 0 | 0 | 29 | 7 | 21 | 14 | 206 | 14.08 | 7 | 9 | 25 | 16 | 84.00 | 4 |
| MAZATLÁN | SLSMM000014 | MUNICIPAL | HOSPITAL MARGARITA MAZA DE JUAREZ | 2 | 0 | -2 | 9 | 2 | 20 | 18 | 144 | 6.25 | 11 | 3 | 34 | 31 | 58.82 | 9 |
| MAZATLÁN | SLSMP002844 | PRIVADA | HOSPITAL MARINA MAZATLAN | 0 | 0 | 0 | 4 | 0 | 4 | 4 | 53 | 7.55 | 10 | 1 | 4 | 3 | 100.00 | 1 |
| MAZATLÁN | SLSDN000016 | SEDENA | HOSPITAL MILITAR REGIONAL DE MAZATLAN, SIN. | 2 | 1 | -1 | 11 | 6 | 8 | 2 | 118 | 9.32 | 8 | 8 | 14 | 6 | 57.14 | 11 |
| MAZATLÁN | SLSMA000022 | SEMAR | HOSPITAL NAVAL DE MAZATLAN | 2 | 1 | -1 | 18 | 6 | 3 | -3 | 62 | 29.03 | 2 | 7 | 6 | -1 | 50.00 | 12 |
| MAZATLÁN | SLSMP000616 | PRIVADA | HOSPITAL SHARP MAZATLAN S. A DE C. V. | 0 | 0 | 0 | 7 | 0 | 0 | 0 | 35 | 20.00 | 4 | 0 | 0 | 0 | - | - |
| MAZATLÁN | SLIMO000733 | IMSS-OPORTUNIDADES | HR VILLA UNION | 0 | 0 | 0 | 7 | 6 | 6 | 0 | 76 | 9.21 | 9 | 12 | 8 | -4 | 75.00 | 6 |
| MAZATLÁN | SLSSA002655 | SSA | JURISDICCION SANITARIA VI MAZATLAN | 0 | 0 | 0 | 0 | 26 | 20 | -6 | 257 | 0.00 | 14 | 38 | 34 | -4 | 58.82 | 9 |
| MAZATLÁN | SLIST000196 | ISSSTE | MAZATLAN | 2 | 4 | 2 | 53 | 19 | 16 | -3 | 169 | 31.36 | 1 | 23 | 20 | -3 | 80.00 | 5 |
| MAZATLÁN | SLSSA001576 | SSA | MAZATLAN (COL. 20 DE NOVIEMBRE) | 0 | 0 | 0 | 0 | 0 | 0 | 0 | 0 | - | - | 0 | 0 | 0 | - | - |
| MAZATLÁN | SLSSA001605 | SSA | MAZATLAN (COL. CENTRO) | 0 | 0 | 0 | 0 | 12 | 40 | 28 | 248 | 0.00 | 14 | 23 | 66 | 43 | 60.61 | 8 |
| MAZATLÁN | SLSSA017501 | SSA | OFICINAS JURISDICCIONALES | 0 | 0 | 0 | 0 | 0 | 0 | 0 | 0 | - | - | 0 | 0 | 0 | - | - |
| MAZATLÁN | SLIMS000353 | IMSS | UMF 45 MAZATLAN | 0 | 0 | 0 | 1 | 7 | 4 | -3 | 38 | 2.63 | 13 | 10 | 4 | -6 | 100.00 | 1 |
| MAZATLÁN | SLIMS000645 | IMSS | UMF 56 PRADOS | 1 | 0 | -1 | 2 | 3 | 2 | -1 | 36 | 5.56 | 12 | 4 | 5 | 1 | 40.00 | 13 |
| MAZATLÁN | SLSSA002515 | SSA | VALLE DEL JARIPILLO | 0 | 0 | 0 | 0 | 0 | 0 | 0 | 0 | - | - | 0 | 0 | 0 | - | - |
| TOTAL MPIO. MAZATLAN | | | | 24 | 19 | -5 | 303 | 181 | 218 | 37 | 2,192 | 13.82 | | 290 | 332 | 42 | 65.66 | |
| CONCORDIA | XXDES002097 | SSA | BRIGADA EPIDEMIOLOGICA CONCORDIA | 0 | 0 | 0 | 0 | 0 | 0 | 0 | 0 | - | - | 0 | 0 | 0 | - | - |
| CONCORDIA | SLSSA000485 | SSA | CONCORDIA | 0 | 0 | 0 | 0 | 0 | 2 | 2 | 10 | 0.00 | 1 | 0 | 4 | 4 | 50.00 | 1 |
| CONCORDIA | SLSSA000473 | SSA | HOSPITAL INTEGRAL CONCORDIA | 0 | 0 | 0 | 0 | 1 | 0 | -1 | 8 | 0.00 | 1 | 3 | 0 | -3 | - | - |
| TOTAL MPIO. CONCORDIA | | | | 0 | 0 | 0 | 0 | 1 | 2 | 1 | 18 | 0.00 | | 3 | 4 | 1 | 50.00 | |
| ROSARIO | SLIMO000832 | IMSS-OPORTUNIDADES | EL POZOLE | 0 | 0 | 0 | 0 | 0 | 0 | 0 | 0 | - | - | 0 | 0 | 0 | - | - |
| ROSARIO | SLIST000225 | ISSSTE | EL ROSARIO | 0 | 0 | 0 | 0 | 0 | 0 | 0 | 1 | 0.00 | 2 | 0 | 0 | 0 | - | - |
| ROSARIO | SLSSA001873 | SSA | HOSPITAL INTEGRAL DE EL ROSARIO | 0 | 0 | 0 | 2 | 3 | 6 | 3 | 55 | 3.64 | 1 | 6 | 11 | 5 | 54.55 | 1 |
| ROSARIO | SLIMS000406 | IMSS | UMFH 31 EL ROSARIO | 0 | 0 | 0 | 0 | 0 | 0 | 0 | 3 | 0.00 | 2 | 0 | 0 | 0 | - | - |
| TOTAL MPIO. ROSARIO | | | | 0 | 0 | 0 | 2 | 3 | 6 | 3 | 59 | 3.39 | | 6 | 11 | 5 | 54.55 | |
| ESCUINAPA | SLSSA001132 | SSA | ESCUINAPA | 0 | 0 | 0 | 1 | 0 | 0 | 0 | 11 | 9.09 | 2 | 0 | 0 | 0 | - | - |
| ESCUINAPA | SLSSA018253 | SSA | HOSPITAL GENERAL ESCUINAPA | 0 | 0 | 0 | 3 | 13 | 24 | 11 | 153 | 1.96 | 3 | 15 | 35 | 20 | 68.57 | 1 |
| ESCUINAPA | SLSSA001173 | SSA | TEACAPAN | 0 | 0 | 0 | 0 | 0 | 0 | 0 | 0 | - | - | 0 | 0 | 0 | - | - |
| ESCUINAPA | SLIMS000230 | IMSS | UMFH 29 ESCUINAPA | 0 | 0 | 0 | 2 | 0 | 2 | 2 | 16 | 12.50 | 1 | 1 | 4 | 3 | 50.00 | 2 |
| TOTAL MPIO. ESCUINAPA | | | | 0 | 0 | 0 | 6 | 13 | 26 | 13 | 180 | 3.33 | | 16 | 39 | 23 | 66.67 | |
| TOTAL JURISDICCION 6, MAZATLÁN | | | | 24 | 19 | -5 | 311 | 198 | 252 | 54 | 2,449 | 12.70 | | 315 | 386 | 71 | 65.28 | |

NUEVA NORMALIDAD

INDICE DE POSITIVIDAD
65.28

TASA DE LETALIDAD
12.7



COVID-19 Sinaloa: Casos y Defunciones **JURISDICCIÓN GUASAVE**



NUEVA NORMALIDAD

332

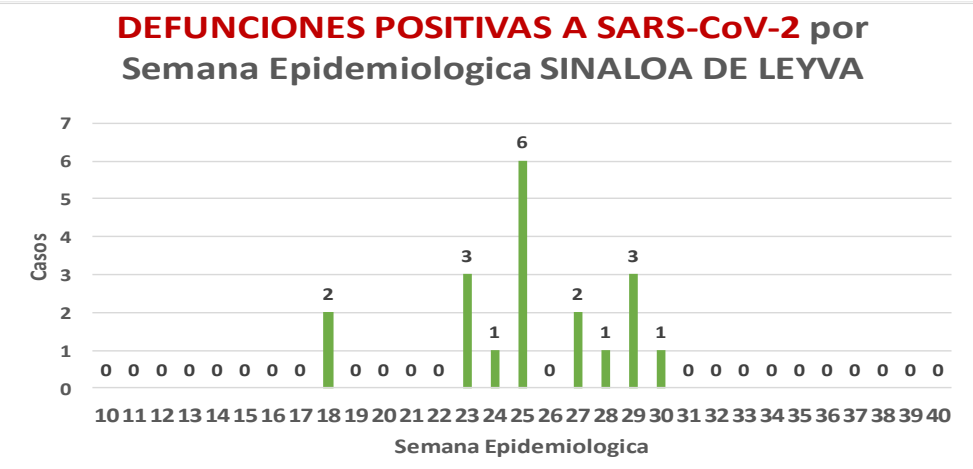
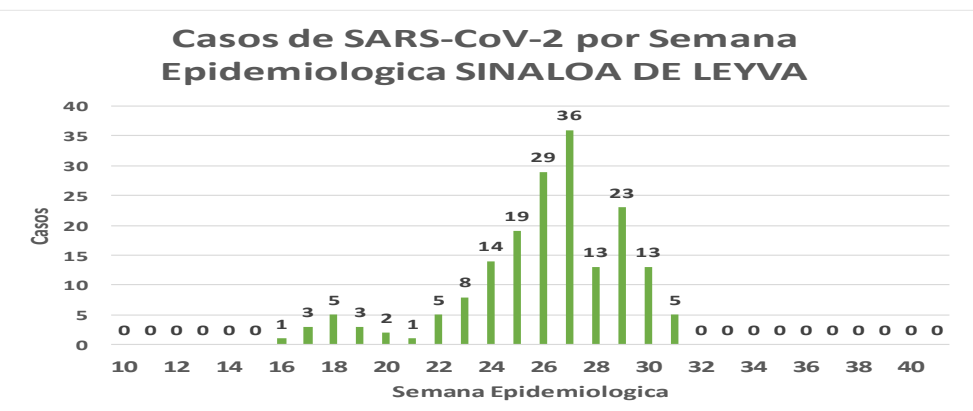
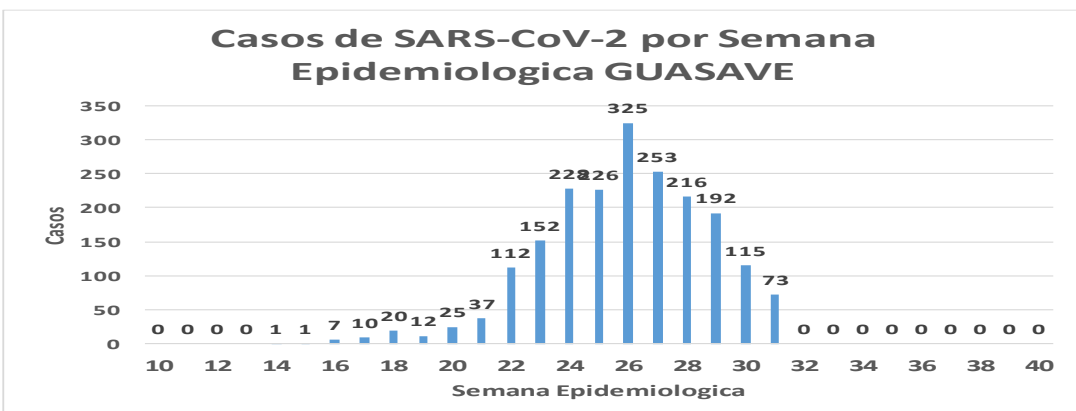
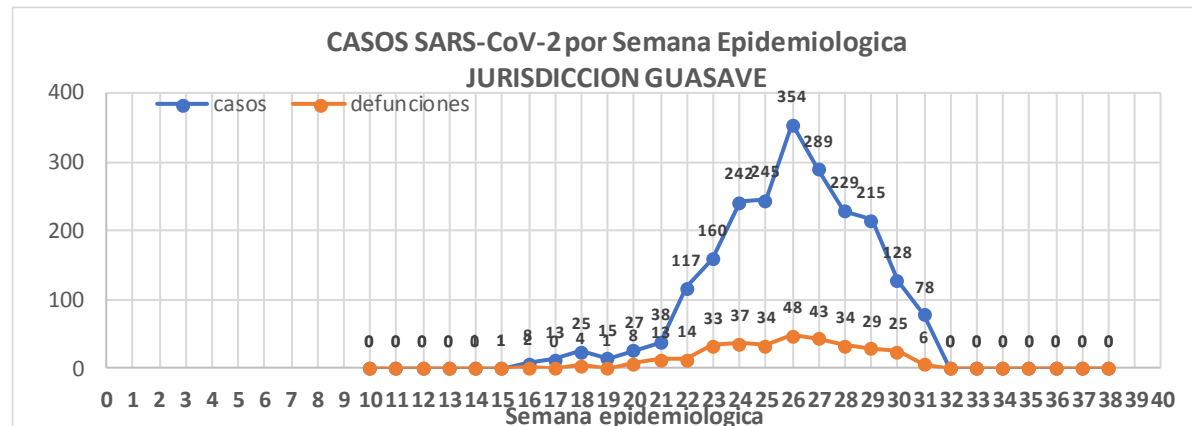
Defunciones Jurisdicción GUASAVE



Datos actualizados al **viernes, 31 de julio de 2020**

| JURISDICCION SANITARIA | Casos Acum. SARS-CoV-2* | % |
|------------------------|-------------------------|--------|
| Jurisd. No. 2 Guasave | 2185 | 100.0% |
| GUASAVE | 2005 | 91.8% |
| SINALOA | 180 | 8.2% |

* Municipio de residencia



COVID-19 Sinaloa: Muestreo de Casos **JURISDICCIÓN GUASAVE**



NUEVA NORMALIDAD

332

**Defunciones
Jurisdicción
GUASAVE**



| RESULTADO DEFINITIVO EN PLATAFORMA SISVER; JUR GUASAVE | |
|--|------|
| SARS-CoV-2 | 2200 |
| NEGATIVO | 1354 |
| NO RECIBIDA | 8 |
| INF AH1N1 PMD | 11 |
| RECHAZADA | 94 |
| B | 7 |
| A H3 | 6 |
| METAPNEUMOVIRUS | 2 |
| ENTEROV//RHINOVIRUS | 3 |
| CORONA OC43 | 0 |
| NO ADECUADO | 6 |
| INF A | 0 |
| CORONA 229E | 0 |
| CORONA NL63 | 0 |
| CORONA HKU1 | 0 |
| VSR | 0 |
| ADENOVIRUS | 0 |
| PARAINFLUENZA 3 | 0 |
| NO SUBTIPIFICADO | 0 |

| Jurisd. No. 2 Guasave | | | | | | |
|-----------------------|-------------|-----------|-------------|--------------|-------------------|---------------|
| INSTITUCION | NO ADECUADO | RECHAZADA | NO RECIBIDA | SOSPECHOSOS | TOTAL CON MUESTRA | % SOSPECHOSOS |
| IMSS | 0 | 80 | 8 | 2,326 | 2,414 | 62.0% |
| IMSS-OPORTUNIDADES | 0 | 2 | 0 | 12 | 14 | 0.4% |
| ISSSTE | 1 | 0 | 0 | 62 | 63 | 1.6% |
| PRIVADA | 0 | 0 | 0 | 27 | 27 | 0.7% |
| SEDENA | 0 | 0 | 0 | 0 | 0 | 0.0% |
| SEMAR | 0 | 0 | 0 | 3 | 3 | 0.1% |
| SSA | 5 | 12 | 0 | 1,349 | 1,366 | 35.1% |
| PEMEX | 0 | 0 | 0 | 1 | 1 | 0.0% |
| ESTATAL | 0 | 0 | 0 | 6 | 6 | 0.2% |
| MUNICIPAL | 0 | 0 | 0 | 0 | 0 | 0.0% |
| TOTAL | 6 | 94 | 8 | 3,786 | 3,894 | 100.0% |
| | 0.2% | 2.4% | 0.2% | 97.2% | 100.0% | |

INFORMACION AL DIA : viernes, 31 de julio de 2020

| SE TOMO MUESTRA PERO SIN RECEPCION EN LABORATORIO | | | | | | | | | | | |
|---|------------|--------------------|----------|----------|----------|----------|-----------|----------|----------|-----------|------------|
| Municipios | IMSS | IMSS-OPORTUNIDADES | ISSSTE | PRIVADA | SEDENA | SEMAR | SSA | PEMEX | ESTATAL | MUNICIPAL | TOTAL |
| GUASAVE | 147 | 0 | 3 | 6 | 0 | 1 | 33 | 0 | 1 | 0 | 191 |
| SINALOA | 2 | 0 | 0 | 2 | 0 | 0 | 11 | 0 | 0 | 0 | 15 |
| TOTAL JURISDICCION | 149 | 0 | 3 | 8 | 0 | 1 | 44 | 0 | 1 | 0 | 206 |

COVID-19 Sinaloa: Informe ejecutivo: JURISDICCION GUASAVE



Unidades de Salud que han reportado en SISVER

| MUNICIPIO | CLUES | SECTOR | UNIDAD | Defunciones Acumuladas a la | | | Total Defunciones Asociadas a SarsCov-2 | Casos confirmados Acumulados a la | | | Total de Casos Confirmados | Tasa letalidad X 100 (D/G)*100 | Lugar Letalidad | PRUEBAS REALIZADAS Acumuladas a la | | | INDICE DE POSITIVIDAD | Lugar de Indice de POSITIVIDAD |
|--------------------------------------|-------------|--------|--|-----------------------------|----------------|-----------|---|-----------------------------------|----------------|------------|----------------------------|--------------------------------|-----------------|------------------------------------|----------------|------------|-----------------------|--------------------------------|
| | | | | SEM EPI NUM-28 | SEM EPI NUM-29 | Aumento | | SEM EPI NUM-28 | SEM EPI NUM-29 | Aumento | | | | SEM EPI NUM-28 | SEM EPI NUM-29 | Aumento | | |
| | | | | | | | | | | | | | | | | | | |
| GUASAVE | SLSSA001296 | SSA | BACHOCO | 0 | 0 | 0 | 0 | 0 | 0 | 0 | 1 | 0.00 | 4 | 0 | 0 | 0 | - | - |
| GUASAVE | SLSSA001301 | SSA | BAMOA | 0 | 0 | 0 | 0 | 0 | 0 | 0 | 5 | 0.00 | 4 | 0 | 0 | 0 | - | - |
| GUASAVE | XXDES002086 | SSA | BRIGADA EPIDEMIOLOGICA GUASAVE | 0 | 0 | 0 | 0 | 0 | 0 | 0 | 0 | - | - | 0 | 0 | 0 | - | - |
| GUASAVE | SLSSA018224 | SSA | CENTRO DE SALUD GUASAVE II | 0 | 0 | 0 | 1 | 36 | 62 | 26 | 372 | 0.27 | 3 | 88 | 130 | 42 | 47.69 | 3 |
| GUASAVE | SLSSA001354 | SSA | COREREPE (EL GALLO) | 0 | 0 | 0 | 0 | 0 | 0 | 0 | 1 | 0.00 | 4 | 0 | 0 | 0 | - | - |
| GUASAVE | SLSSA001366 | SSA | EL CUBILETE (EL NUMERO UNO) | 0 | 0 | 0 | 0 | 0 | 0 | 0 | 2 | 0.00 | 4 | 0 | 0 | 0 | - | - |
| GUASAVE | SLSSA001412 | SSA | EL HUITUSSI | 0 | 0 | 0 | 0 | 0 | 0 | 0 | 0 | - | - | 0 | 0 | 0 | - | - |
| GUASAVE | SLSSA001395 | SSA | GABRIEL LEYVA SOLANO (BENITO JUAREZ) | 0 | 0 | 0 | 0 | 0 | 0 | 0 | 2 | 0.00 | 4 | 0 | 0 | 0 | - | - |
| GUASAVE | SLSSA001383 | SSA | GABRIEL LEYVA SOLANO (EL BATAMOTE) | 0 | 0 | 0 | 0 | 0 | 0 | 0 | 1 | 0.00 | 4 | 0 | 0 | 0 | - | - |
| GUASAVE | SLIST000160 | ISSSTE | GUASAVE | 0 | 0 | 0 | 0 | 0 | 0 | 0 | 0 | - | - | 0 | 0 | 0 | - | - |
| GUASAVE | SLIMS000271 | IMSS | HGZMF 32 GUASAVE | 25 | 17 | -8 | 192 | 145 | 105 | -40 | 1,297 | 14.80 | 2 | 247 | 148 | -99 | 70.95 | 1 |
| GUASAVE | SLSSA001255 | SSA | HOSPITAL GENERAL GUASAVE | 4 | 4 | 0 | 68 | 17 | 17 | 0 | 202 | 33.66 | 1 | 25 | 27 | 2 | 62.96 | 2 |
| GUASAVE | SLSSA001400 | SSA | JUAN JOSE RIOS | 0 | 0 | 0 | 0 | 0 | 0 | 0 | 4 | 0.00 | 4 | 0 | 0 | 0 | - | - |
| GUASAVE | SLSSA001313 | SSA | LA BRECHA | 0 | 0 | 0 | 0 | 0 | 0 | 0 | 2 | 0.00 | 4 | 0 | 0 | 0 | - | - |
| GUASAVE | SLSSA001511 | SSA | LA TRINIDAD | 0 | 0 | 0 | 0 | 0 | 0 | 0 | 3 | 0.00 | 4 | 0 | 0 | 0 | - | - |
| GUASAVE | SLSSA001470 | SSA | LAS QUEMAZONES | 0 | 0 | 0 | 0 | 0 | 0 | 0 | 1 | 0.00 | 4 | 0 | 0 | 0 | - | - |
| GUASAVE | SLSSA001424 | SSA | LEON FONSECA (ESTACION VERDURA) | 0 | 0 | 0 | 0 | 0 | 0 | 0 | 3 | 0.00 | 4 | 0 | 0 | 0 | - | - |
| GUASAVE | SLSSA001436 | SSA | NIO | 0 | 0 | 0 | 0 | 0 | 0 | 0 | 3 | 0.00 | 4 | 0 | 0 | 0 | - | - |
| GUASAVE | SLSSA001441 | SSA | PALOS BLANCOS | 0 | 0 | 0 | 0 | 0 | 0 | 0 | 3 | 0.00 | 4 | 0 | 0 | 0 | - | - |
| GUASAVE | SLSSA001506 | SSA | SAN RAFAEL (GRAL.MIGUEL VALLE DAVALOS) | 0 | 0 | 0 | 0 | 0 | 0 | 0 | 3 | 0.00 | 4 | 0 | 0 | 0 | - | - |
| GUASAVE | SLIMS000312 | IMSS | UMFH 15 JUAN JOSE RIOS | 0 | 0 | 0 | 0 | 1 | 0 | -1 | 4 | 0.00 | 4 | 2 | 0 | -2 | - | - |
| TOTAL MPIO. GUASAVE | | | | 29 | 21 | -8 | 261 | 199 | 184 | -15 | 1909 | 13.67 | | 362 | 305 | -57 | 60.33 | |
| SINALOA | SLSSA002211 | SSA | ESTACION NARANJO | 0 | 0 | 0 | 0 | 0 | 0 | 0 | 4 | 0.00 | 1 | 0 | 0 | 0 | - | - |
| SINALOA | SLSSA002141 | SSA | SINALOA DE LEYVA | 0 | 0 | 0 | 0 | 7 | 12 | 5 | 70 | 0.00 | 1 | 27 | 19 | -8 | 63.16 | - |
| SINALOA | SLSSA017361 | SSA | UNIDAD TECNICO ADMINSTRATIVA | 0 | 0 | 0 | 0 | 0 | 0 | 0 | 0 | - | - | 0 | 0 | 0 | - | - |
| TOTAL MPIO. SINALOA DE LEYVA | | | | 0 | 0 | 0 | 0 | 7 | 12 | 5 | 74 | 0.00 | | 27 | 19 | -8 | 63.16 | |
| TOTAL JURISDICCION 2, GUASAVE | | | | 29 | 21 | -8 | 261 | 206 | 196 | -10 | 1,983 | 13.16 | | 389 | 324 | -65 | 60.49 | |

NUEVA NORMALIDAD

INDICE DE POSITIVIDAD
60.49

TASA DE LETALIDAD
13.16



COVID-19 Sinaloa: Casos y Defunciones JURISDICCIÓN GUAMUCHIL



SALUD
SECRETARÍA DE SALUD

NUEVA NORMALIDAD

147

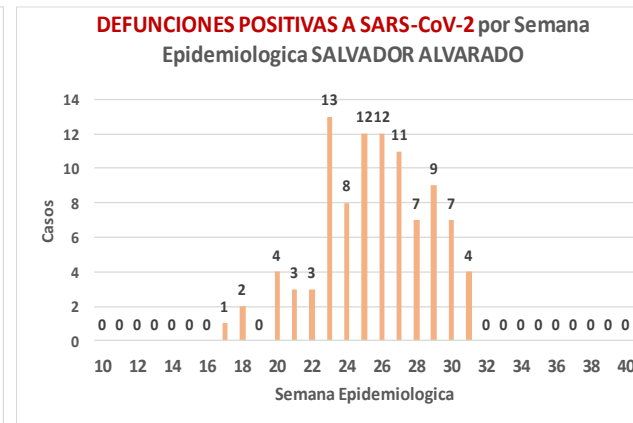
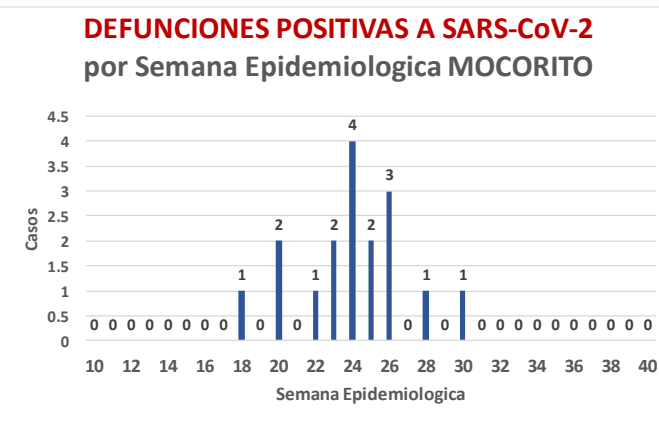
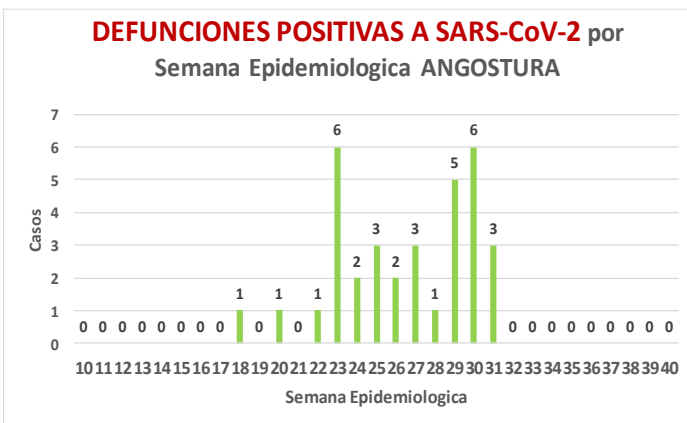
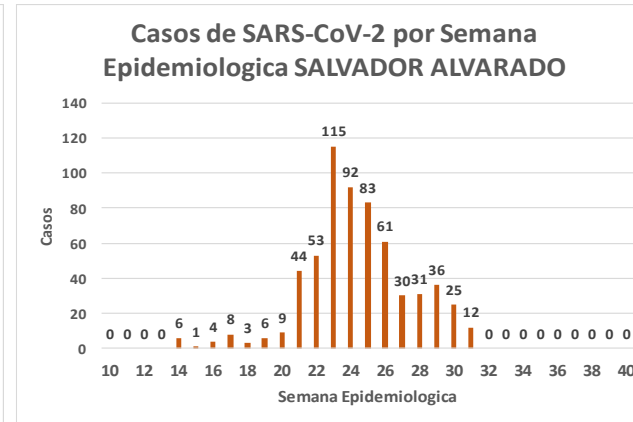
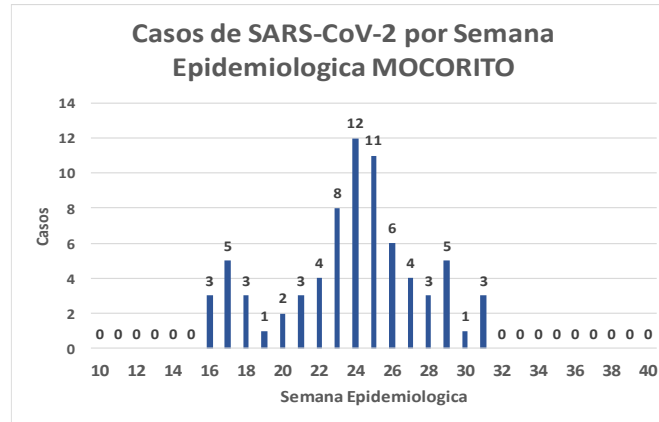
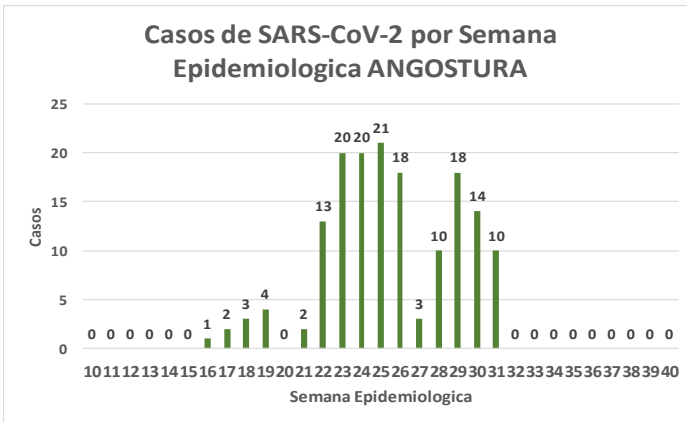
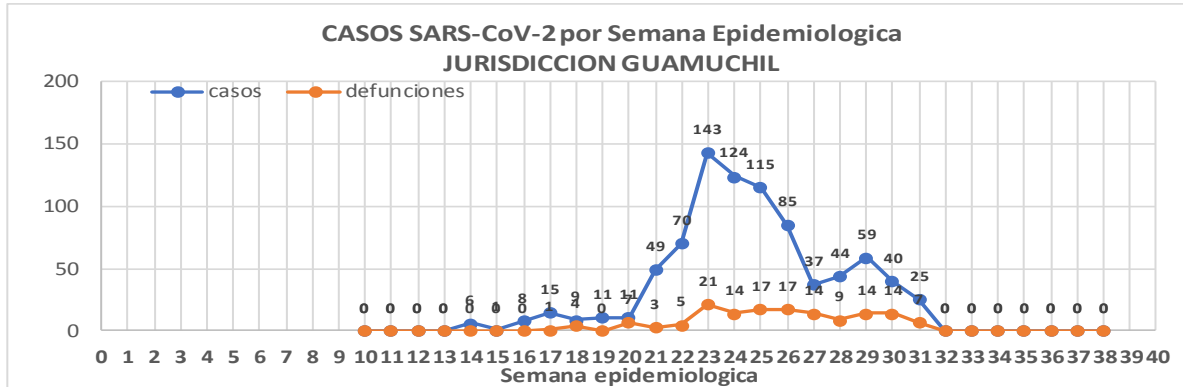
Defunciones Jurisdicción GUAMUCHIL



Datos actualizados al **viernes, 31 de julio de 2020**

| JURISDICCION SANITARIA | Casos Acum. SARS-CoV-2* | % |
|--------------------------------|-------------------------|---------------|
| Jurisd. No. 3 Guamuchil | 852 | 100.0% |
| ANGOSTURA | 159 | 18.7% |
| MOCORITO | 74 | 8.7% |
| SALVADOR ALVARADO | 619 | 72.7% |

* Municipio de residencia



COVID-19 Sinaloa: Muestreo de Casos JURISDICCIÓN GUAMUCHIL



Jurisd. No. 3 Guamuchil

| INSTITUCION | NO ADECUADO | RECHAZADA | NO RECIBIDA | SOSPECHOSOS | TOTAL CON MUESTRA | % SOSPECHOSOS |
|--------------------|-------------|-----------|-------------|--------------|-------------------|---------------|
| IMSS | 0 | 5 | 2 | 388 | 395 | 28.6% |
| IMSS-OPORTUNIDADES | 0 | 0 | 0 | 0 | 0 | 0.0% |
| ISSSTE | 0 | 1 | 0 | 50 | 51 | 3.7% |
| PRIVADA | 0 | 0 | 1 | 16 | 17 | 1.2% |
| SEDENA | 0 | 0 | 0 | 2 | 2 | 0.1% |
| SEMAR | 0 | 0 | 0 | 0 | 0 | 0.0% |
| SSA | 1 | 6 | 0 | 900 | 907 | 65.6% |
| PEMEX | 0 | 0 | 0 | 0 | 0 | 0.0% |
| ESTATAL | 0 | 0 | 0 | 10 | 10 | 0.7% |
| MUNICIPAL | 0 | 0 | 0 | 0 | 0 | 0.0% |
| TOTAL | 1 | 12 | 3 | 1,366 | 1,382 | 100.0% |
| | 0.1% | 0.9% | 0.2% | 98.8% | 100.0% | |

| RESULTADO DEFINITIVO EN PLATAFORMA SISVER; JUR GUAMUCHIL | |
|--|-----|
| SARS-CoV-2 | 855 |
| NEGATIVO | 450 |
| NO RECIBIDA | 3 |
| INF AH1N1 PMD | 0 |
| RECHAZADA | 12 |
| B | 1 |
| A H3 | 0 |
| METAPNEUMOVIRUS | 0 |
| ENTEROV//RHINOVIRUS | 3 |
| CORONA OC43 | 0 |
| NO ADECUADO | 1 |
| INF A | 0 |
| CORONA 229E | 0 |
| CORONA NL63 | 0 |
| CORONA HKU1 | 0 |
| VSR | 0 |
| ADENOVIRUS | 0 |
| PARAINFLUENZA 3 | 0 |
| NO SUBTIPIFICADO | 0 |

NUEVA NORMALIDAD

147

Defunciones
Jurisdicción
GUAMUCHIL

INFORMACION AL DIA : viernes, 31 de julio de 2020

SE TOMO MUESTRA PERO SIN RECEPCION EN LABORATORIO

| Municipios | IMSS | IMSS-OPORTUNIDADES | ISSSTE | PRIVADA | SEDENA | SEMAR | SSA | PEMEX | ESTATAL | MUNICIPAL | TOTAL |
|---------------------------|-----------|--------------------|----------|----------|----------|----------|-----------|----------|----------|-----------|-----------|
| ANGOSTURA | 6 | 0 | 0 | 2 | 0 | 0 | 8 | 0 | 0 | 0 | 16 |
| MOCORITO | 1 | 0 | 0 | 7 | 0 | 0 | 4 | 0 | 0 | 0 | 12 |
| SALVADOR ALVARADO | 16 | 0 | 0 | 0 | 0 | 0 | 13 | 0 | 0 | 0 | 29 |
| TOTAL JURISDICCION | 23 | 0 | 0 | 9 | 0 | 0 | 25 | 0 | 0 | 0 | 57 |



COVID-19 Sinaloa: Informe ejecutivo: JURISDICCION GUAMUCHIL

Unidades de Salud que han reportado en SISVER

| MUNICIPIO | CLUES | SECTOR | UNIDAD | Defunciones Acumuladas a la | | | Total Defunciones Asociadas a SarsCov-2 | Casos confirmados Acumulados a la | | | Total de Casos Confirmados | Tasa letalidad X 100 (D/G)*100 | Lugar Letalidad | PRUEBAS REALIZADAS Acumuladas a la | | | INDICE DE POSITIVIDAD | Lugar de Indice de POSITIVIDAD |
|--|-------------|--------|--------------------------------------|-----------------------------|----------------|----------|---|-----------------------------------|----------------|-----------|----------------------------|--------------------------------|-----------------|------------------------------------|----------------|------------|-----------------------|--------------------------------|
| | | | | SEM EPI NUM-28 | SEM EPI NUM-29 | Aumento | | SEM EPI NUM-28 | SEM EPI NUM-29 | Aumento | | | | SEM EPI NUM-28 | SEM EPI NUM-29 | Aumento | | |
| SALVADOR ALVARADO | SLSSA001955 | SSA | CENTRO DE SALUD GUAMUCHIL | 0 | 0 | 0 | 0 | 0 | 0 | 0 | 0 | - | - | 0 | 1 | 1 | 0.00 | 4 |
| SALVADOR ALVARADO | SLIST000230 | ISSSTE | GUAMUCHIL | 0 | 0 | 0 | 0 | 0 | 0 | 0 | 0 | - | - | 0 | 0 | 0 | - | - |
| SALVADOR ALVARADO | SLIMS000411 | IMSS | HGSMF 30 GUAMUCHIL | 6 | 7 | 1 | 71 | 30 | 30 | 0 | 241 | 29.46 | 1 | 41 | 37 | -4 | 81.08 | 1 |
| SALVADOR ALVARADO | SLSSA018113 | SSA | HOSPITAL GENERAL DE GUAMUCHIL | 1 | 1 | 0 | 39 | 18 | 17 | -1 | 264 | 14.77 | 2 | 28 | 21 | -7 | 80.95 | 2 |
| SALVADOR ALVARADO | SLSSA002631 | SSA | JURISDICCION SANITARIA III GUAMUCHIL | 0 | 0 | 0 | 0 | 1 | 1 | 0 | 218 | 0.00 | 3 | 8 | 2 | -6 | 50.00 | 3 |
| TOTAL MPIO. SALVADOR ALVARADO | | | | 7 | 8 | 1 | 110 | 49 | 48 | -1 | 723 | 15.21 | | 77 | 61 | -16 | 78.69 | |
| ANGOSTURA | SLSSA000193 | SSA | HOSPITAL INTEGRAL ANGOSTURA | 0 | 0 | 0 | 0 | 0 | 0 | 0 | 19 | 0.00 | 1 | 0 | 0 | 0 | - | - |
| ANGOSTURA | SLIMS000090 | IMSS | UMF 51 LA ANGOSTURA | 0 | 0 | 0 | 0 | 0 | 0 | 0 | 0 | - | - | 0 | 0 | 0 | - | - |
| TOTAL MPIO. ANGOSTURA | | | | 0 | 0 | 0 | 0 | 0 | 0 | 0 | 19 | 0.00 | | 0 | 0 | 0 | - | |
| MOCORITO | SLSSA001716 | SSA | HOSPITAL INTEGRAL MOCORITO | 0 | 0 | 0 | 1 | 0 | 1 | 1 | 16 | 6.25 | 1 | 2 | 2 | 0 | 50.00 | 5 |
| TOTAL MPIO. MOCORITO | | | | 0 | 0 | 0 | 1 | 0 | 1 | 1 | 16 | 6.25 | | 2 | 2 | 0 | 50.00 | |
| TOTAL JURISDICCION 3, GUAMUCHIL | | | | 7 | 8 | 1 | 111 | 49 | 49 | 0 | 758 | 14.64 | | 79 | 63 | -16 | 77.78 | |

NUEVA NORMALIDAD

INDICE DE POSITIVIDAD
77.78

TASA DE LETALIDAD
14.64



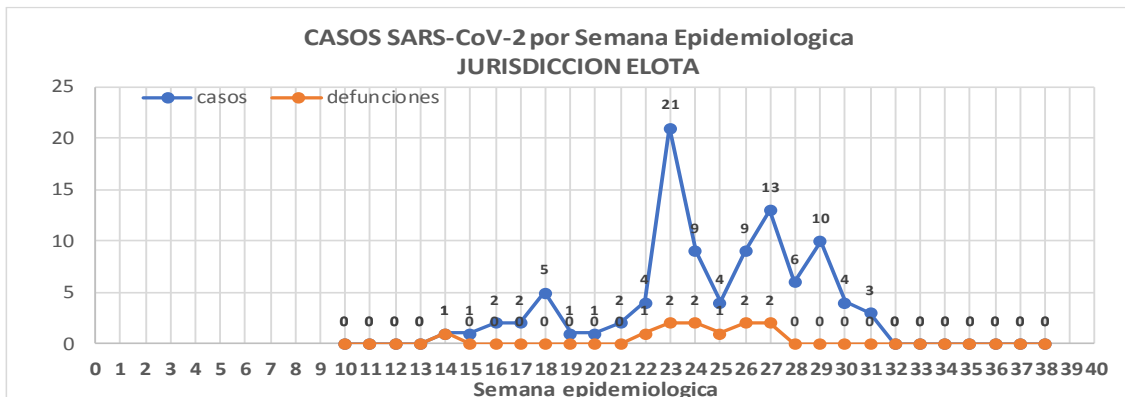
COVID-19 Sinaloa: Casos y Defunciones JURISDICCIÓN ELOTA



Datos actualizados al **viernes, 31 de julio de 2020**

| JURISDICCION SANITARIA | Casos Acum. SARS-CoV-2* | % |
|------------------------|-------------------------|--------|
| Jurisd. No. 5 Elota | 98 | 100.0% |
| COSALA | 49 | 50.0% |
| ELOTA | 29 | 29.6% |
| SAN IGNACIO | 20 | 20.4% |

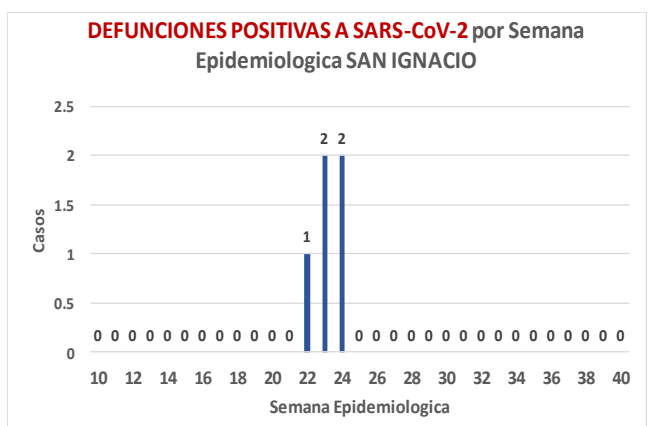
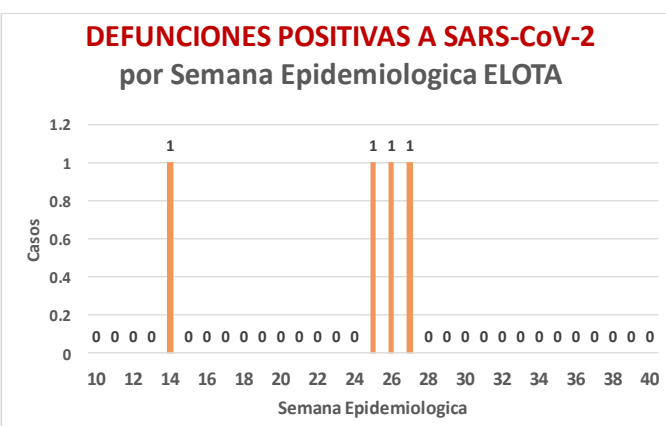
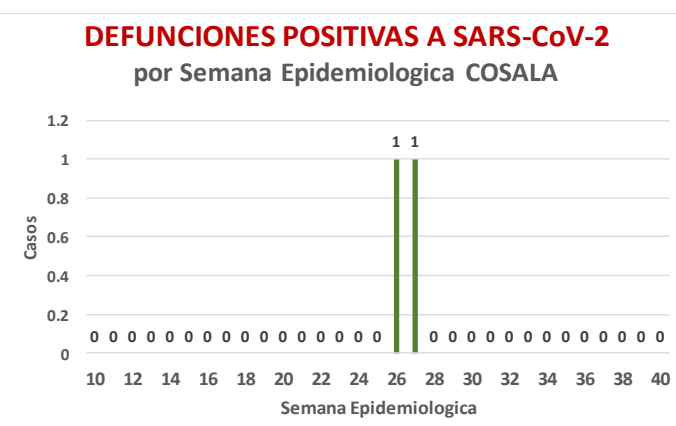
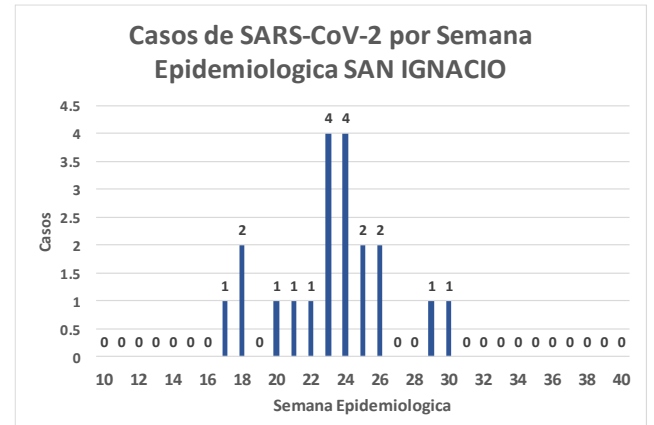
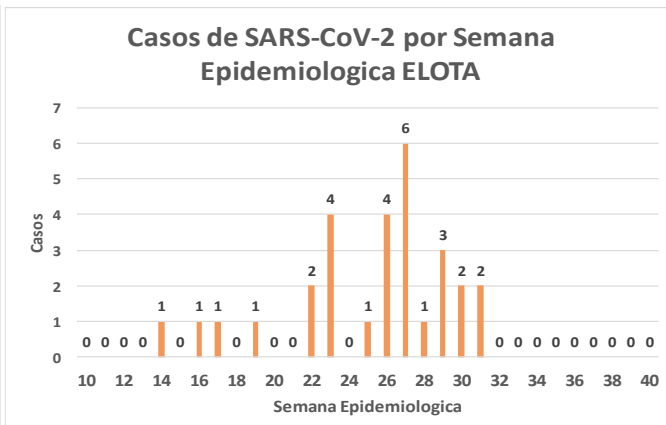
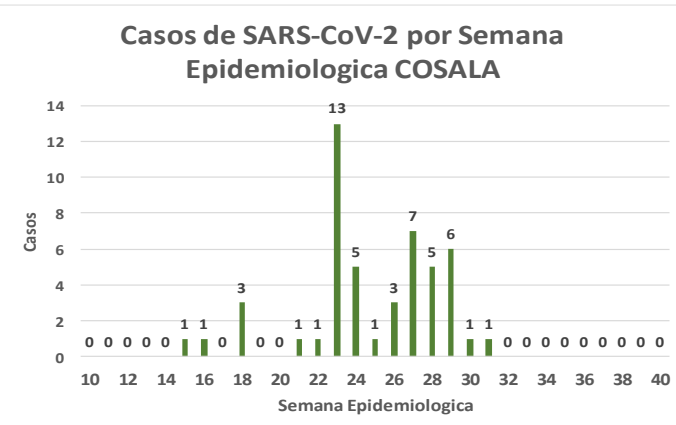
* Municipio de residencia



NUEVA NORMALIDAD

11

Defunciones Jurisdicción ELOTA



COVID-19 Sinaloa: Muestreo de Casos JURISDICCIÓN ELOTA



**NUEVA
NORMALIDAD**

11

**Defunciones
Jurisdicción
ELOTA**



Jurisd. No. 5 Elota

| INSTITUCION | NO ADECUADO | RECHAZADA | NO RECIBIDA | SOSPECHOSOS | TOTAL CON MUESTRA | % SOSPECHOSOS |
|--------------------|-------------|-----------|-------------|-------------|-------------------|---------------|
| IMSS | 0 | 0 | 0 | 18 | 18 | 9.4% |
| IMSS-OPORTUNIDADES | 0 | 0 | 0 | 1 | 1 | 0.5% |
| ISSSTE | 0 | 0 | 0 | 22 | 22 | 11.5% |
| PRIVADA | 0 | 0 | 0 | 7 | 7 | 3.6% |
| SEDENA | 0 | 0 | 0 | 3 | 3 | 1.6% |
| SEMAR | 0 | 0 | 0 | 0 | 0 | 0.0% |
| SSA | 1 | 0 | 0 | 137 | 138 | 71.9% |
| PEMEX | 0 | 0 | 0 | 0 | 0 | 0.0% |
| ESTATAL | 0 | 0 | 0 | 3 | 3 | 1.6% |
| MUNICIPAL | 0 | 0 | 0 | 0 | 0 | 0.0% |
| TOTAL | 1 | 0 | 0 | 191 | 192 | 100.0% |
| | 0.5% | 0.0% | 0.0% | 99.5% | 100.0% | |

RESULTADO DEFINITIVO EN PLATAFORMA SISVER; JUR ELOTA

| | |
|---------------------|-----|
| SARS-CoV-2 | 101 |
| NEGATIVO | 63 |
| NO RECIBIDA | 0 |
| INF AH1N1 PMD | 1 |
| RECHAZADA | 0 |
| B | 4 |
| A H3 | 0 |
| METAPNEUMOVIRUS | 1 |
| ENTEROV//RHINOVIRUS | 3 |
| CORONA OC43 | 1 |
| NO ADECUADO | 1 |
| INF A | 0 |
| CORONA 229E | 0 |
| CORONA NL63 | 0 |
| CORONA HKU1 | 0 |
| VSR | 0 |
| ADENOVIRUS | 1 |
| PARAINFLUENZA 3 | 0 |
| NO SUBTIPIFICADO | 0 |

INFORMACION AL DIA : viernes, 31 de julio de 2020

SE TOMO MUESTRA PERO SIN RECEPCION EN LABORATORIO

| Municipios | IMSS | IMSS-OPORTUNIDADES | ISSSTE | PRIVADA | SEDENA | SEMAR | SSA | PEMEX | ESTATAL | MUNICIPAL | TOTAL |
|---------------------------|----------|--------------------|----------|----------|----------|----------|----------|----------|----------|-----------|-----------|
| COSALA | 0 | 0 | 0 | 0 | 0 | 0 | 6 | 0 | 0 | 0 | 6 |
| ELOTA | 1 | 0 | 1 | 1 | 0 | 0 | 3 | 0 | 1 | 0 | 7 |
| SAN IGNACIO | 0 | 0 | 1 | 2 | 0 | 0 | 0 | 0 | 0 | 0 | 3 |
| TOTAL JURISDICCION | 1 | 0 | 2 | 3 | 0 | 0 | 9 | 0 | 1 | 0 | 16 |

COVID-19 Sinaloa: Informe ejecutivo: JURISDICCión ELOTA

Unidades de Salud que han reportado en SISVER

| MUNICIPIO | CLUES | SECTOR | UNIDAD | Defunciones Acumuladas a la | | | Total Defunciones Asociadas a SarsCov-2 | Casos confirmados Acumulados a la | | | Total de Casos Confirmados | Tasa letalidad X 100 (D/G)*100 | Lugar Letalidad | PRUEBAS REALIZADAS Acumuladas a la | | | INDICE DE POSITIVIDAD | Lugar de Índice de POSITIVIDAD |
|------------------------------------|-------------|--------|-------------------------------|-----------------------------|----------------|----------|---|-----------------------------------|----------------|----------|----------------------------|--------------------------------|-----------------|------------------------------------|----------------|----------|-----------------------|--------------------------------|
| | | | | SEM EPI NUM-28 | SEM EPI NUM-29 | Aumento | | SEM EPI NUM-28 | SEM EPI NUM-29 | Aumento | | | | SEM EPI NUM-28 | SEM EPI NUM-29 | Aumento | | |
| ELOTA | SLSSA017594 | SSA | HOSPITAL GENERAL LA CRUZ | 0 | 0 | 0 | 0 | 0 | 0 | 0 | 4 | 0.00 | 1 | 0 | 0 | 0 | - | - |
| ELOTA | SLSSA001086 | SSA | LA CRUZ | 0 | 0 | 0 | 0 | 0 | 0 | 0 | 0 | - | - | 0 | 0 | 0 | - | - |
| ELOTA | SLIMS000225 | IMSS | UMF 21 LA CRUZ | 0 | 0 | 0 | 0 | 0 | 1 | 1 | 2 | 0.00 | 1 | 1 | 1 | 0 | 100.00 | 1 |
| TOTAL MPIO. ELOTA | | | | 0 | 0 | 0 | 0 | 0 | 1 | 1 | 6 | 0.00 | | 1 | 1 | 0 | 100.00 | |
| COSALÁ | SLSSA000572 | SSA | HOSPITAL INTEGRAL COSALA | 0 | 0 | 0 | 0 | 4 | 5 | 1 | 41 | 0.00 | 1 | 5 | 6 | 1 | 83.33 | 1 |
| TOTAL MPIO. COSALA | | | | 0 | 0 | 0 | 0 | 4 | 5 | 1 | 41 | 0.00 | | 5 | 6 | 1 | 83.33 | |
| SAN IGNACIO | SLSSA017570 | SSA | HOSPITAL INTEGRAL SAN IGNACIO | 0 | 0 | 0 | 0 | 0 | 0 | 0 | 0 | - | - | 0 | 0 | 0 | - | - |
| TOTAL MPIO. SAN IGNACIO | | | | 0 | 0 | 0 | 0 | 0 | 0 | 0 | 0 | - | | 0 | 0 | 0 | - | |
| TOTAL JURISDICCION 5, ELOTA | | | | 0 | 0 | 0 | 0 | 4 | 6 | 2 | 47 | 0.00 | | 6 | 7 | 1 | 85.71 | |

NUEVA NORMALIDAD

**INDICE DE POSITIVIDAD
85.71**

TASA DE LETALIDAD .





DIRECCIÓN DE PREVENCIÓN Y PROMOCIÓN DE LA SALUD
SUBDIRECCIÓN DE EPIDEMIOLOGÍA

SALUD

SECRETARÍA DE SALUD

