



SERVICIOS DE SALUD DE SINALOA

SUBDIRECCIÓN DE VIGILANCIA EPIDEMIOLÓGICA

COVID-19 SINALOA

Comunicado Técnico Diario

NUEVA
NORMALIDAD

lunes, 20 de septiembre de 2021

SALUD

SECRETARÍA DE SALUD



Dr. José Pablo Güémez Alvarez

Jefe de Depto. De Vigilancia Epidemiologica

Servicios de Salud de Sinaloa

Nota: Este comunicado contiene información preliminar y sus datos pueden variar sin previo aviso, datos presentados disponibles a la fecha y corte especificados.

TABLA POR MUNICIPIO DE RESIDENCIA DEL PACIENTE

| SERVICIOS DE SALUD DE SINALOA | | | | | | | | | | |
|--|---------------------------|---------------------------|---------------|--------------------|---------------------|--------------|---------------------|-------------|--------------------------|----------------|
| SINALOA , PLATAFORMA DE VIGILANCIA EPIDEMIOLOGICA COVID-19 | | | | | | | | | | |
| Municipios | Notificados en Plataforma | Acumulados al 20/sep/2021 | | RESULTADO FINAL | | | | | | Total Activos* |
| | Num.- | Femeninos | Masculinos | RESULTADO NEGATIVO | RESULTADO INFLUENZA | OTROS DX | POSITIVO SARS-CoV-2 | SOSPECHOSOS | DEFUNCION (+) Sars-CoV-2 | |
| AHOME | 24,175 | 13,381 | 10,794 | 13,488 | 30 | 270 | 10,253 | 134 | 1,432 | 174 |
| CHOIX | 577 | 282 | 295 | 285 | 2 | 10 | 278 | 2 | 36 | 7 |
| EL FUERTE | 2,750 | 1,505 | 1,245 | 1,321 | 1 | 39 | 1,377 | 12 | 217 | 47 |
| GUASAVE | 16,983 | 9,374 | 7,609 | 8,332 | 4 | 1,524 | 7,030 | 93 | 877 | 124 |
| SINALOA | 1,647 | 877 | 770 | 952 | 0 | 49 | 642 | 4 | 121 | 7 |
| ANGOSTURA | 1,435 | 757 | 678 | 686 | 0 | 26 | 722 | 1 | 152 | 9 |
| MOCORITO | 906 | 469 | 437 | 478 | 0 | 27 | 400 | 1 | 88 | 9 |
| SALVADOR ALVARADO | 4,101 | 2,231 | 1,870 | 2,221 | 0 | 61 | 1,813 | 6 | 262 | 25 |
| BADIRAGUATO | 1,415 | 788 | 627 | 784 | 0 | 74 | 555 | 2 | 30 | 17 |
| CULIACÁN | 71,469 | 39,908 | 31,561 | 38,067 | 9 | 3,771 | 29,435 | 187 | 3,037 | 126 |
| NAVOLATO | 5,860 | 3,231 | 2,629 | 3,250 | 4 | 190 | 2,397 | 19 | 299 | 27 |
| COSALÁ | 1,010 | 502 | 508 | 443 | 0 | 198 | 367 | 2 | 13 | 16 |
| ELOTA | 2,311 | 1,249 | 1,062 | 1,301 | 1 | 51 | 957 | 1 | 54 | 39 |
| SAN IGNACIO | 469 | 258 | 211 | 174 | 0 | 7 | 288 | 0 | 26 | 0 |
| CONCORDIA | 377 | 191 | 186 | 171 | 0 | 0 | 190 | 0 | 43 | 1 |
| MAZATLAN | 23,029 | 12,579 | 10,450 | 10,509 | 1 | 1,738 | 10,662 | 119 | 1,397 | 69 |
| ESCUINAPA | 2,838 | 1,569 | 1,269 | 1,237 | 0 | 91 | 1,507 | 3 | 116 | 6 |
| ROSARIO | 2,301 | 1,206 | 1,095 | 969 | 1 | 60 | 1,267 | 4 | 92 | 4 |
| Total | 163,653 | 90,357 | 73,296 | 84,668 | 53 | 8,186 | 70,140 | 590 | 8,292 | 707 |
| Otro Estado | 868 | 344 | 524 | 418 | 0 | 52 | 393 | 5 | 78 | |

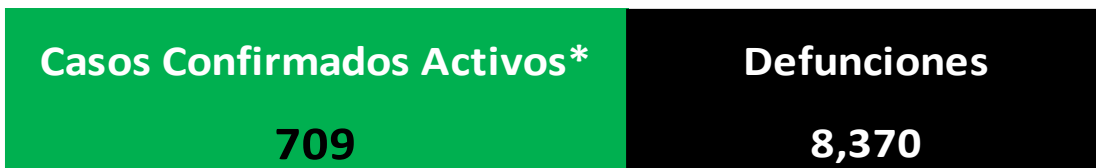
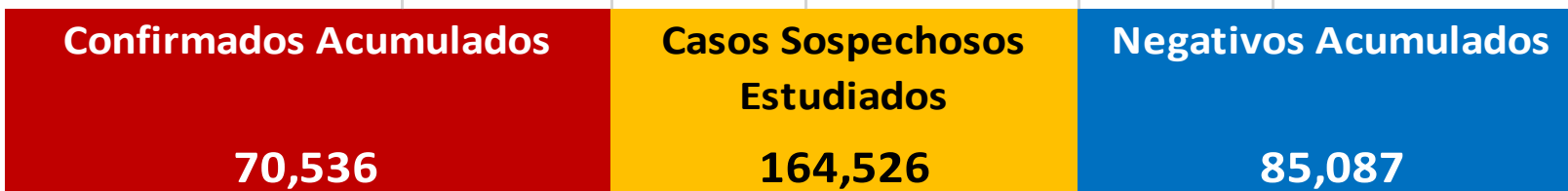
Fuente: Plataforma Nacional SISVER, Preliminar al Corte. Acumulados al 20/sep/2021 , Por Lugar de Residencia.

CASOS ACTIVOS*: Caso Confirmado Positivo con fecha de inicio de sintomas en los ultimos 14 dias.



COVID-19 SINALOA: Resumen de Casos

27 febrero 2020 - al lunes, 20 de septiembre de 2021



* CASO ACTIVO: Caso Confirmado Positivo con Fecha de Inicio de Síntomas en los Últimos 14 Días



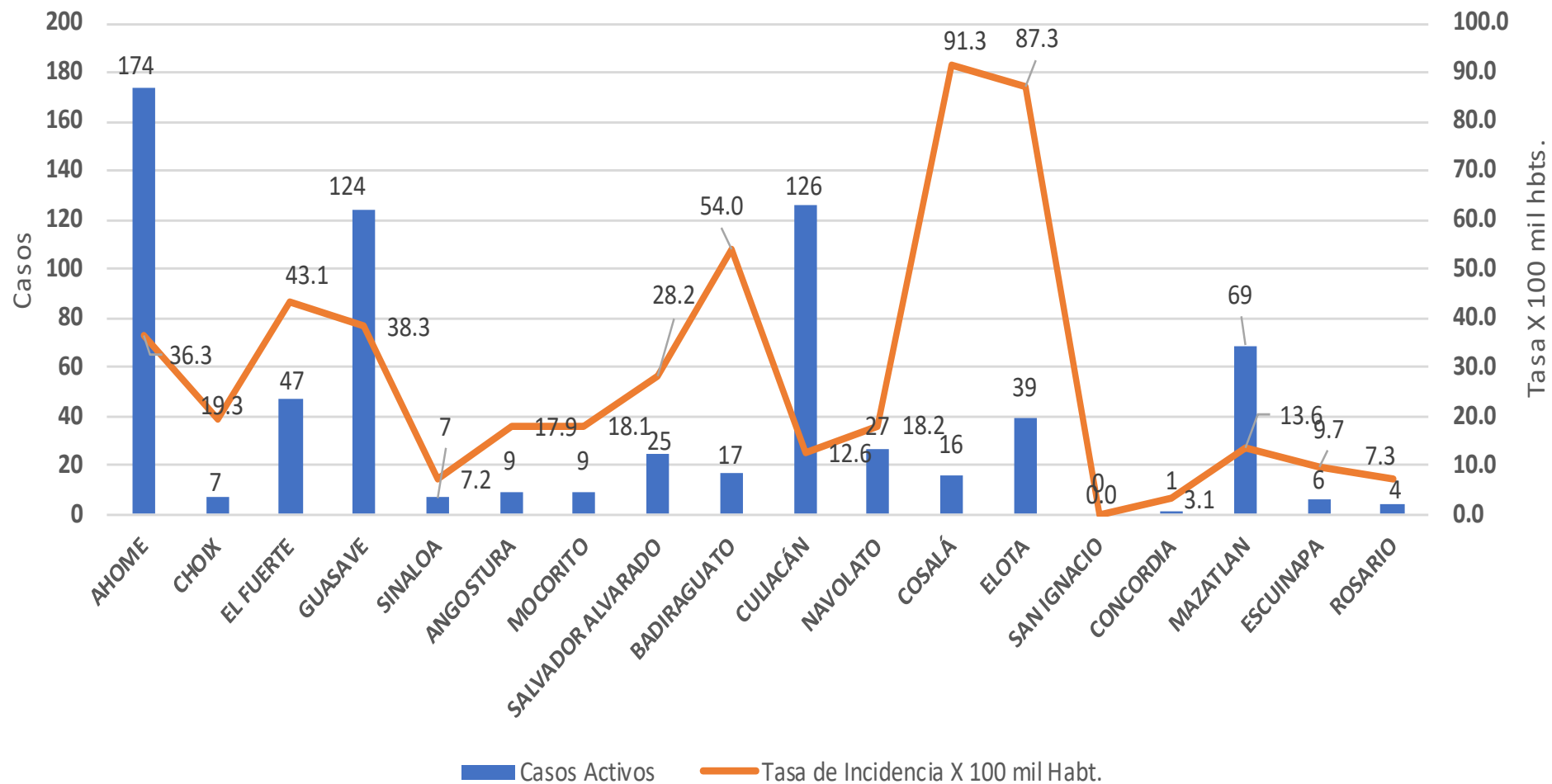
571 Días

[27/02/2020 - 20/09/2021]

Días de COVID-19 en SINALOA



Casos Confirmados* Activos, de COVID-19 por Municipio al día de hoy 20/sep/2021

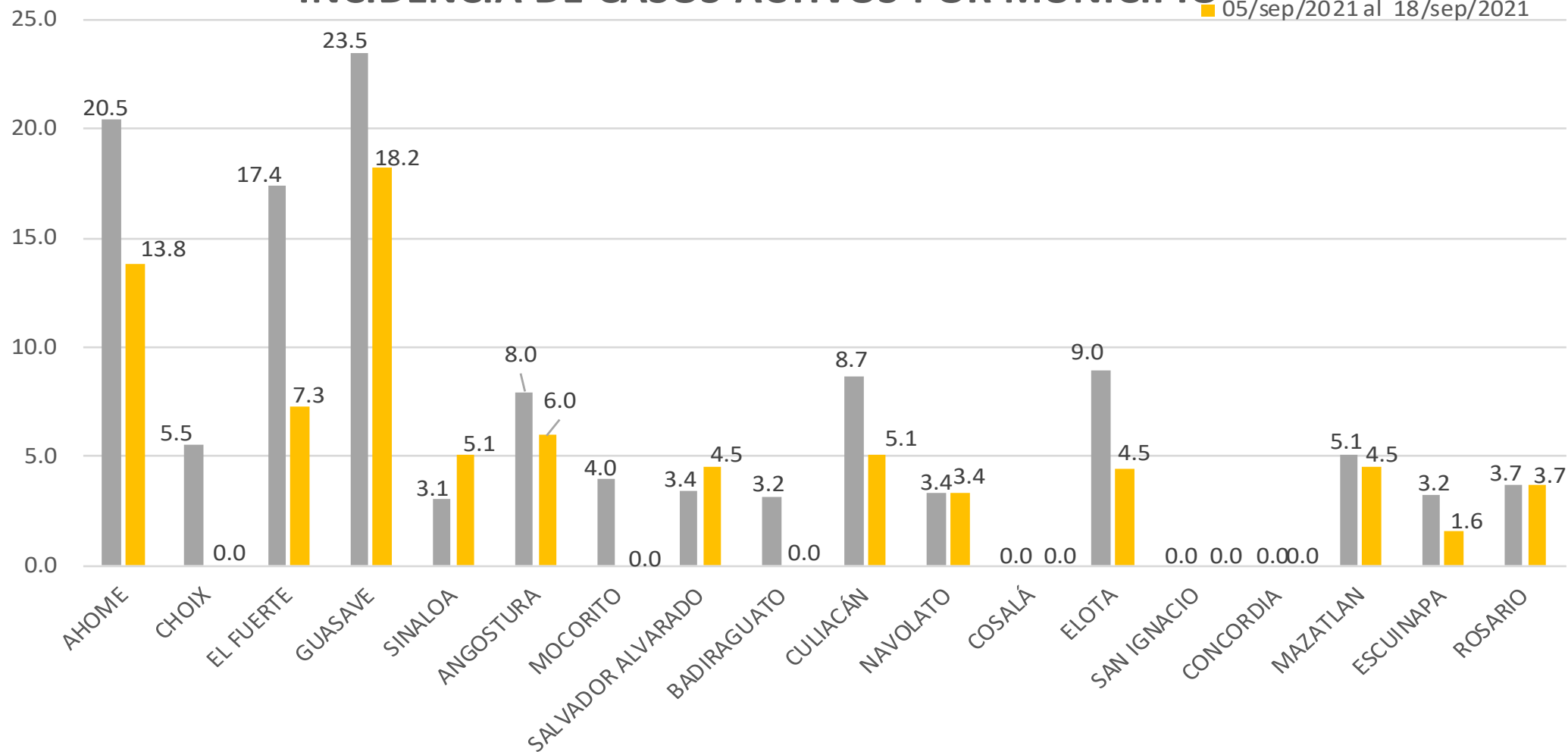




INCIDENCIA DE CASOS ACTIVOS POR MUNICIPIO

■ 29/ago/2021 al 11/sep/2021

■ 05/sep/2021 al 18/sep/2021

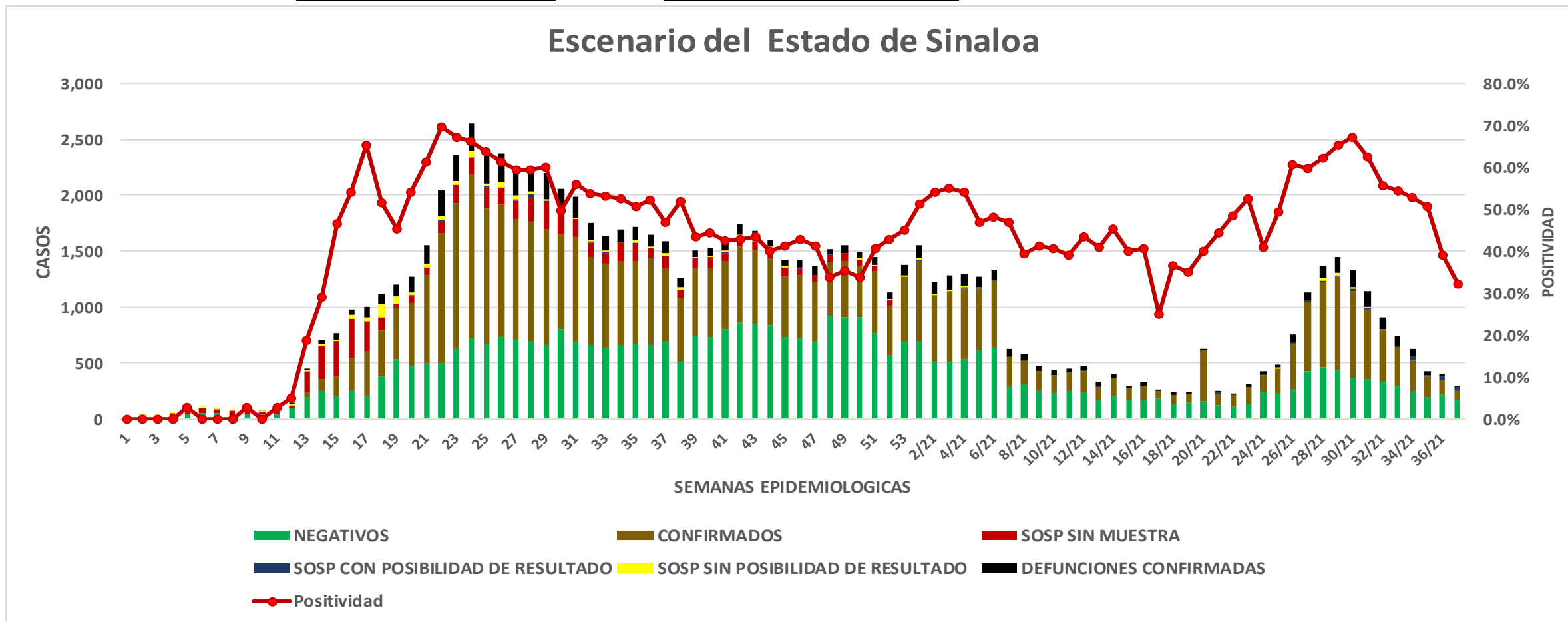


COVID-19 Sinaloa: Casos positivos, sospechosos y negativos

164,526 Personas
Notificadas

32.3% Positividad
Semana 37/2021

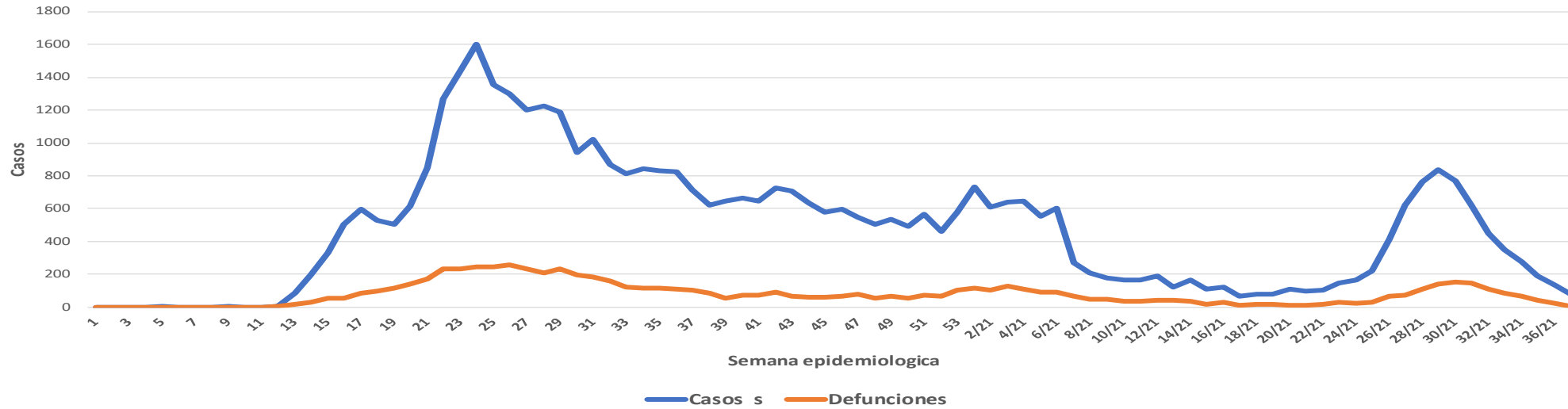
Escenario del Estado de Sinaloa



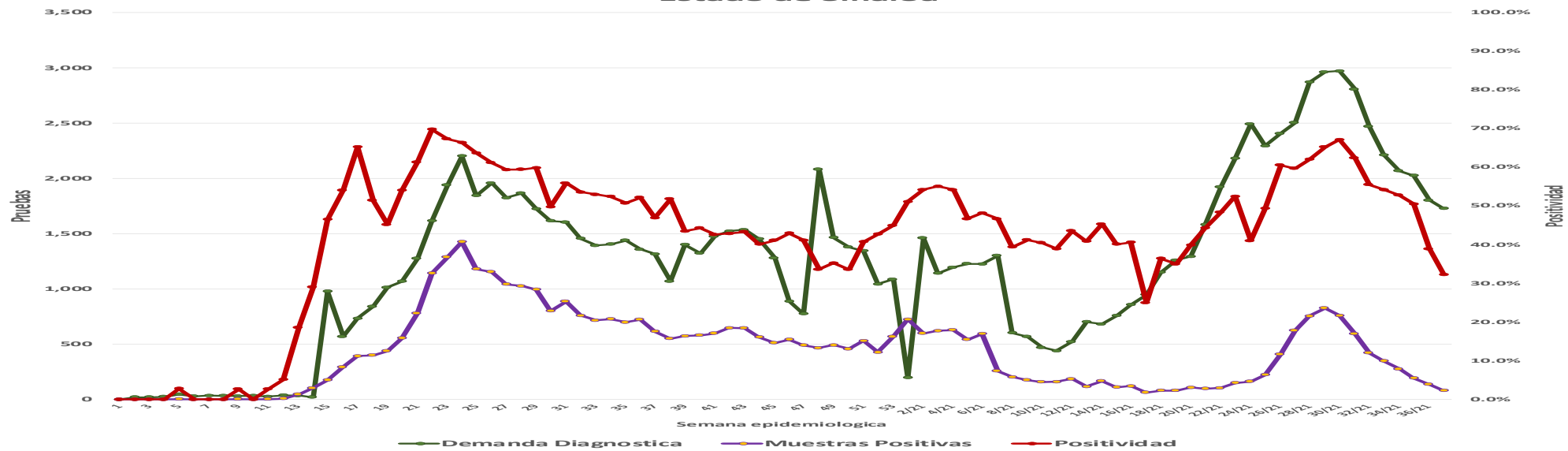
COVID-19 Sinaloa: Casos Estimados, Defunciones, Demanda Diagnostica y Positividad

**NUEVA
NORMALIDAD**

Casos y Defunciones del Estado de Sinaloa



Estado de Sinaloa



COVID-19 Sinaloa: Casos Positivos a SARS-CoV-2, por LESPS Notificados los últimos 7 días.

**NUEVA
NORMALIDAD**

| CASOS CONFIRMADOS A SARS-CoV-2 SEGÚN MUNICIPIO LOS ULTIMOS 7 DIAS POR LESPS | 20/09/2021 Acum. Hasta el día de hoy | CASOS CONFIRMADOS A SARS-COV-2 LOS ULTIMOS 7 DIAS POR LESPS | | | | | | | Total de Casos Confirmados Ultimos 7 Dias |
|---|--|---|------------|------------|------------|------------|------------|------------|---|
| | | Registrados en Plataforma SINAVE/SISVER | | | | | | | |
| | | 19/09/2021 | 18/09/2021 | 17/09/2021 | 16/09/2021 | 15/09/2021 | 14/09/2021 | 13/09/2021 | |
| AHOME | 10,253 | 4 | 1 | 0 | 4 | 12 | 2 | 7 | 30 |
| CHOIX | 278 | 0 | 0 | 0 | 0 | 0 | 0 | 0 | 0 |
| EL FUERTE | 1,377 | 0 | 0 | 0 | 2 | 3 | 0 | 0 | 5 |
| GUASAVE | 7,030 | 11 | 0 | 1 | 3 | 10 | 8 | 0 | 33 |
| SINALOA | 642 | 0 | 0 | 0 | 1 | 2 | 0 | 0 | 3 |
| ANGOSTURA | 722 | 0 | 0 | 0 | 0 | 0 | 0 | 0 | 0 |
| MOCORITO | 400 | 0 | 0 | 0 | 1 | 0 | 0 | 0 | 1 |
| SALVADOR ALVARADO | 1,813 | 0 | 0 | 0 | 0 | 0 | 1 | 0 | 1 |
| BADIRAGUATO | 555 | 0 | 0 | 0 | 0 | 0 | 0 | 0 | 0 |
| CULIACAN | 29,435 | 1 | 3 | 4 | 0 | 5 | 3 | 9 | 25 |
| NAVOLATO | 2,397 | 0 | 0 | 0 | 0 | 0 | 1 | 0 | 1 |
| COSALA | 367 | 0 | 0 | 0 | 0 | 0 | 0 | 0 | 0 |
| ELOTA | 957 | 0 | 0 | 0 | 1 | 0 | 1 | 0 | 2 |
| SAN IGNACIO | 288 | 0 | 0 | 0 | 0 | 0 | 0 | 0 | 0 |
| CONCORDIA | 190 | 0 | 0 | 0 | 0 | 0 | 0 | 0 | 0 |
| MAZATLAN | 10,662 | 0 | 8 | 0 | 3 | 2 | 0 | 0 | 13 |
| ESCUINAPA | 1,507 | 0 | 0 | 0 | 0 | 0 | 1 | 0 | 1 |
| ROSARIO | 1,267 | 0 | 0 | 0 | 0 | 1 | 0 | 0 | 1 |
| Total Estado | 70,140 | 16 | 12 | 5 | 15 | 35 | 17 | 16 | 116 |
| De Otros Estados | 393 | | | | | | | | |
| | 70,533 | | | | | | | | |



COVID-19 Sinaloa: Casos y Defunciones Positivas a SARS-CoV-2, por LESPS, Notificadas los últimos 7 días.

**NUEVA
NORMALIDAD**

| CASOS POSITIVOS A SARS-CoV-2 SEGÚN JURISDICCION LOS ULTIMOS 7 DIAS | 20/09/2021 Acum. Hasta el día de hoy | CASOS POSITIVOS A SARS-COV-2 LOS ULTIMOS 7 DIAS | | | | | | | Total de Casos Confirmados Ultimos 7 Dias |
|---|--|---|------------|------------|------------|------------|------------|------------|---|
| | | Registrados en Plataforma SINAVE/SISVER | | | | | | | |
| | | 19/09/2021 | 18/09/2021 | 17/09/2021 | 16/09/2021 | 15/09/2021 | 14/09/2021 | 13/09/2021 | |
| Jurisdiccion I, Los Mochis | 11,908 | 4 | 1 | 0 | 6 | 15 | 2 | 7 | 35 |
| Jurisdiccion II, Guasave | 7,672 | 11 | 0 | 1 | 4 | 12 | 8 | 0 | 36 |
| Jurisdiccion III, Guamuchil | 2,935 | 0 | 0 | 0 | 1 | 0 | 1 | 0 | 2 |
| Jurisdiccion IV, Culiacan | 32,754 | 1 | 3 | 4 | 0 | 5 | 4 | 9 | 26 |
| Jurisdiccion V, Mazatlan | 12,097 | 0 | 8 | 0 | 4 | 2 | 1 | 0 | 15 |
| Jurisdiccion VI, Escuinapa | 2,774 | 0 | 0 | 0 | 0 | 1 | 1 | 0 | 2 |
| Total Estado | 70,140 | 16 | 12 | 5 | 15 | 35 | 17 | 16 | 116 |

BASE SISVER

| DEFUNCIONES POSITIVAS A SARS-CoV-2 POR JURISDICCION LOS ULTIMOS 7 DIAS | 20/09/2021 Acum. Hasta el día de hoy | DEFUNCIONES POSITIVAS A SARS-COV-2 LOS ULTIMOS 7 DIAS | | | | | | | Total de Casos Confirmados Ultimos 7 Dias |
|---|--|---|------------|------------|------------|------------|------------|------------|---|
| | | Registrados en Plataforma SINAVE/SISVER | | | | | | | |
| | | 19/09/2021 | 18/09/2021 | 17/09/2021 | 16/09/2021 | 15/09/2021 | 14/09/2021 | 13/09/2021 | |
| Jurisdiccion I, Los Mochis | 1,685 | 0 | 0 | 0 | 1 | 3 | 3 | 1 | 8 |
| Jurisdiccion II, Guasave | 998 | 0 | 0 | 0 | 2 | 0 | 1 | 1 | 4 |
| Jurisdiccion III, Guamuchil | 502 | 0 | 0 | 0 | 1 | 1 | 0 | 2 | 4 |
| Jurisdiccion IV, Culiacan | 3,379 | 0 | 0 | 0 | 1 | 0 | 0 | 4 | 5 |
| Jurisdiccion V, Mazatlan | 1,520 | 0 | 0 | 0 | 2 | 1 | 0 | 2 | 5 |
| Jurisdiccion VI, Escuinapa | 208 | 0 | 0 | 0 | 0 | 0 | 0 | 0 | 0 |
| Total Estado | 8,292 | 0 | 0 | 0 | 7 | 5 | 4 | 10 | 26 |



COVID-19 Sinaloa: Defunciones Confirmadas por Laboratorio a SARS-CoV-2 Notificadas por Municipio últimos 7 días.

BASE SISVER

| DEFUNCIONES POSITIVAS A SARS-CoV-2 SEGÚN MUNICIPIO LOS ULTIMOS 7 DIAS | 20/09/2021 Acum. Hasta el día de hoy | DEFUNCIONES POSITIVAS A SARS-COV-2 LOS ULTIMOS 7 DIAS | | | | | | | Total de Casos Confirmados Ultimos 7 Dias |
|---|---|---|------------|------------|------------|------------|------------|------------|---|
| | | Registrados en Plataforma SINAVE/SISVER | | | | | | | |
| | | 19/09/2021 | 18/09/2021 | 17/09/2021 | 16/09/2021 | 15/09/2021 | 14/09/2021 | 13/09/2021 | |
| AHOME | 1,432 | 0 | 0 | 0 | 1 | 3 | 2 | 1 | 7 |
| CHOIX | 36 | 0 | 0 | 0 | 0 | 0 | 0 | 0 | 0 |
| EL FUERTE | 217 | 0 | 0 | 0 | 0 | 0 | 1 | 0 | 1 |
| GUASAVE | 877 | 0 | 0 | 0 | 1 | 0 | 1 | 1 | 3 |
| SINALOA | 121 | 0 | 0 | 0 | 1 | 0 | 0 | 0 | 1 |
| ANGOSTURA | 152 | 0 | 0 | 0 | 0 | 0 | 0 | 0 | 0 |
| MOCORITO | 88 | 0 | 0 | 0 | 1 | 0 | 0 | 2 | 3 |
| SALVADOR ALVARADO | 262 | 0 | 0 | 0 | 0 | 1 | 0 | 0 | 1 |
| BADIRAGUATO | 30 | 0 | 0 | 0 | 0 | 0 | 0 | 0 | 0 |
| CULIACAN | 3,037 | 0 | 0 | 0 | 1 | 0 | 0 | 3 | 4 |
| NAVOLATO | 299 | 0 | 0 | 0 | 0 | 0 | 0 | 1 | 1 |
| COSALA | 13 | 0 | 0 | 0 | 0 | 0 | 0 | 0 | 0 |
| ELOTA | 54 | 0 | 0 | 0 | 0 | 0 | 0 | 0 | 0 |
| SAN IGNACIO | 26 | 0 | 0 | 0 | 0 | 0 | 0 | 0 | 0 |
| CONCORDIA | 43 | 0 | 0 | 0 | 0 | 0 | 0 | 0 | 0 |
| MAZATLAN | 1,397 | 0 | 0 | 0 | 2 | 1 | 0 | 2 | 5 |
| ESCUINAPA | 116 | 0 | 0 | 0 | 0 | 0 | 0 | 0 | 0 |
| ROSARIO | 92 | 0 | 0 | 0 | 0 | 0 | 0 | 0 | 0 |
| Total Estado | 8,292 | 0 | 0 | 0 | 7 | 5 | 4 | 10 | 26 |
| Defunciones; Residentes de otros Estados | 56 | | | | | | | | |
| Total Defunciones en el EDO | 8,348 | | | | | | | | |

NUEVA NORMALIDAD



COVID-19 Sinaloa: Defunciones Confirmadas por Laboratorio, Asociación o Dictaminación a SARS-CoV-2 Notificadas al Estado.

COVID-19, SINALOA: DEFUNCIONES POR ASOCIACION Y DICTAMINACION CLINICA EPIDEMIOLOGICA

NUEVA
NORMALIDAD

| CLASIFICACION FINAL DEFUNCIONES | Informacion hasta: 20/09/2021 | | | TOTAL DEFUNCIONES |
|------------------------------------|-------------------------------|--------------|---------------|----------------------|
| | TOMA DE MUESTRA | | TOTAL | |
| | SI | NO | | |
| CONFIRMADO POR LABORATORIO | 6642 | 0 | 6,642 | 8,370 |
| CONFIRMADO POR ANTIGENO | 59 | 1170 | 1,229 | |
| CONFIRMADO POR ASOCIACIÓN | 16 | 85 | 101 | |
| CONFIRMADO POR DICTAMINACIÓN | 39 | 359 | 398 | |
| INVALIDO | 3 | 0 | 3 | 563 |
| NO REALIZADO | 74 | 0 | 74 | |
| SOSPECHOSO | 37 | 449 | 486 | |
| NEGATIVO | 2120 | 0 | 2,120 | 2,363 |
| NEGATIVO ANTIGENO | 6 | 237 | 243 | |
| TOTAL GENERAL | 8,990 | 2,063 | 11,053 | 11,296 |



COVID-19 Sinaloa: Casos y Defunciones en Embarazadas y Menores de 18 años

| EMBARAZADAS CON SARS-COV2 <small>Registrados en Plataforma SINAVE/SISVER</small> | Casos | Defunciones |
|--|------------|-------------|
| SSA | 283 | 9 |
| IMSS | 373 | 5 |
| IMSS-OPORTUNIDADES | 25 | 0 |
| SEDENA | 10 | 0 |
| ISSSTE | 12 | 0 |
| SEMAR | 7 | 0 |
| MUNICIPAL | 2 | 0 |
| HOSPITAL MARGARITA MAZA DE JUAREZ | 0 | 0 |
| ESTATAL | 5 | 0 |
| HOSPITAL CIVIL DE CULIACAN | 0 | 0 |
| PRIVADA | 2 | 0 |
| CLINICA HOSPITAL CULIACAN S. A. DE C. V. | 0 | 0 |
| HOSPITAL MARINA MAZATLAN | 0 | 0 |
| HOSPITAL ANGELES CULIACAN | 0 | 0 |
| MEDICA DE LA CIUDAD | 0 | 1 |
| Total | 719 | 15 |

| MENORES DE 18 AÑOS POSITIVOS A SARS-CoV-2 | Casos | Defunciones |
|--|-------------|-------------|
| SSA | 1,347 | 6 |
| IMSS | 1,574 | 17 |
| IMSS-OPORTUNIDADES | 84 | 1 |
| SEDENA | 16 | 0 |
| ISSSTE | 44 | 2 |
| SEMAR | 12 | 0 |
| MUNICIPAL | 5 | 0 |
| HOSPITAL MARGARITA MAZA DE JUAREZ | 0 | 0 |
| ESTATAL | 26 | 0 |
| HOSPITAL CIVIL DE CULIACAN | 0 | 0 |
| PRIVADA | 18 | 0 |
| CLINICA HOSPITAL CULIACAN S. A. DE C. V. | 0 | 0 |
| HOSPITAL MARINA MAZATLAN | 0 | 0 |
| HOSPITAL ANGELES CULIACAN | 0 | 0 |
| MEDICA DE LA CIUDAD | 0 | 0 |
| Total | 3126 | 26 |

**NUEVA
NORMALIDAD**



COVID-19 Sinaloa: Casos confirmados en personal de la salud por Institución

**NUEVA
NORMALIDAD**

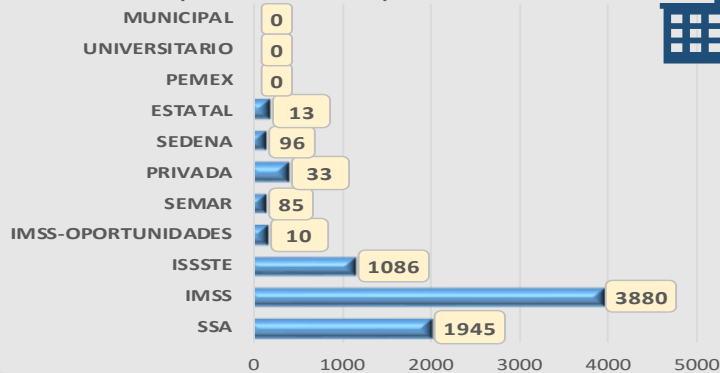
| SARS-CoV-2 POR INSTITUCION Y PERSONAL DE LA SALUD Registrados en Plataforma SINAVE/SISVER | MEDICOS | ENFERMERAS | OTROS TRABAJADORES DE LA SALUD | LABORATORISTAS | DENTISTAS | TOTAL |
|--|--------------|--------------|--------------------------------|----------------|------------|--------------|
| SSA | 785 | 962 | 786 | 58 | 75 | 2,666 |
| IMSS | 822 | 1,510 | 1,192 | 76 | 24 | 3,624 |
| IMSS-OPORTUNIDADES | 42 | 50 | 30 | 2 | 1 | 125 |
| SEDENA | 3 | 4 | 7 | 1 | 0 | 15 |
| ISSSTE | 171 | 322 | 163 | 22 | 7 | 685 |
| SEMAR | 10 | 22 | 5 | 2 | 2 | 41 |
| MUNICIPAL | 14 | 11 | 13 | 0 | 0 | 38 |
| HOSPITAL MARGARITA MAZA DE JUAREZ | 14 | 11 | 13 | 0 | 0 | 38 |
| ESTATAL | 92 | 46 | 24 | 2 | 0 | 164 |
| HOSPITAL CIVIL DE CULIACAN | 92 | 46 | 24 | 2 | 0 | 164 |
| PRIVADA | 43 | 21 | 19 | 5 | 1 | 89 |
| CLINICA HOSPITAL CULIACAN S. A. DE C. V. | 1 | 0 | 0 | 0 | 0 | 1 |
| HOSPITAL MARINA MAZATLAN | 5 | 12 | 15 | 4 | 0 | 36 |
| HOSPITAL ANGELES CULIACAN | 6 | 1 | 1 | 0 | 0 | 8 |
| MEDICA DE LA CIUDAD | 4 | 1 | 0 | 0 | 0 | 5 |
| Total | 1,982 | 2,948 | 2,239 | 168 | 110 | 7,447 |

| CONFIRMADOS DEL AREA DE LA SALUD Registrados en Plataforma SINAVE/SISVER | Hasta el día de Hoy | DEFUNCION |
|---|---------------------|------------|
| MEDICOS | 1,982 | 60 |
| ENFERMERAS | 2,948 | 18 |
| OTROS TRABAJADORES DE LA SALUD | 2,239 | 22 |
| LABORATORISTAS | 168 | 3 |
| DENTISTAS | 110 | 3 |
| Total | 7,447 | 106 |

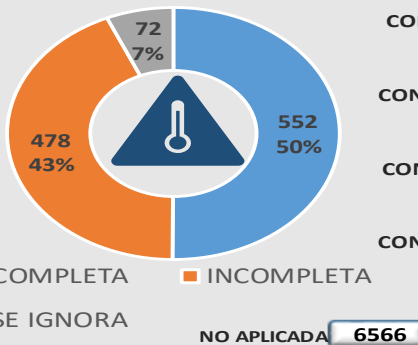


Casos acumulados hospitalizados confirmados a SARS-Cov2 registrados en Plataforma SISVER en Sinaloa, 2021, SEM 37

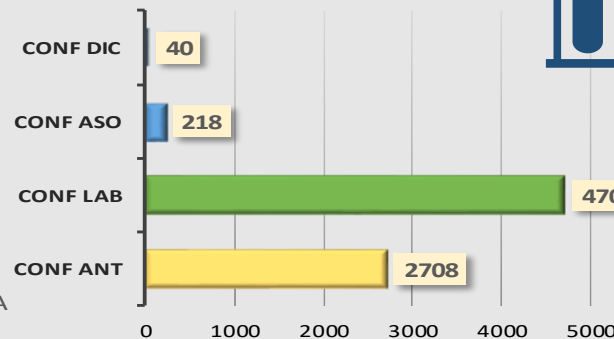
Hospitalizaciones por Institucion



Esquema de Vacunacion



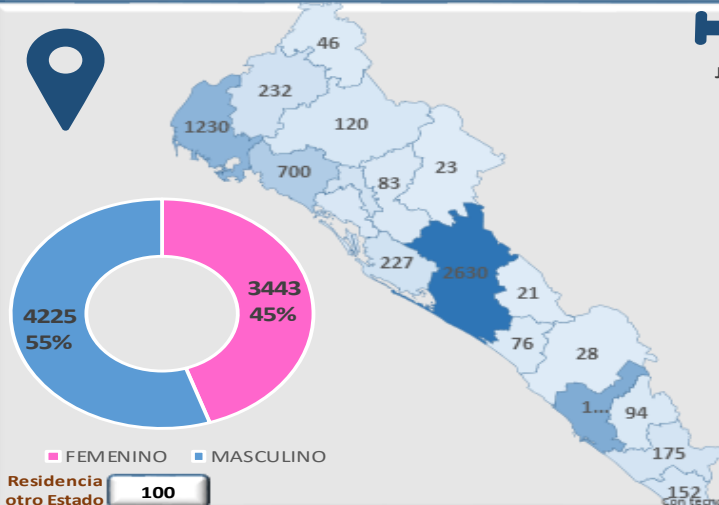
Modalidad de Confirmacion




Prueba Antigeno Covid 19



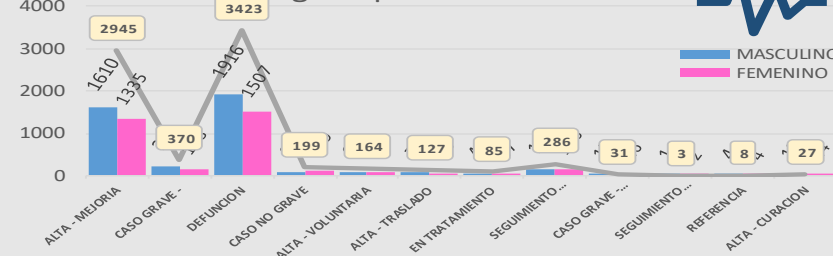
| MUNICIPIO | CASOS |
|------------------|--------------|
| AHOME | 1,230 |
| ANGOSTURA | 100 |
| BADIRAGUATO | 23 |
| CHOIX | 46 |
| CONCORDIA | 94 |
| COSALA | 21 |
| CULIACAN | 2,630 |
| EL FUERTE | 232 |
| ELOTA | 76 |
| ESCUINAPA | 152 |
| GUASAVE | 700 |
| MAZATLAN | 1,421 |
| MOCORITO | 83 |
| NAVOLATO | 227 |
| ROSARIO | 175 |
| SALVADOR ALVARAC | 210 |
| SAN IGNACIO | 28 |
| SINALOA | 120 |
| TOTAL | 7,568 |



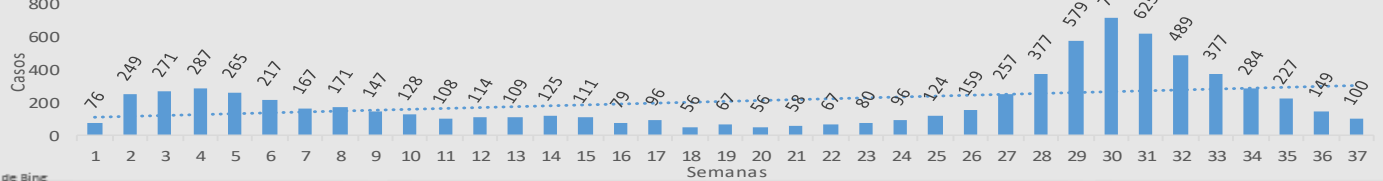
Tipo de Vacuna



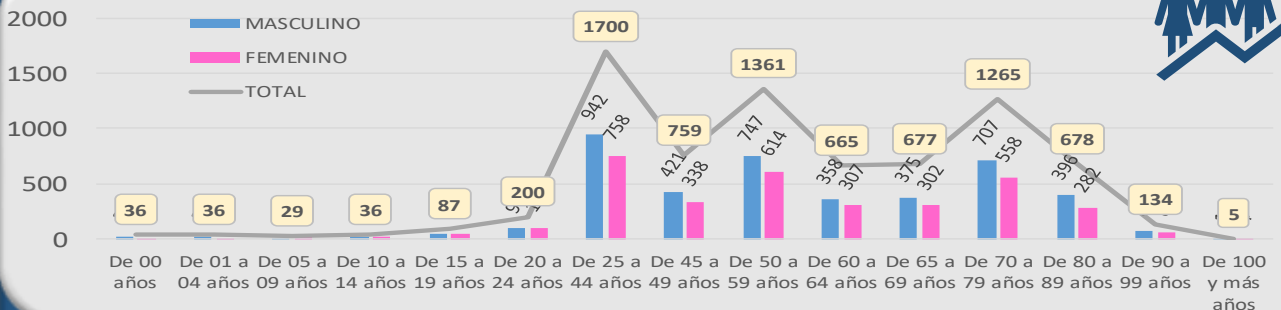
Desglose por Evolucion



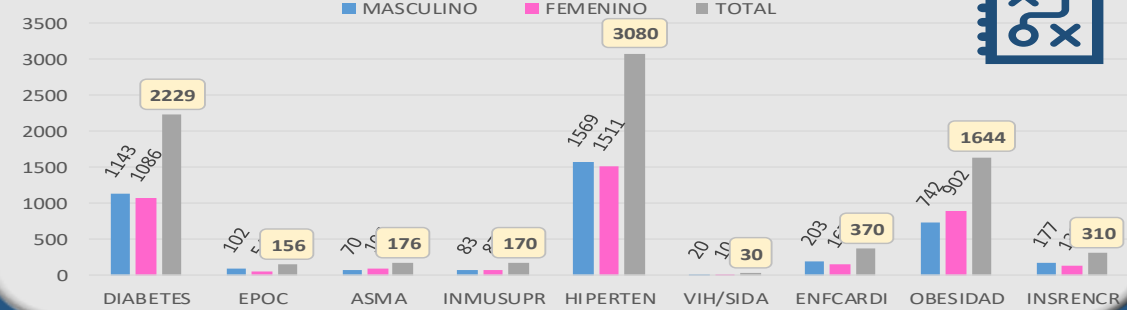
Cronologia de Casos Hospitalizados por SARS-Cov2 en Sinaloa



Distribucion por Genero y Grupo de Edad

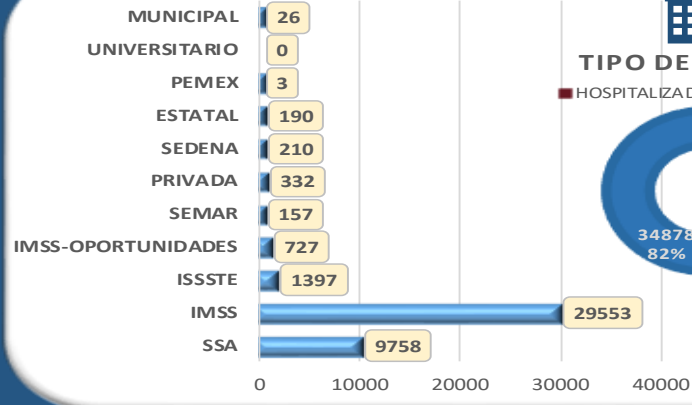


Cuadro de Comorbilidades Detectadas

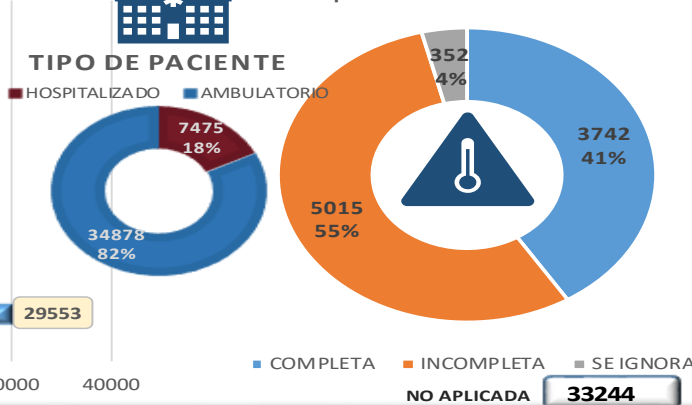


Casos acumulados confirmados a SARS-Cov2 registrados en Plataforma SISVER en Sinaloa, 2021, SEM 37

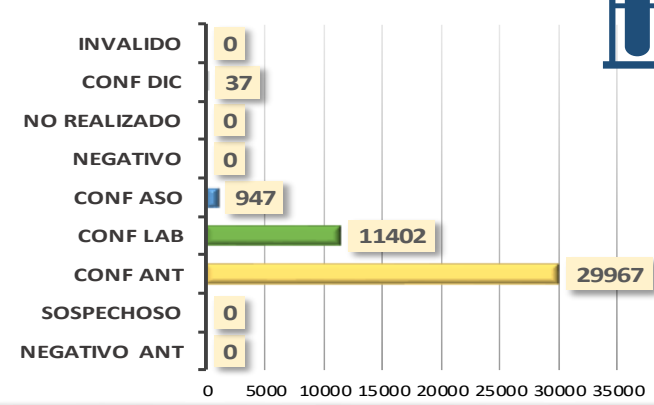
Casos confirmados por Institucion



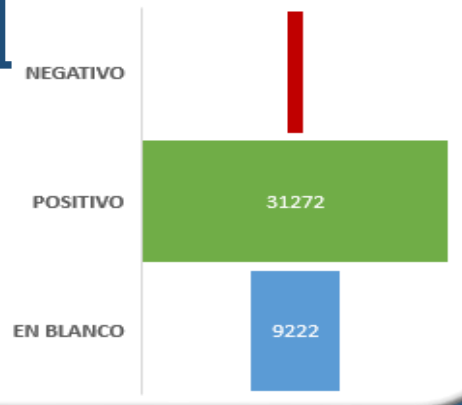
Esquema de Vacunacion



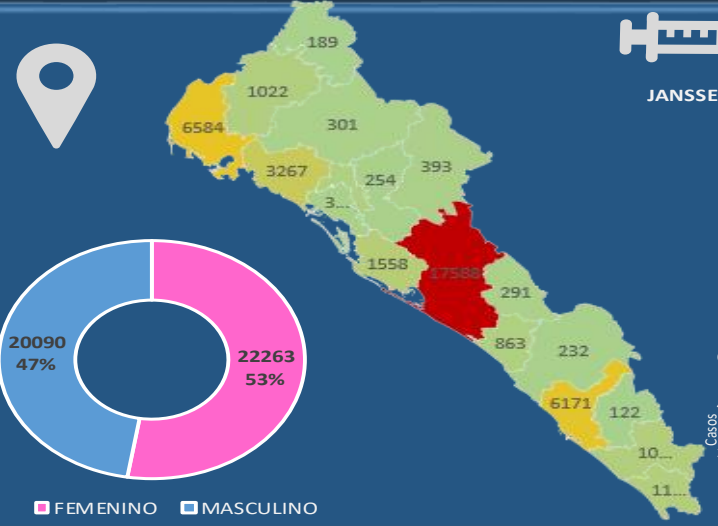
Modalidad de Confirmacion



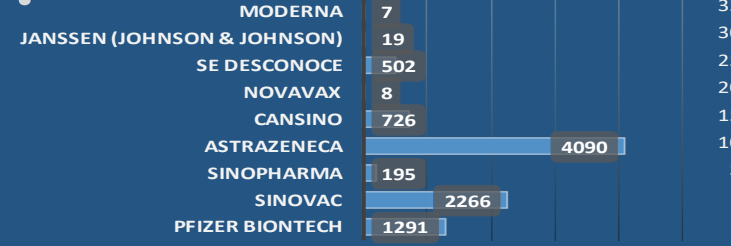
Prueba Antigeno Covid 19



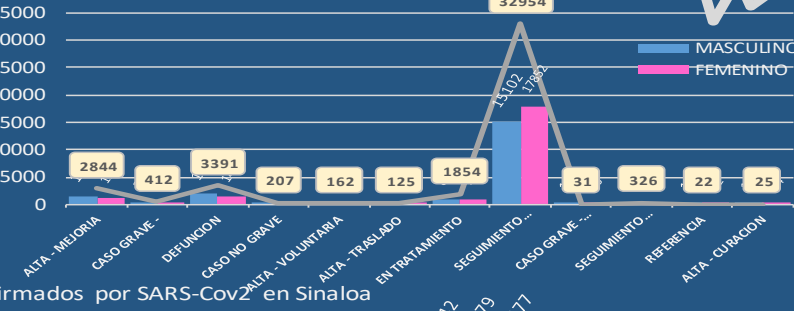
| MUNICIPIO | CASOS |
|------------------|---------------|
| AHOME | 6,584 |
| ANGOSTURA | 364 |
| BADIRAGUATO | 393 |
| CHOIX | 189 |
| CONCORDIA | 122 |
| COSALA | 291 |
| CULIACAN | 17,588 |
| EL FUERTE | 1,022 |
| ELOTA | 863 |
| ESCUINAPA | 1,181 |
| GUASAVE | 3,267 |
| MAZATLAN | 6,171 |
| MOCORITO | 254 |
| NAVOLATO | 1,558 |
| ROSARIO | 1,089 |
| SALVADOR ALVARAC | 883 |
| SAN IGNACIO | 232 |
| SINALOA | 301 |
| TOTAL | 42,352 |



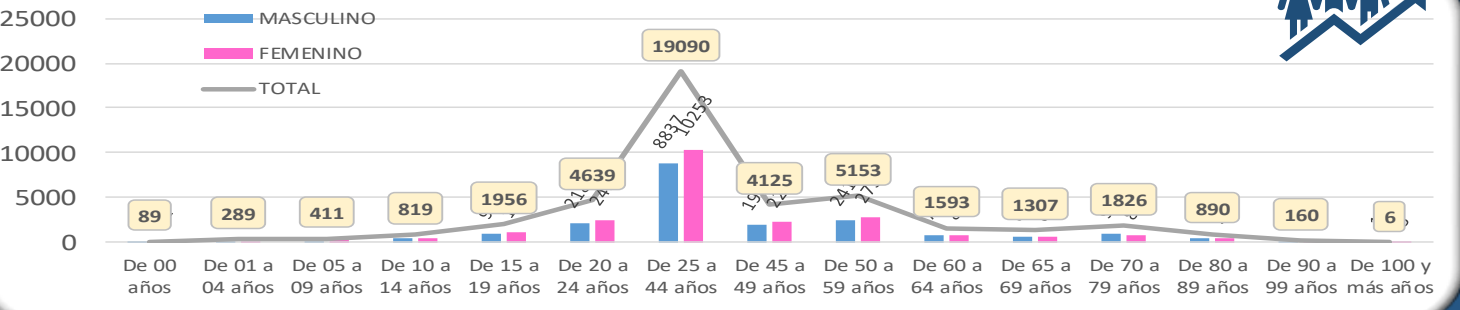
Tipo de Vacuna



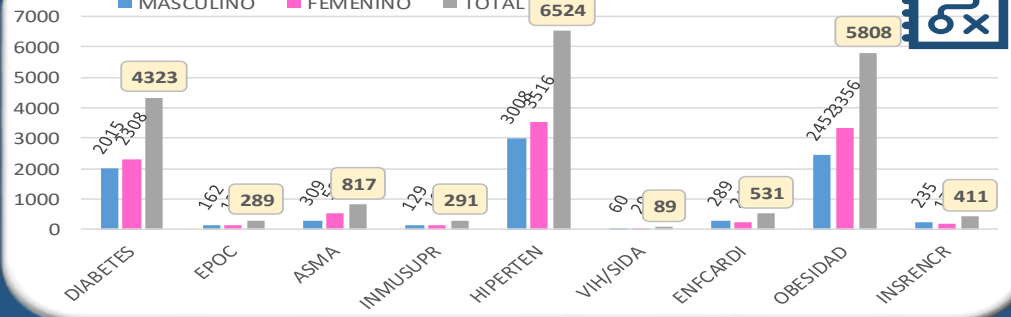
Desglose por Evolucion



Distribucion por Genero y Grupo de Edad

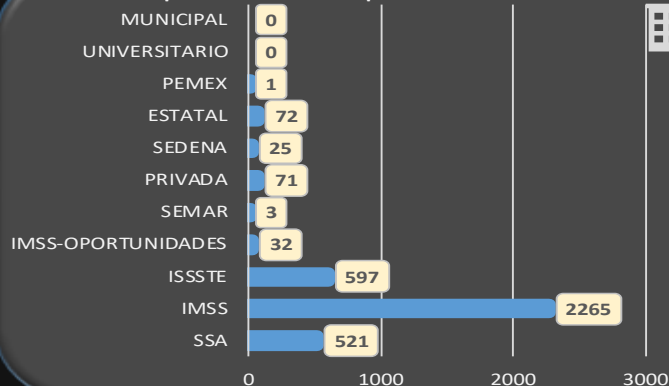


Cuadro de Comorbilidades Detectadas

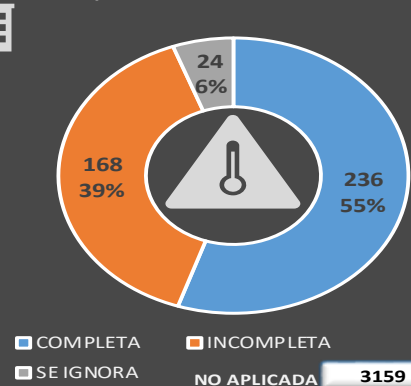


Casos acumulados de defunciones confirmados a SARS-Cov2 registrados en Plataforma SISVER en Sinaloa, 2021, SEM 37

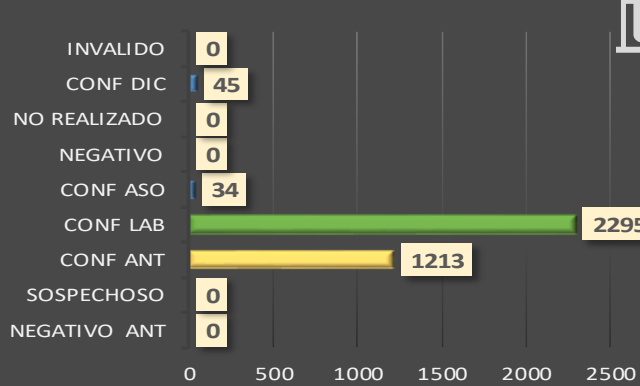
Hospitalizaciones por Institucion



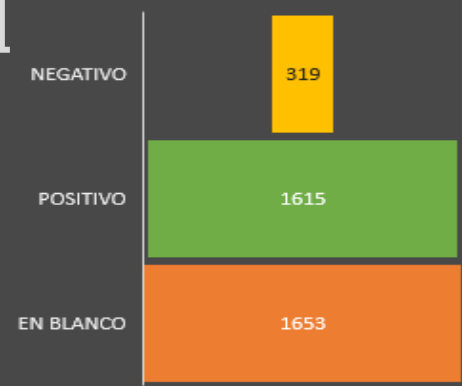
Esquema de Vacunacion



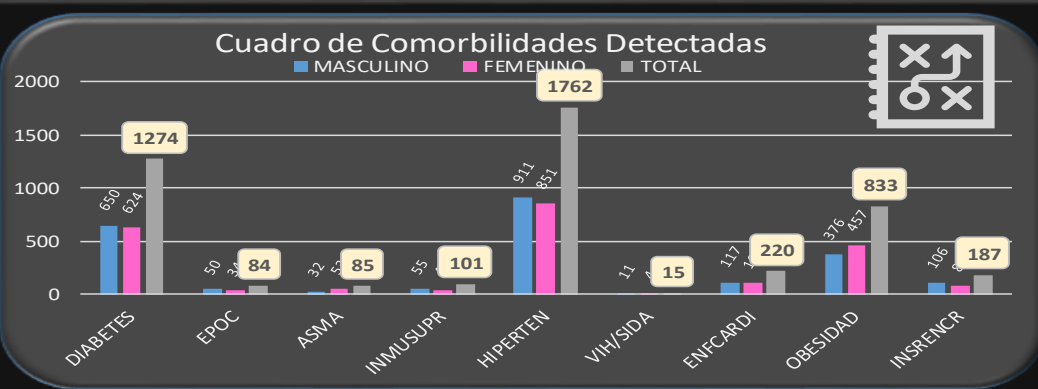
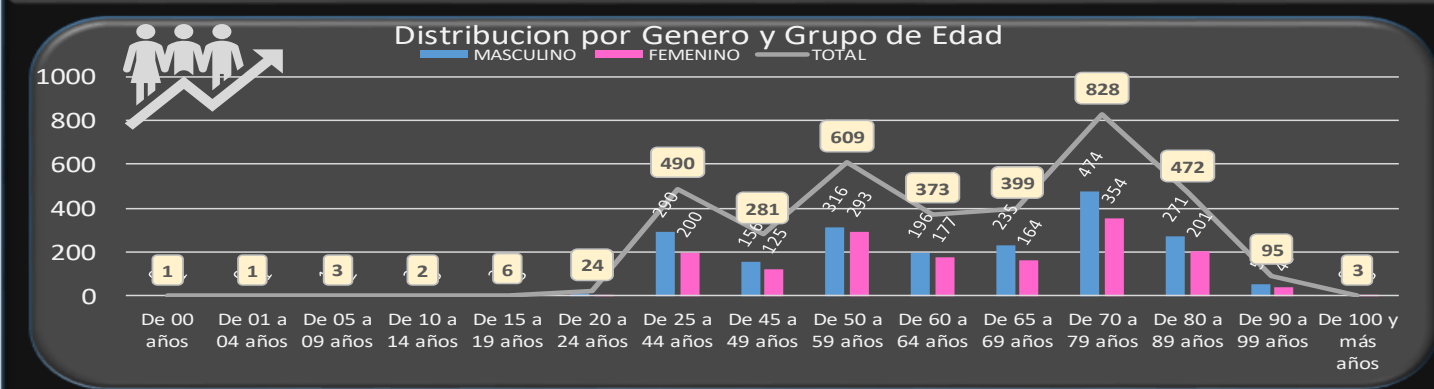
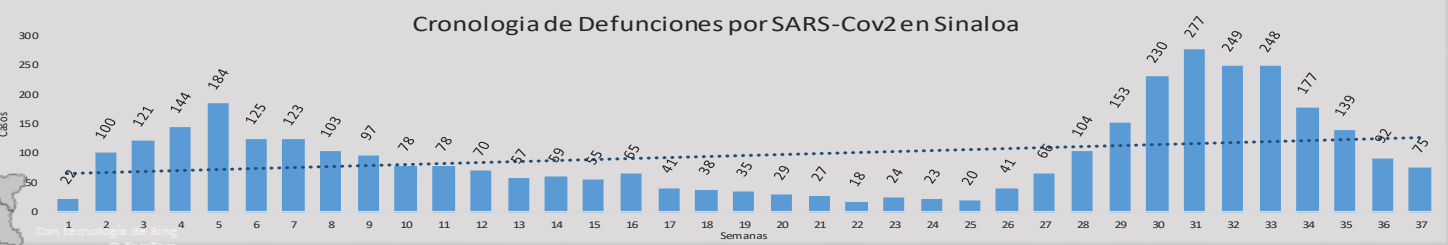
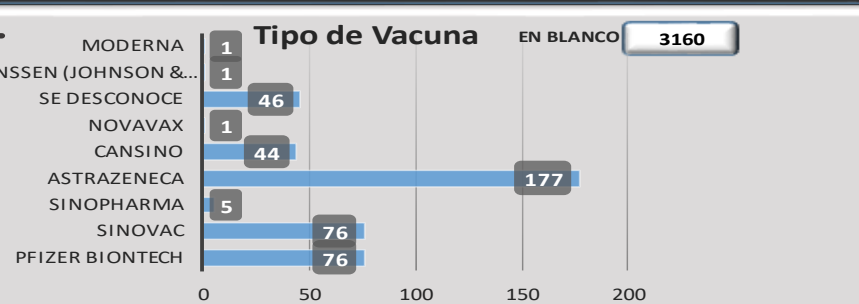
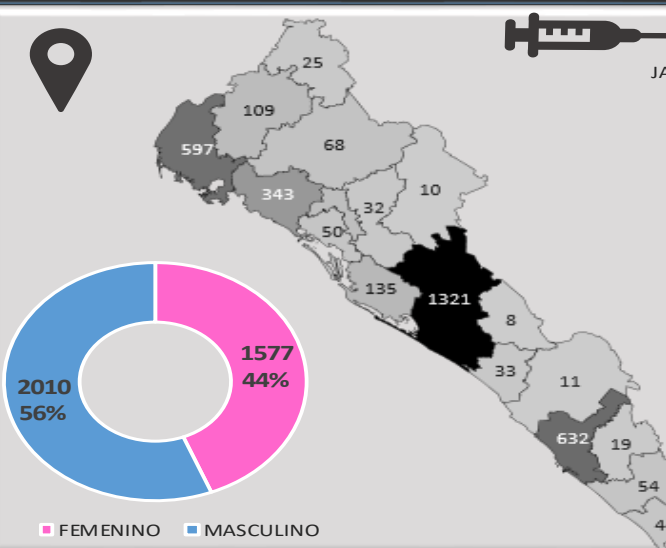
Modalidad de Confirmacion



Prueba Antigeno Covid 19



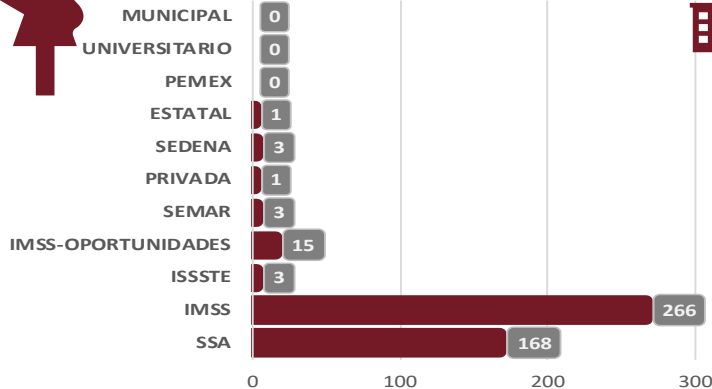
| MUNICIPIO | CASOS |
|------------------|--------------|
| AHOME | 597 |
| ANGOSTURA | 50 |
| BADIRAGUATO | 10 |
| CHOIX | 25 |
| CONCORDIA | 19 |
| COSALA | 8 |
| CULIACAN | 1,321 |
| EL FUERTE | 109 |
| ELOTA | 33 |
| ESCUINAPA | 44 |
| GUASAVE | 343 |
| MAZATLAN | 632 |
| MOCORITO | 32 |
| NAVOLATO | 135 |
| ROSARIO | 54 |
| SALVADOR ALVARAD | 96 |
| SAN IGNACIO | 11 |
| SINALOA | 68 |
| TOTAL | 3,587 |



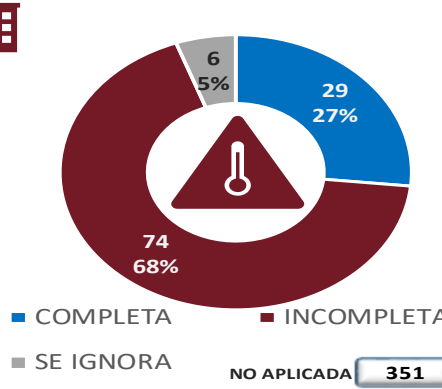
Casos acumulados de embarazadas confirmados a SARS-Cov2 registrados en Plataforma SISVER en Sinaloa, 2021, SEM 37



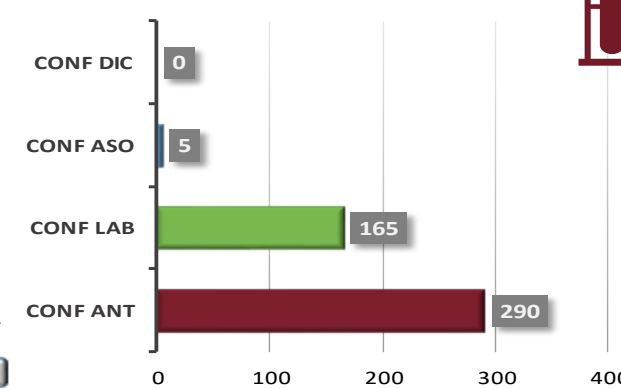
Hospitalizaciones por Institucion



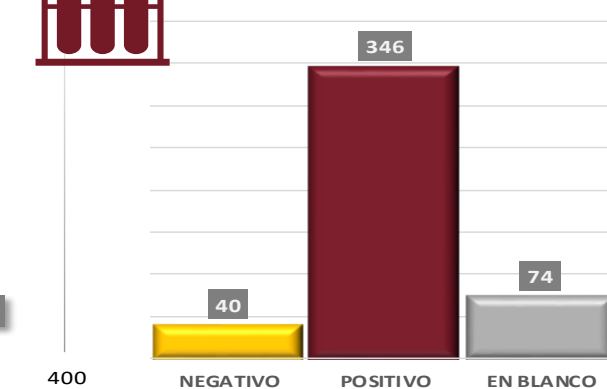
Esquema de Vacunacion



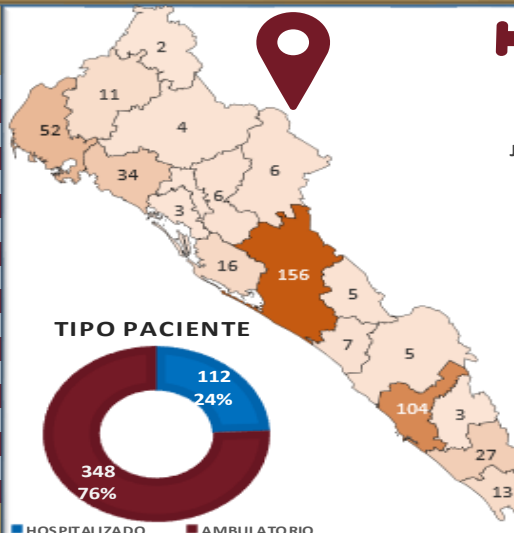
Modalidad de Confirmacion



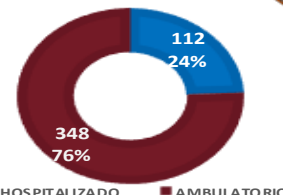
Prueba Antigeno Covid 19



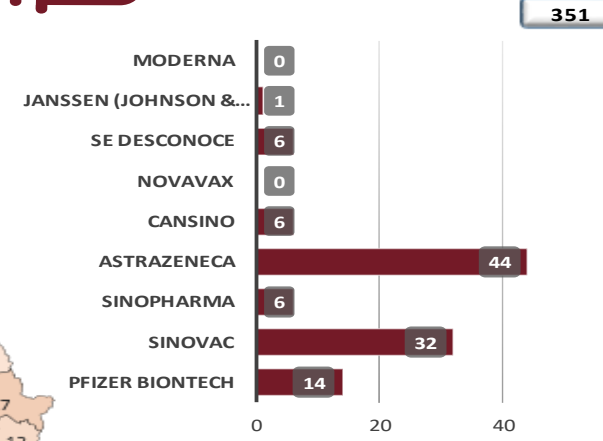
| MUNICIPIO | CASOS |
|------------------|------------|
| AHOME | 52 |
| ANGOSTURA | 3 |
| BADIRAGUATO | 6 |
| CHOIX | 2 |
| CONCORDIA | 3 |
| COSALA | 5 |
| CULIACAN | 156 |
| EL FUERTE | 11 |
| ELOTA | 7 |
| ESCUINAPA | 13 |
| GUASAVE | 34 |
| MAZATLAN | 104 |
| MOCORITO | 6 |
| NAVOLATO | 16 |
| ROSARIO | 27 |
| SALVADOR ALVARAD | 3 |
| SAN IGNACIO | 5 |
| SINALOA | 4 |
| TOTAL | 457 |



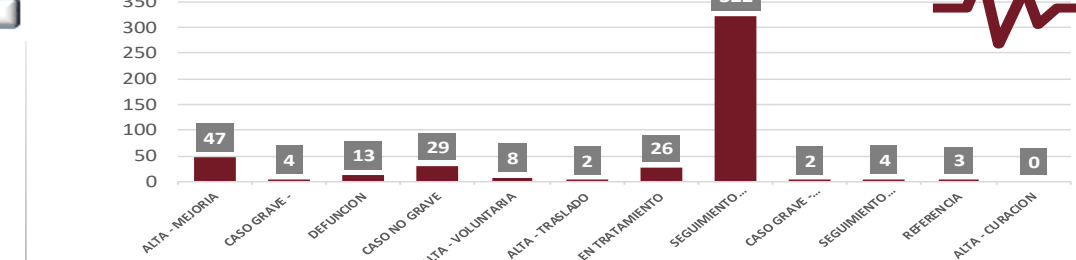
TIPO PACIENTE



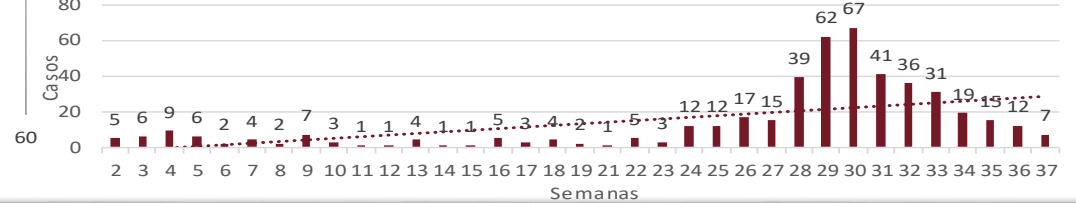
Tipo de Vacuna



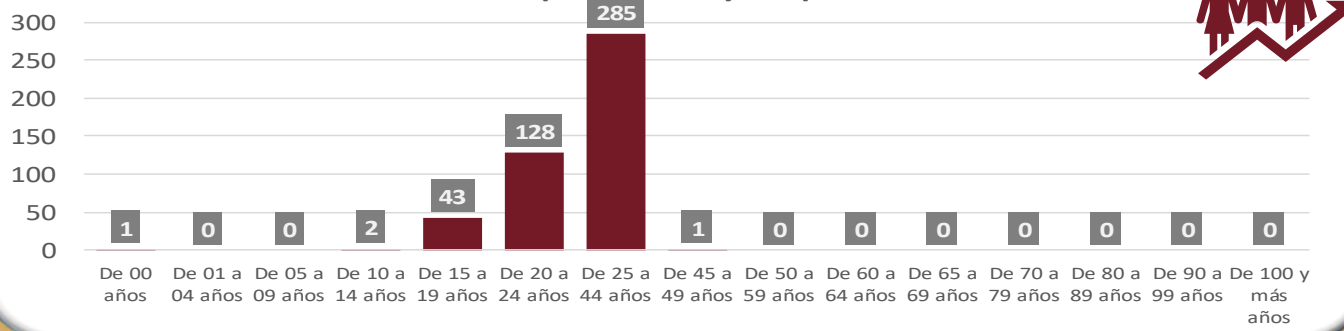
Desglose por Evolucion



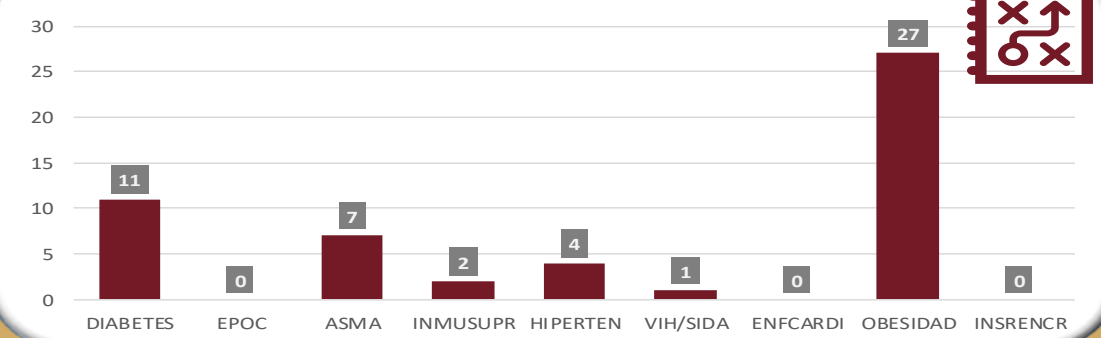
Embarzadas Confirmados por Semana 2021



Distribucion por Genero y Grupo de Edad



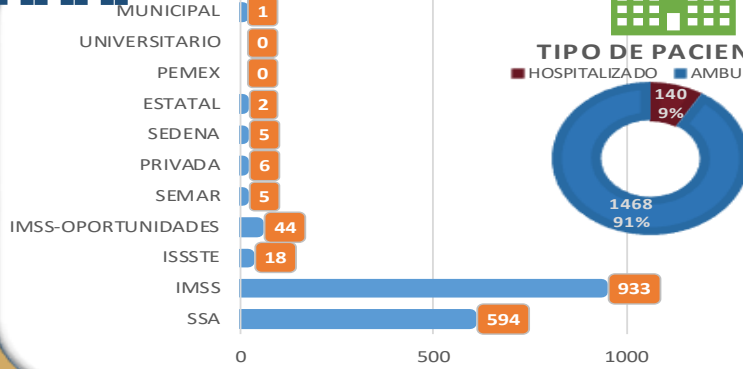
Cuadro de Comorbilidades Detectadas



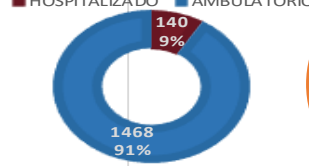
Casos acumulados de Edad Infantil confirmados a SARS-Cov2 registrados en Plataforma SISVER en Sinaloa, 2021, SEM 37



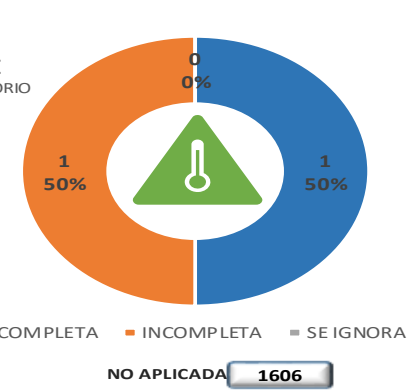
Casos Confirmados por Institucion



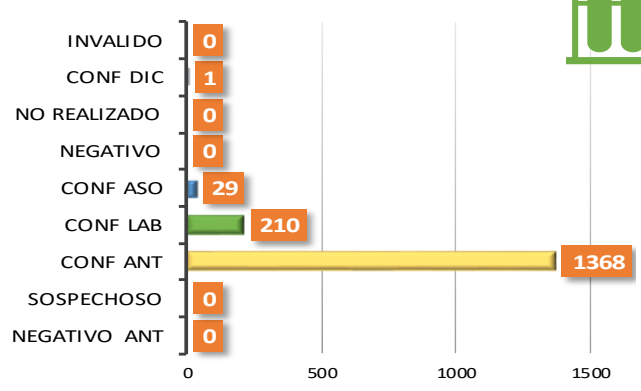
TIPO DE PACIENTE



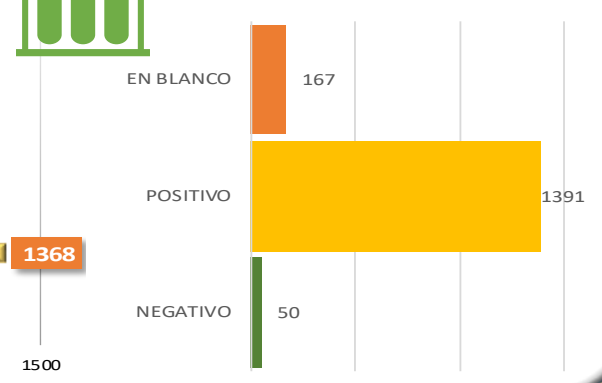
Esquema de Vacunacion



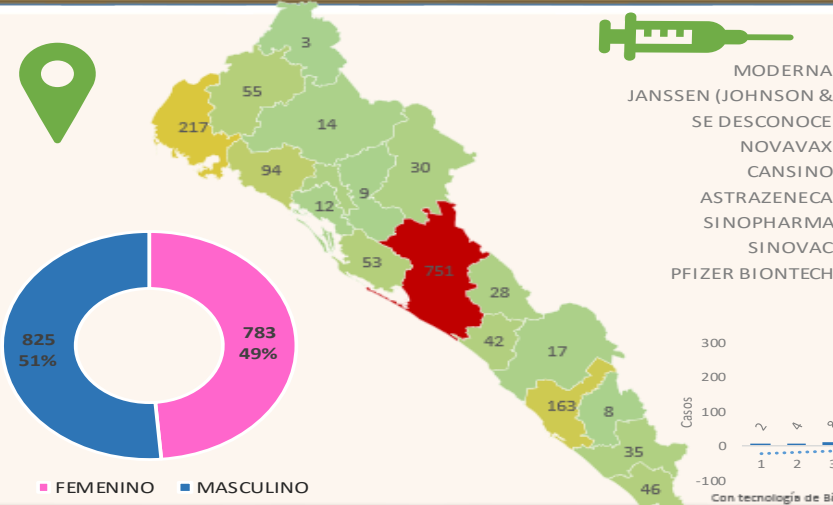
Modalidad de Confirmacion



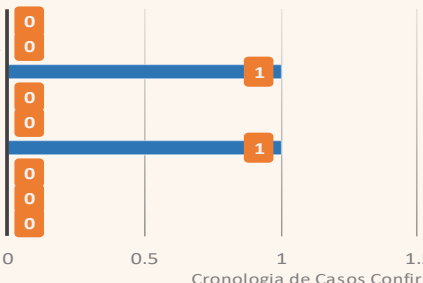
Prueba Antigeno Covid 19



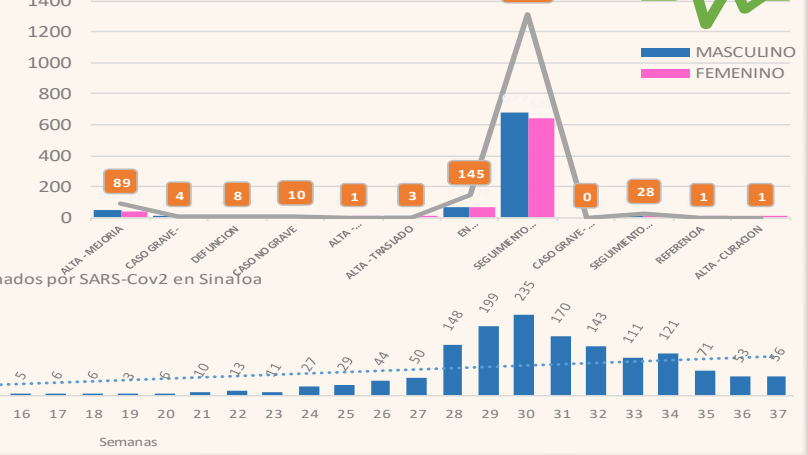
| MUNICIPIO | CASOS |
|------------------|--------------|
| AHOME | 217 |
| ANGOSTURA | 12 |
| BADIRAGUATO | 30 |
| CHOIX | 3 |
| CONCORDIA | 8 |
| COSALA | 28 |
| CULIACAN | 751 |
| EL FUERTE | 55 |
| ELOTA | 42 |
| ESCUINAPA | 46 |
| GUASAVE | 94 |
| MAZATLAN | 163 |
| MOCORITO | 9 |
| NAVOLATO | 53 |
| ROSARIO | 35 |
| SALVADOR ALVARAD | 31 |
| SAN IGNACIO | 17 |
| SINALOA | 14 |
| TOTAL | 1,608 |



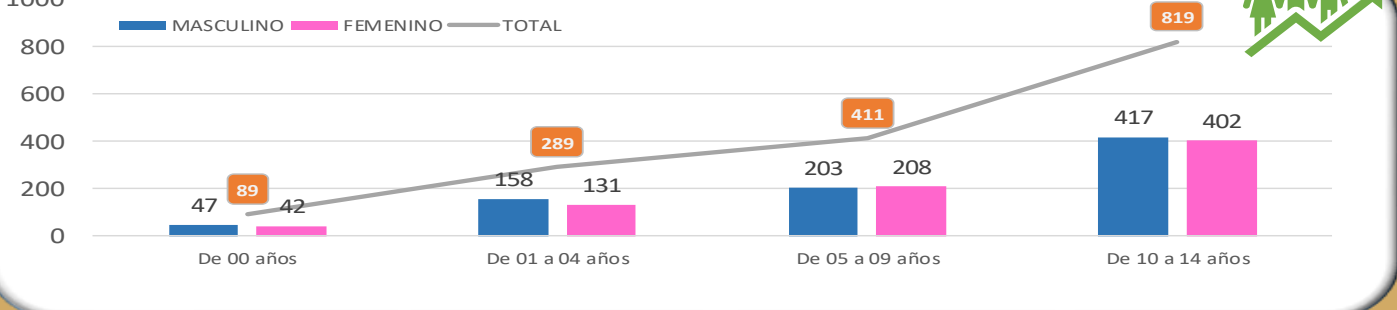
Tipo de Vacuna



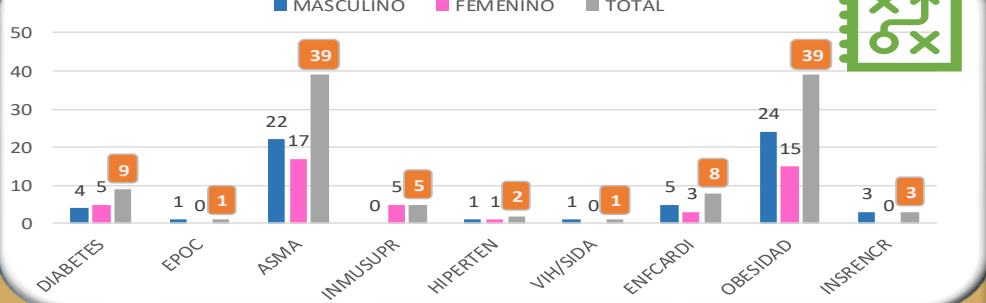
Desglose por Evolucion



Distribucion por Genero y Grupo de Edad



Cuadro de Comorbilidades Detectadas





DIRECCIÓN DE PREVENCIÓN Y PROMOCIÓN DE LA SALUD
SUBDIRECCIÓN DE VIGILANCIA EPIDEMIOLÓGICA

SALUD

SECRETARÍA DE SALUD

