



SERVICIOS DE SALUD DE SINALOA

SUBDIRECCIÓN DE VIGILANCIA EPIDEMIOLÓGICA

COVID-19 SINALOA

Comunicado Técnico Diario

NUEVA
NORMALIDAD

sábado, 12 de diciembre de 2020

SALUD

SECRETARÍA DE SALUD



Dr. José Pablo Güémez Alvarez

Jefe de Depto. De Vigilancia Epidemiologica

Servicios de Salud de Sinaloa

Nota: Este comunicado contiene información preliminar y sus datos pueden variar sin previo aviso, datos presentados disponibles a la fecha y corte especificados.

Fecha Corte: 12/dic/2020

Hora Corte: 12:00 am



SERVICIOS DE SALUD DE SINALOA
SUBDIRECCIÓN DE VIGILANCIA EPIDEMIOLÓGICA

PANORAMA EPIDEMIOLOGICO DE COVID-19 SINALOA

Información diaria

NUEVA
NORMALIDAD

sábado, 12 de diciembre de 2020

SALUD
SECRETARÍA DE SALUD





SERVICIOS DE SALUD DE SINALOA

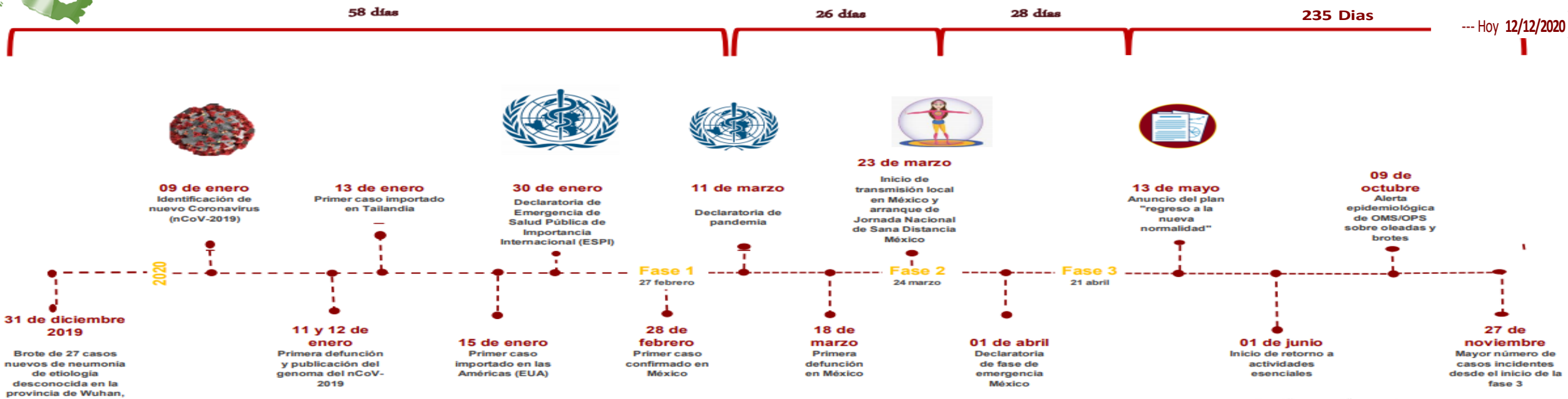
SUBDIRECCIÓN DE VIGILANCIA EPIDEMIOLÓGICA

| Municipios | Notificados en Plataforma | Acumulados al 12/dic/2020 | | RESULTADO FINAL | | | | | | Tasa de Incidencia | Total Activos* | Tasa de Incidencia Activos |
|--------------------|---------------------------|---------------------------|---------------|--------------------|---------------------|--------------|---------------------|--------------|--------------------------|--------------------|----------------|----------------------------|
| | Num.- | Femeninos | Masculinos | RESULTADO NEGATIVO | RESULTADO INFLUENZA | OTROS DX | POSITIVO SARS-CoV-2 | SOSPECHOSOS | DEFUNCION (+) Sars-CoV-2 | | | |
| AHOME | 7,162 | 3,728 | 3,434 | 3,336 | 46 | 316 | 3,279 | 185 | 743 | 685.0 | 54 | 11.3 |
| CHOIX | 173 | 85 | 88 | 80 | 3 | 10 | 76 | 4 | 9 | 209.1 | 3 | 8.3 |
| EL FUERTE | 682 | 338 | 344 | 302 | 3 | 39 | 316 | 22 | 86 | 289.7 | 9 | 8.3 |
| GUASAVE | 7,742 | 4,248 | 3,494 | 2,862 | 9 | 1,376 | 3,324 | 171 | 465 | 1026.2 | 65 | 20.1 |
| SINALOA | 786 | 386 | 400 | 389 | 0 | 47 | 335 | 15 | 49 | 342.9 | 3 | 3.1 |
| ANGOSTURA | 513 | 228 | 285 | 156 | 0 | 32 | 322 | 3 | 82 | 642.2 | 3 | 6.0 |
| MOCORITO | 277 | 129 | 148 | 121 | 0 | 21 | 129 | 6 | 42 | 258.8 | 0 | 0.0 |
| SALVADOR ALVARADO | 1,420 | 727 | 693 | 508 | 1 | 67 | 829 | 15 | 142 | 934.2 | 15 | 16.9 |
| BADIRAGUATO | 363 | 192 | 171 | 175 | 0 | 41 | 142 | 5 | 17 | 450.9 | 1 | 3.2 |
| CULIACÁN | 24,461 | 13,162 | 11,299 | 10,331 | 27 | 3,148 | 10,324 | 631 | 1,420 | 1032.8 | 215 | 21.5 |
| NAVOLATO | 1,672 | 908 | 764 | 730 | 8 | 147 | 747 | 40 | 135 | 503.5 | 23 | 15.5 |
| COSALÁ | 246 | 144 | 102 | 59 | 0 | 116 | 69 | 2 | 4 | 393.6 | 0 | 0.0 |
| ELOTA | 183 | 91 | 92 | 74 | 2 | 43 | 58 | 6 | 13 | 129.8 | 1 | 2.2 |
| SAN IGNACIO | 111 | 54 | 57 | 51 | 0 | 11 | 47 | 2 | 12 | 198.4 | 0 | 0.0 |
| CONCORDIA | 121 | 54 | 67 | 42 | 0 | 19 | 60 | 0 | 21 | 188.5 | 0 | 0.0 |
| ESCUINAPA | 578 | 315 | 263 | 179 | 5 | 62 | 319 | 13 | 67 | 513.4 | 0 | 0.0 |
| MAZATLÁN | 9,349 | 4,905 | 4,444 | 3,577 | 3 | 1,518 | 4,165 | 86 | 625 | 819.6 | 47 | 9.2 |
| ROSARIO | 318 | 149 | 169 | 121 | 1 | 37 | 152 | 7 | 30 | 277.9 | 0 | 0.0 |
| Total | 56,157 | 29,843 | 26,314 | 23,093 | 108 | 7,050 | 24,693 | 1,213 | 3,962 | 782.2 | 439 | 13.9 |
| Otro Estado | 311 | 125 | 186 | 149 | 2 | 27 | 124 | 9 | 22 | | | |

Fuente: Plataforma Nacional SISVER, Preliminar al Corte. Acumulados al 12/dic/2020 Tasa de Incidencia por 100,000 Habitantes. Por Lugar de Residencia.

CASOS ACTIVOS*: Caso Confirmado Positivo con fecha de inicio de síntomas en los últimos 14 días.

Línea del tiempo COVID-2019, México



COVID-19 SINALOYA: Resumen de Casos Confirmados

27 feb - al sábado, 12 de diciembre de 2020

Confirmados acumulados

24,817

Casos Estudiados

56,468

Negativos acumulados

23,242

Casos Confirmados activos*

439

Defunciones

3,984

Nuevos Sospechosos

1,222



347 Dias

[31/12/2019 - 12/12/2020]



FASE 1

27/02/2020

Primer Caso Confirmado COVID-19

NUEVA NORMALIDAD

01/06/2020

3594 Casos Confirmados COVID-19

FASE 2

23/03/2020

4 Casos Confirmados COVID-19

FASE 3

21/04/2020

557 Casos Confirmados COVID-19

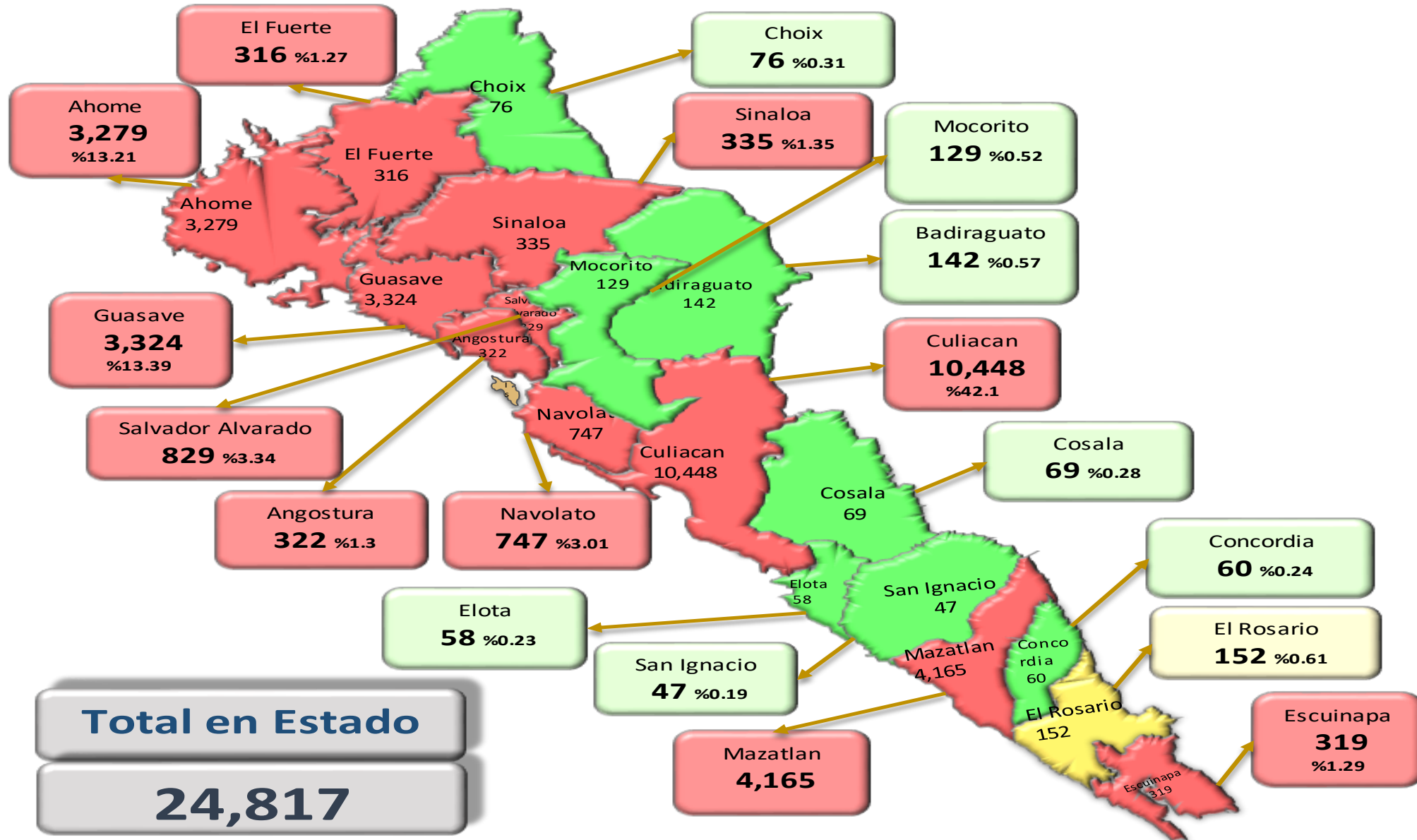
[27/02/2020 - 12/12/2020]



289 Dias

*CASO ACTIVO: Caso confirmado positivo con fecha de inicio de síntomas en los últimos 14 días.

COVID-19 Sinaloa: Mapa de casos confirmados acumulados por municipio de residencia



NUEVA
NORMALIDAD

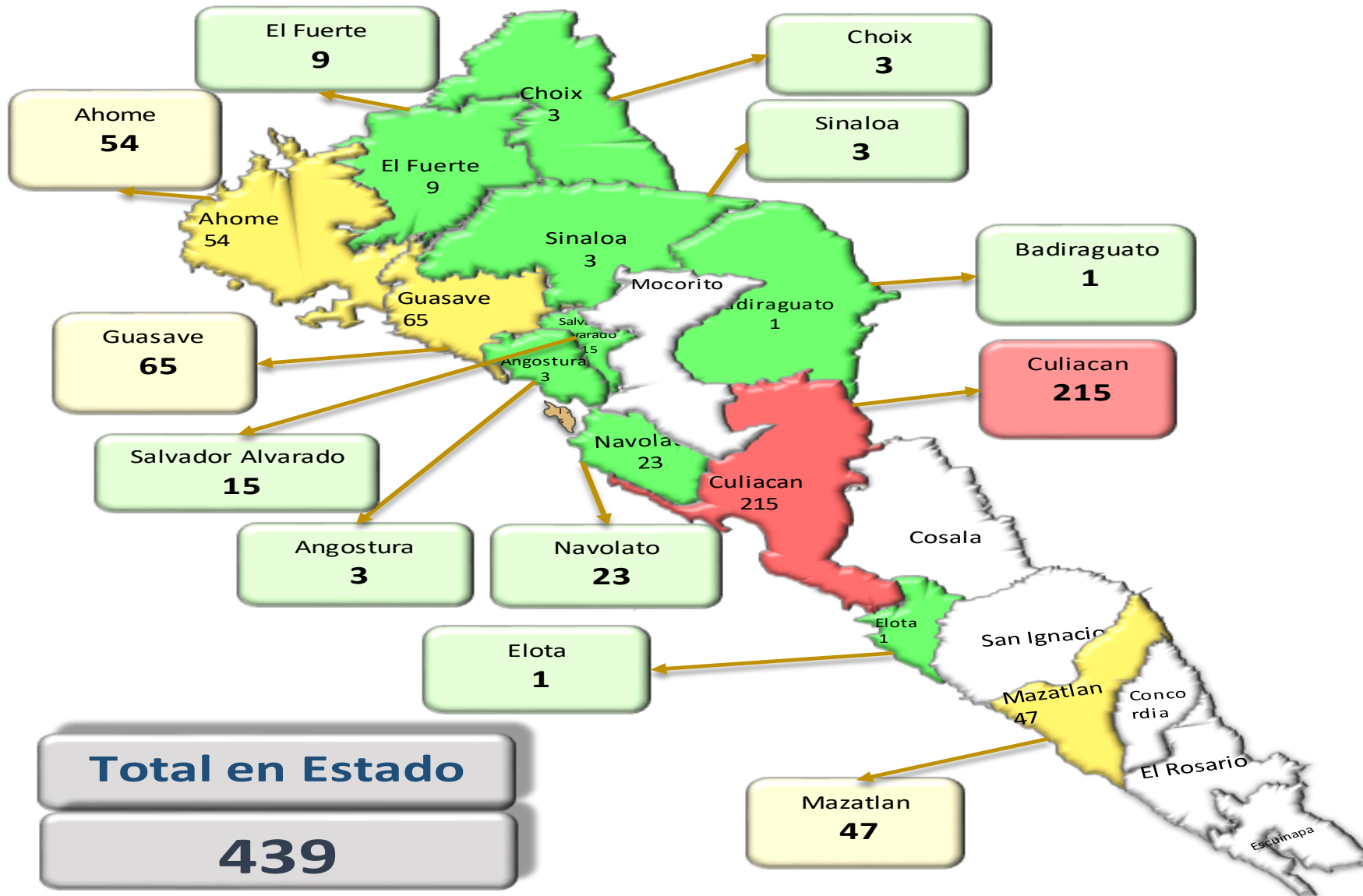
24,817

Confirmados
acumulados



COVID-19 Sinaloa: Mapa de casos confirmados activos por municipio de residencia

CASOS ACTIVOS*: Caso Confirmado Positivo con fecha de inicio de síntomas en los últimos 14 días.



NUEVA NORMALIDAD

439

Confirmados activos



Total en Estado
439

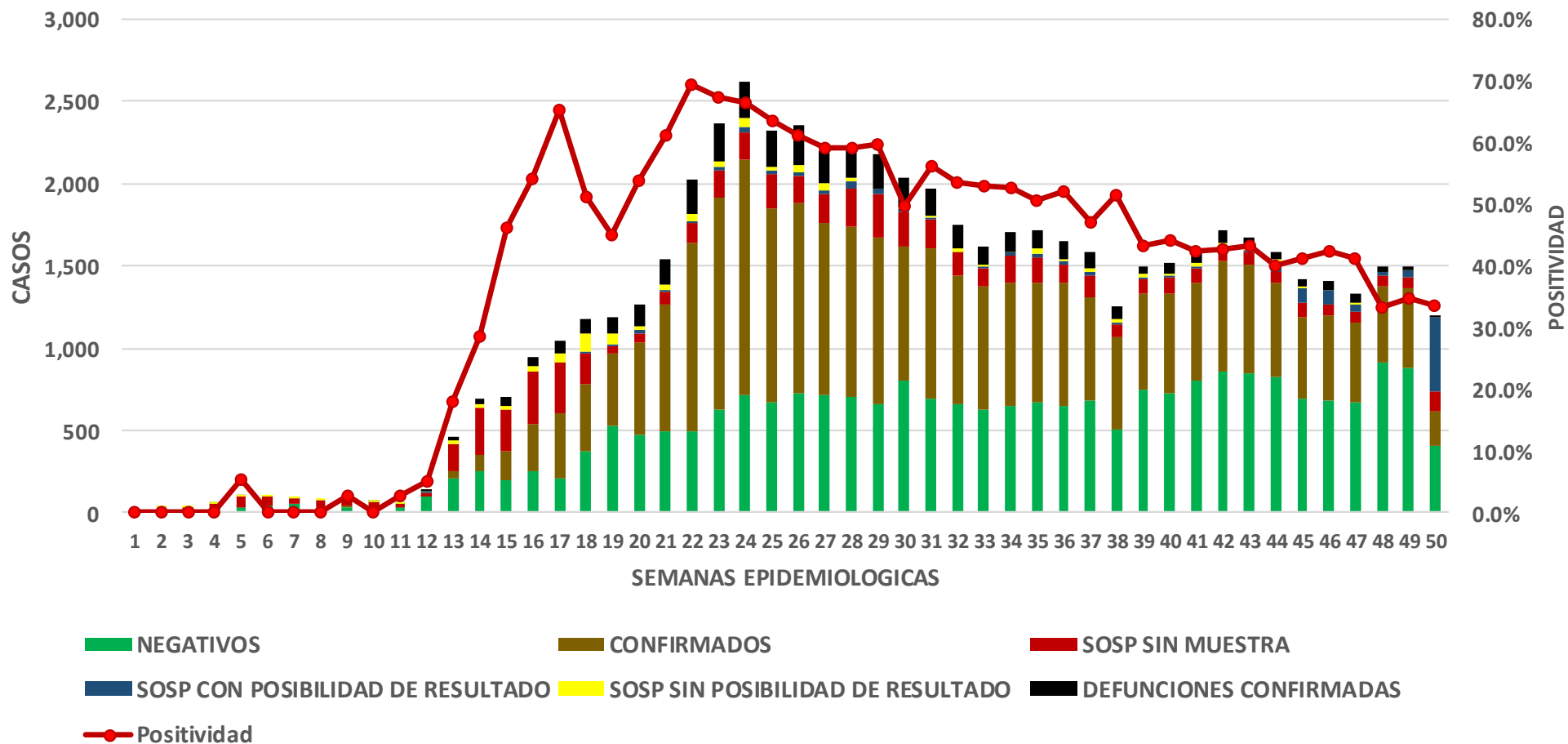
COVID-19 Sinaloa: Casos positivos, sospechosos y negativos

57,236 Personas
Notificadas

33.5% Positividad
Semana 50

**NUEVA
NORMALIDAD**

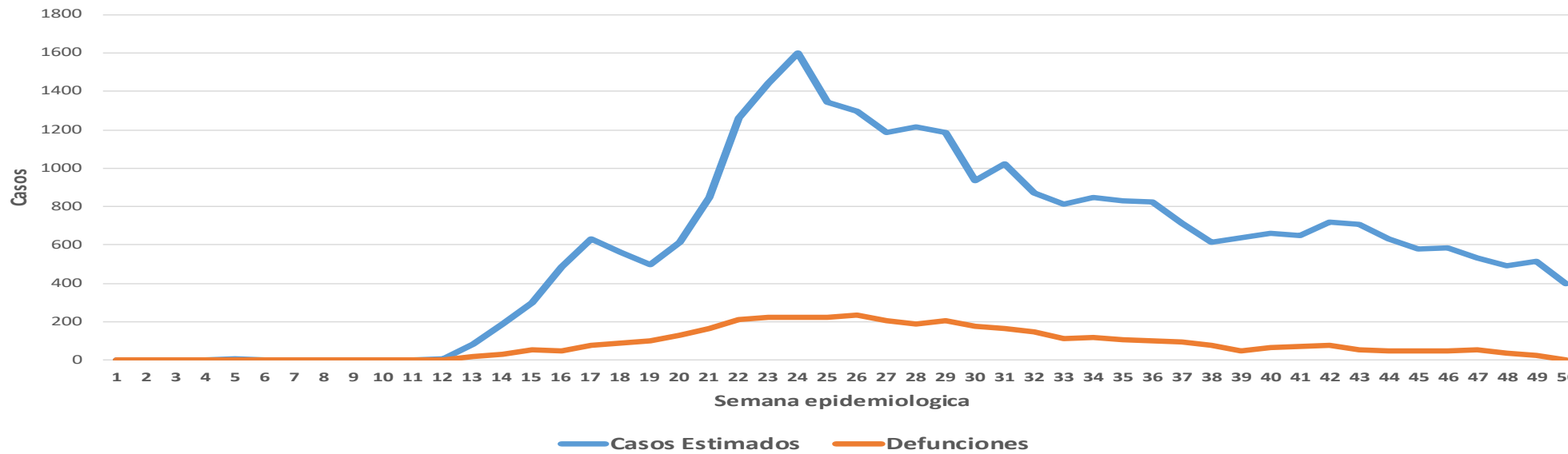
Escenario del Estado de Sinaloa



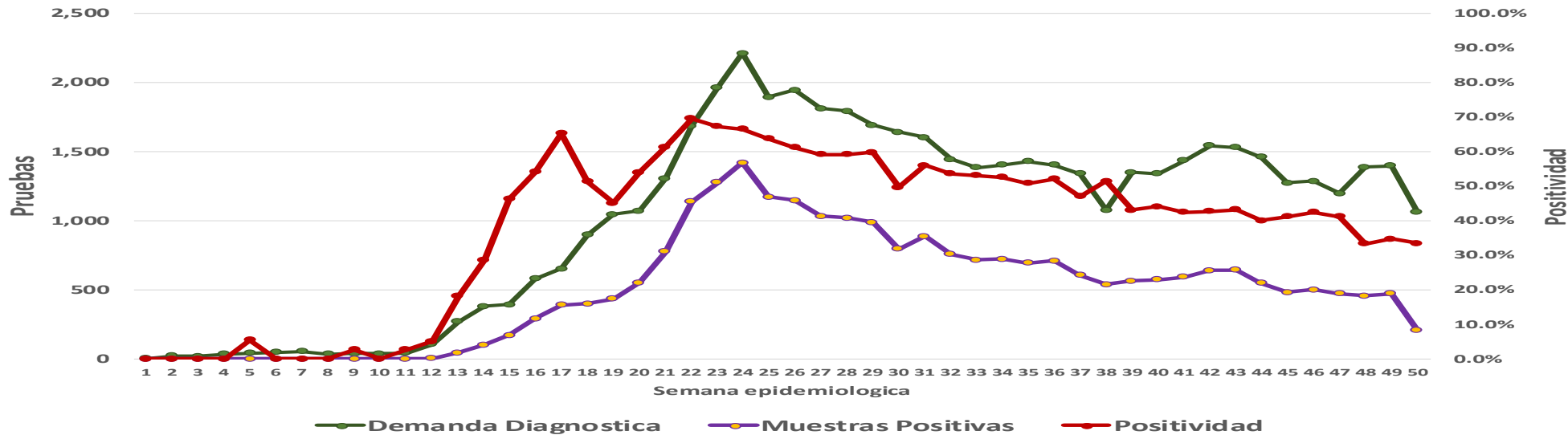
COVID-19 Sinaloa: Casos Estimados, Defunciones, Demanda Diagnostica y Positividad

NUEVA
NORMALIDAD

Casos Estimados y Defunciones del Estado de Sinaloa



Estado de Sinaloa



COVID-19 Sinaloa: Casos Asociados a SARS-CoV-2 Notificados los últimos 7 días.

| CASOS CONFIRMADOS A SARS-CoV-2 SEGÚN MUNICIPIO LOS ULTIMOS 7 DIAS | 12/12/2020 Acum. Hasta el día de hoy | CASOS CONFIRMADOS A SARS-COV-2 LOS <u>ULTIMOS 7 DIAS</u> | | | | | | | Total de Casos Confirmados Ultimos 7 Dias |
|---|--|--|------------|------------|------------|------------|------------|------------|---|
| | | 11/12/2020 | 10/12/2020 | 09/12/2020 | 08/12/2020 | 07/12/2020 | 06/12/2020 | 05/12/2020 | |
| AHOME | 3,312 | 10 | 16 | 21 | 0 | 10 | 25 | 0 | 82 |
| CHOIX | 76 | 0 | 1 | 0 | 0 | 0 | 0 | 0 | 1 |
| EL FUERTE | 318 | 0 | 8 | 2 | 0 | 0 | 0 | 0 | 10 |
| GUASAVE | 3,342 | 15 | 14 | 9 | 8 | 9 | 20 | 0 | 75 |
| SINALOA | 345 | 1 | 1 | 2 | 0 | 0 | 0 | 0 | 4 |
| ANGOSTURA | 325 | 0 | 0 | 0 | 0 | 2 | 1 | 0 | 3 |
| MOCORITO | 130 | 0 | 0 | 1 | 0 | 0 | 0 | 0 | 1 |
| SALVADOR ALVARADO | 833 | 7 | 1 | 3 | 1 | 3 | 1 | 0 | 16 |
| BADIRAGUATO | 143 | 0 | 0 | 0 | 0 | 1 | 0 | 0 | 1 |
| CULIACAN | 10,413 | 11 | 39 | 26 | 33 | 45 | 2 | 11 | 167 |
| NAVOLATO | 752 | 7 | 4 | 0 | 6 | 4 | 0 | 0 | 21 |
| COSALA | 69 | 0 | 0 | 0 | 0 | 0 | 0 | 0 | 0 |
| ELOTA | 60 | 0 | 0 | 1 | 0 | 0 | 0 | 0 | 1 |
| SAN IGNACIO | 48 | 0 | 0 | 0 | 0 | 0 | 0 | 0 | 0 |
| CONCORDIA | 60 | 0 | 1 | 0 | 0 | 0 | 0 | 0 | 1 |
| ESCUINAPA | 322 | 0 | 0 | 0 | 0 | 1 | 0 | 0 | 1 |
| MAZATLAN | 4,205 | 5 | 12 | 17 | 7 | 8 | 8 | 3 | 60 |
| ROSARIO | 155 | 0 | 0 | 0 | 0 | 0 | 0 | 2 | 2 |
| Total Estado | 24,908 | 56 | 97 | 82 | 55 | 83 | 57 | 16 | 446 |

NUEVA
NORMALIDAD



COVID-19 Sinaloa: Casos y Defunciones Asociadas a SARS-CoV-2 Notificadas los últimos 7 días.

**NUEVA
NORMALIDAD**

| CASOS CONFIRMADOS A SARS-CoV-2 SEGÚN JURISDICCION LOS ULTIMOS 7 DIAS | 12/12/2020 Acum. Hasta el día de hoy | CASOS CONFIRMADOS A SARS-COV-2 LOS ULTIMOS 7 DIAS | | | | | | | Total de Casos Confirmados Ultimos 7 Dias |
|---|---|---|------------|------------|------------|------------|------------|------------|---|
| | | 11/12/2020 | 10/12/2020 | 09/12/2020 | 08/12/2020 | 07/12/2020 | 06/12/2020 | 05/12/2020 | |
| Jurisdiccion I, Los Mochis | 3,706 | 10 | 25 | 23 | 0 | 10 | 25 | 0 | 93 |
| Jurisdiccion II, Guasave | 3,687 | 16 | 15 | 11 | 8 | 9 | 20 | 0 | 79 |
| Jurisdiccion III, Guamuchil | 1,288 | 7 | 1 | 4 | 1 | 5 | 2 | 0 | 20 |
| Jurisdiccion IV, Culiacan | 11,308 | 18 | 43 | 26 | 39 | 50 | 2 | 11 | 189 |
| Jurisdiccion V, Elota | 177 | 0 | 0 | 1 | 0 | 0 | 0 | 0 | 1 |
| Jurisdiccion VI, Mazatlan | 4,742 | 5 | 13 | 17 | 7 | 9 | 8 | 5 | 64 |
| Total Estado | 24,908 | 56 | 97 | 82 | 55 | 83 | 57 | 16 | 446 |

| DEFUNCIONES CONFIRMADAS A SARS-CoV-2 POR JURISDICCION LOS ULTIMOS 7 DIAS | 12/12/2020 Acum. Hasta el día de hoy | DEFUNCIONES CONFIRMADOS A SARS-COV-2 LOS ULTIMOS 7 DIAS | | | | | | | Total de Casos Confirmados Ultimos 7 Dias |
|--|---|---|------------|------------|------------|------------|------------|------------|---|
| | | 11/12/2020 | 10/12/2020 | 09/12/2020 | 08/12/2020 | 07/12/2020 | 06/12/2020 | 05/12/2020 | |
| Jurisdiccion I, Los Mochis | 847 | 0 | 4 | 3 | 0 | 1 | 6 | 0 | 14 |
| Jurisdiccion II, Guasave | 516 | 0 | 1 | 3 | 0 | 0 | 2 | 0 | 6 |
| Jurisdiccion III, Guamuchil | 268 | 0 | 0 | 0 | 0 | 0 | 0 | 0 | 0 |
| Jurisdiccion IV, Culiacan | 1,585 | 0 | 0 | 0 | 0 | 1 | 0 | 1 | 2 |
| Jurisdiccion V, Elota | 30 | 0 | 0 | 0 | 0 | 0 | 0 | 0 | 0 |
| Jurisdiccion VI, Mazatlan | 747 | 0 | 2 | 0 | 0 | 0 | 0 | 0 | 2 |
| Total Estado | 3,993 | 0 | 7 | 6 | 0 | 2 | 8 | 1 | 24 |



COVID-19 Sinaloa: Defunciones Confirmadas por Laboratorio a SARS-CoV-2 Notificadas por Municipio últimos 7 días.

| DEFUNCIONES CONFIRMADAS A SARS-CoV-2 SEGÚN MUNICIPIO LOS ÚLTIMOS 7 DIAS | Acum. Hasta el día de hoy | DEFUNCIONES CONFIRMADOS A SARS-COV-2 LOS ULTIMOS 7 DIAS | | | | | | | Total de Casos Confirmados Ultimos 7 Dias |
|---|---------------------------|---|------------|------------|------------|------------|------------|------------|---|
| | | 11/12/2020 | 10/12/2020 | 09/12/2020 | 08/12/2020 | 07/12/2020 | 06/12/2020 | 05/12/2020 | |
| AHOME | 752 | 0 | 3 | 3 | 0 | 1 | 6 | 0 | 13 |
| CHOIX | 9 | 0 | 0 | 0 | 0 | 0 | 0 | 0 | 0 |
| EL FUERTE | 86 | 0 | 1 | 0 | 0 | 0 | 0 | 0 | 1 |
| GUASAVE | 466 | 0 | 1 | 2 | 0 | 0 | 2 | 0 | 5 |
| SINALOA | 50 | 0 | 0 | 1 | 0 | 0 | 0 | 0 | 1 |
| ANGOSTURA | 83 | 0 | 0 | 0 | 0 | 0 | 0 | 0 | 0 |
| MOCORITO | 42 | 0 | 0 | 0 | 0 | 0 | 0 | 0 | 0 |
| SALVADOR ALVARADO | 143 | 0 | 0 | 0 | 0 | 0 | 0 | 0 | 0 |
| BADIRAGUATO | 17 | 0 | 0 | 0 | 0 | 0 | 0 | 0 | 0 |
| CULIACAN | 1,432 | 0 | 0 | 0 | 0 | 1 | 0 | 1 | 2 |
| NAVOLATO | 136 | 0 | 0 | 0 | 0 | 0 | 0 | 0 | 0 |
| COSALA | 4 | 0 | 0 | 0 | 0 | 0 | 0 | 0 | 0 |
| ELOTA | 14 | 0 | 0 | 0 | 0 | 0 | 0 | 0 | 0 |
| SAN IGNACIO | 12 | 0 | 0 | 0 | 0 | 0 | 0 | 0 | 0 |
| CONCORDIA | 21 | 0 | 1 | 0 | 0 | 0 | 0 | 0 | 1 |
| ESCUINAPA | 67 | 0 | 0 | 0 | 0 | 0 | 0 | 0 | 0 |
| MAZATLAN | 629 | 0 | 1 | 0 | 0 | 0 | 0 | 0 | 1 |
| ROSARIO | 30 | 0 | 0 | 0 | 0 | 0 | 0 | 0 | 0 |
| Total Estado | 3,993 | 0 | 7 | 6 | 0 | 2 | 8 | 1 | 24 |

NUEVA NORMALIDAD

84

Defunciones últimos 14 días



COVID-19 Sinaloa: Defunciones Confirmadas por Laboratorio, Asociación o Dictaminación a SARS-CoV-2 Notificadas por Municipio.

NUEVA
NORMALIDAD

COVID-19, SINALOA: DEFUNCIONES POR ASOCIACION Y DICTAMINACION CLINICA EPIDEMIOLOGICA

| CLASIFICACION FINAL DEFUNCIONES | Informacion hasta: 12/12/2020 | | | TOTAL FINAL |
|------------------------------------|-------------------------------|------------|--------------|--------------|
| | TOMA DE MUESTRA | | TOTAL | |
| | SI | NO | | |
| CONFIRMADO POR LABORATORIO | 3984 | 0 | 3,984 | 4,088 |
| CONFIRMADO POR ASOCIACIÓN | 14 | 41 | 55 | |
| CONFIRMADO POR DICTAMINACIÓN | 6 | 43 | 49 | |
| INVALIDO | 4 | 0 | 4 | 621 |
| NO REALIZADO | 100 | 0 | 100 | |
| SOSPECHOSO | 43 | 474 | 517 | |
| NEGATIVO | 1144 | 0 | 1,144 | 1,144 |
| TOTAL GENERAL | 5,295 | 558 | 5,853 | 5,853 |

84

Defunciones
últimos 14 días



COVID-19 Sinaloa: Casos y Defunciones en Embarazadas y Menores de 18 años

| EMBARAZADAS CON SARS-COV2 | Casos | Defunciones |
|--|------------|-------------|
| SSA | 101 | 3 |
| IMSS | 96 | 1 |
| IMSS-OPORTUNIDADES | 10 | 0 |
| SEDENA | 7 | 0 |
| ISSSTE | 7 | 0 |
| SEMAR | 4 | 0 |
| MUNICIPAL | 2 | 0 |
| HOSPITAL MARGARITA MAZA DE JUAREZ | 2 | 0 |
| ESTATAL | 4 | 0 |
| HOSPITAL CIVIL DE CULIACAN | 4 | 0 |
| PRIVADA | 1 | 1 |
| CLINICA HOSPITAL CULIACAN S. A. DE C. V. | 0 | 0 |
| HOSPITAL MARINA MAZATLAN | 0 | 0 |
| HOSPITAL ANGELES CULIACAN | 0 | 0 |
| MEDICA DE LA CIUDAD | 1 | 1 |
| Total | 232 | 5 |

| MENORES DE 18 AÑOS POSITIVOS A SARS-CoV-2 | Casos | Defunciones |
|---|------------|-------------|
| SSA | 389 | 5 |
| IMSS | 108 | 7 |
| IMSS-OPORTUNIDADES | 6 | 1 |
| SEDENA | 0 | 0 |
| ISSSTE | 15 | 1 |
| SEMAR | 4 | 0 |
| MUNICIPAL | 2 | 0 |
| HOSPITAL MARGARITA MAZA DE JUAREZ | 2 | 0 |
| ESTATAL | 19 | 0 |
| HOSPITAL CIVIL DE CULIACAN | 18 | 0 |
| PRIVADA | 8 | 0 |
| CLINICA HOSPITAL CULIACAN S. A. DE C. V. | 0 | 0 |
| HOSPITAL MARINA MAZATLAN | 0 | 0 |
| HOSPITAL ANGELES CULIACAN | 5 | 0 |
| MEDICA DE LA CIUDAD | 1 | 0 |
| Total | 551 | 14 |

NUEVA
NORMALIDAD



COVID-19 Sinaloa:

Casos confirmados en personal de la salud por Municipio



NUEVA NORMALIDAD

| SARS-CoV-2 POR INSTITUCION Y PERSONAL DE LA SALUD | MEDICOS | ENFERMERAS | OTROS TRABAJADORES DE LA SALUD | LABORATORISTAS | DENTISTAS | TOTAL |
|---|--------------|--------------|--------------------------------|----------------|-----------|--------------|
| SSA | 523 | 648 | 485 | 36 | 40 | 1,732 |
| IMSS | 553 | 1,061 | 737 | 55 | 11 | 2,417 |
| IMSS-OPORTUNIDADES | 36 | 31 | 22 | 2 | 1 | 92 |
| SEDENA | 3 | 4 | 6 | 1 | 0 | 14 |
| ISSSTE | 98 | 217 | 79 | 13 | 4 | 411 |
| SEMAR | 7 | 18 | 5 | 2 | 2 | 34 |
| MUNICIPAL | 13 | 11 | 12 | 0 | 0 | 36 |
| HOSPITAL MARGARITA MAZA DE JUAREZ | 13 | 11 | 12 | 0 | 0 | 36 |
| ESTATAL | 64 | 44 | 24 | 2 | 0 | 134 |
| HOSPITAL CIVIL DE CULIACAN | 64 | 44 | 24 | 2 | 0 | 134 |
| PRIVADA | 36 | 21 | 14 | 5 | 0 | 76 |
| CLINICA HOSPITAL CULIACAN S. A. DE C. V. | 1 | 0 | 0 | 0 | 0 | 1 |
| HOSPITAL MARINA MAZATLAN | 5 | 12 | 12 | 4 | 0 | 33 |
| HOSPITAL ANGELES CULIACAN | 5 | 1 | 1 | 0 | 0 | 7 |
| MEDICA DE LA CIUDAD | 4 | 1 | 0 | 0 | 0 | 5 |
| Total | 1,333 | 2,055 | 1,384 | 116 | 58 | 4,946 |

| SARS-CoV-2 POR INSTITUCION Y PERSONAL DE LA SALUD | MEDICOS | ENFERMERAS | OTROS TRABAJADORES DE LA SALUD | LABORATORISTAS | DENTISTAS | TOTAL |
|---|---------------|---------------|--------------------------------|----------------|---------------|---------------|
| SSA | 39.2% | 31.5% | 35.0% | 31.0% | 69.0% | 35.0% |
| IMSS | 41.5% | 51.6% | 53.3% | 47.4% | 19.0% | 48.9% |
| IMSS-OPORTUNIDADES | 2.7% | 1.5% | 1.6% | 1.7% | 1.7% | 1.9% |
| SEDENA | 0.2% | 0.2% | 0.4% | 0.9% | 0.0% | 0.3% |
| ISSSTE | 7.4% | 10.6% | 5.7% | 11.2% | 6.9% | 8.3% |
| SEMAR | 0.5% | 0.9% | 0.4% | 1.7% | 3.4% | 0.7% |
| MUNICIPAL | 1.0% | 0.5% | 0.9% | 0.0% | 0.0% | 0.7% |
| HOSPITAL MARGARITA MAZA DE JUAREZ | 1.0% | 0.5% | 0.9% | 0.0% | 0.0% | 0.7% |
| ESTATAL | 4.8% | 2.1% | 1.7% | 1.7% | 0.0% | 2.7% |
| HOSPITAL CIVIL DE CULIACAN | 4.8% | 2.1% | 1.7% | 1.7% | 0.0% | 2.7% |
| PRIVADA | 2.7% | 1.0% | 1.0% | 4.3% | 0.0% | 1.5% |
| CLINICA HOSPITAL CULIACAN S. A. DE C. V. | 0.1% | 0.0% | 0.0% | 0.0% | 0.0% | 0.0% |
| HOSPITAL MARINA MAZATLAN | 0.4% | 0.6% | 0.9% | 3.4% | 0.0% | 0.7% |
| HOSPITAL ANGELES CULIACAN | 0.4% | 0.0% | 0.1% | 0.0% | 0.0% | 0.1% |
| MEDICA DE LA CIUDAD | 0.3% | 0.0% | 0.0% | 0.0% | 0.0% | 0.1% |
| Total | 100.0% | 100.0% | 100.0% | 100.0% | 100.0% | 100.0% |

| CONFIRMADOS DEL AREA DE LA SALUD | Hasta el día de Hoy | DEFUNCION |
|----------------------------------|---------------------|-----------|
| MEDICOS | 1,333 | 35 |
| ENFERMERAS | 2,055 | 10 |
| OTROS TRABAJADORES DE LA SALUD | 1,384 | 14 |
| LABORATORISTAS | 116 | 1 |
| DENTISTAS | 58 | 1 |
| Total | 4,946 | 61 |





SERVICIOS DE SALUD DE SINALOA

SUBDIRECCIÓN DE VIGILANCIA EPIDEMIOLÓGICA

Situación de la OCUPACION HOSPITALARIA en los Municipios

| Municipios | CAMAS COVID | Casos Acumulados | Defunciones Acumuladas | Hospitalizados Según Plataforma SISVER | PORCENTAJE DE OCUPACION HOSPITALARIA -SINALOA- | | | | | | | | | | | | | | | | | | | | | | | | | | | |
|-------------------|-------------|------------------|------------------------|--|--|------------|------------|------------|------------|------------|------------|------------|------------|------------|------------|------------|------------|------------|------------|------------|------------|------------|------------|------------|------------|------------|-----------|--|--|--|--|--|
| | | | | | 20-nov-20 | 21-nov-20 | 22-nov-20 | 23-nov-20 | 24-nov-20 | 25-nov-20 | 26-nov-20 | 27-nov-20 | 28-nov-20 | 29-nov-20 | 30-nov-20 | 01-dic-20 | 02-dic-20 | 03-dic-20 | 04-dic-20 | 05-dic-20 | 06-dic-20 | 07-dic-20 | 08-dic-20 | 09-dic-20 | 10-dic-20 | 11-dic-20 | 12-dic-20 | | | | | |
| AHOME | 194 | 3,315 | 746 | 1,356 | 19% | 22% | 22% | 22% | 16% | 16% | 18% | 20% | 20% | 20% | 20% | 19% | 21% | 21% | 19% | 19% | 19% | 19% | 23% | 26% | 25% | 25% | | | | | | |
| CHOIX | 3 | 76 | 9 | 24 | 0% | 0% | 0% | 0% | 0% | 0% | 0% | 0% | 0% | 0% | 0% | 0% | 0% | 0% | 0% | 0% | 0% | 0% | 0% | 0% | 0% | 0% | 0% | | | | | |
| EL FUERTE | 10 | 318 | 86 | 162 | 0% | 0% | 0% | 0% | 0% | 0% | 0% | 0% | 0% | 0% | 0% | 0% | 0% | 0% | 0% | 0% | 0% | 0% | 0% | 0% | 0% | 0% | 0% | | | | | |
| GUASAVE | 180 | 3,345 | 466 | 950 | 11% | 13% | 13% | 13% | 14% | 14% | 12% | 11% | 12% | 12% | 12% | 12% | 12% | 12% | 10% | 10% | 10% | 10% | 13% | 12% | 13% | 13% | | | | | | |
| SINALOA | 3 | 346 | 49 | 99 | 0% | 0% | 0% | 0% | 0% | 0% | 0% | 0% | 0% | 0% | 0% | 0% | 0% | 0% | 0% | 0% | 0% | 0% | 0% | 0% | 0% | 0% | 0% | | | | | |
| ANGOSTURA | 3 | 327 | 82 | 188 | 0% | 0% | 0% | 0% | 0% | 0% | 0% | 0% | 0% | 0% | 0% | 0% | 0% | 0% | 0% | 0% | 0% | 0% | 0% | 0% | 0% | 0% | 0% | | | | | |
| MOCORITO | 3 | 131 | 42 | 83 | 0% | 0% | 0% | 0% | 0% | 0% | 0% | 0% | 0% | 0% | 0% | 0% | 0% | 0% | 0% | 0% | 0% | 0% | 0% | 0% | 0% | 0% | 0% | | | | | |
| SALVADOR ALVARADO | 64 | 833 | 142 | 362 | 14% | 17% | 17% | 17% | 17% | 19% | 16% | 6% | 6% | 6% | 6% | 6% | 8% | 8% | 11% | 11% | 11% | 11% | 8% | 6% | 6% | 6% | | | | | | |
| BADIRAGUATO | 3 | 143 | 17 | 28 | 0% | 0% | 0% | 0% | 0% | 0% | 0% | 0% | 0% | 0% | 0% | 0% | 0% | 0% | 0% | 0% | 0% | 0% | 0% | 0% | 0% | 0% | 0% | | | | | |
| CULIACAN | 519 | 10,516 | 1426 | 2,836 | 31% | 35% | 35% | 35% | 31% | 31% | 32% | 32% | 32% | 32% | 32% | 32% | 33% | 33% | 29% | 29% | 29% | 29% | 24% | 24% | 25% | 25% | | | | | | |
| NAVOLATO | 15 | 756 | 135 | 258 | 0% | 0% | 0% | 0% | 0% | 0% | 0% | 0% | 0% | 0% | 0% | 0% | 0% | 0% | 0% | 0% | 0% | 0% | 0% | 0% | 0% | 0% | 0% | | | | | |
| COSALA | 3 | 69 | 4 | 11 | 0% | 0% | 0% | 0% | 0% | 0% | 0% | 0% | 0% | 0% | 0% | 0% | 0% | 0% | 0% | 0% | 0% | 0% | 0% | 0% | 0% | 0% | 0% | | | | | |
| ELOTA | 15 | 60 | 13 | 36 | 0% | 0% | 0% | 0% | 0% | 0% | 0% | 0% | 0% | 0% | 0% | 0% | 0% | 0% | 0% | 0% | 0% | 0% | 0% | 0% | 0% | 0% | 0% | | | | | |
| SAN IGNACIO | 3 | 48 | 12 | 20 | 0% | 0% | 0% | 0% | 0% | 0% | 0% | 0% | 0% | 0% | 0% | 0% | 0% | 0% | 0% | 0% | 0% | 0% | 0% | 0% | 0% | 0% | 0% | | | | | |
| CONCORDIA | 3 | 60 | 21 | 31 | 0% | 0% | 0% | 0% | 0% | 0% | 0% | 0% | 0% | 0% | 0% | 0% | 0% | 0% | 0% | 0% | 0% | 0% | 0% | 0% | 0% | 0% | 0% | | | | | |
| ESCUINAPA | 80 | 322 | 67 | 144 | 4% | 4% | 4% | 4% | 1% | 1% | 1% | 0% | 1% | 1% | 1% | 1% | 1% | 1% | 1% | 1% | 1% | 1% | 1% | 1% | 1% | 3% | 3% | | | | | |
| MAZATLAN | 313 | 4,210 | 625 | 1,416 | 19% | 19% | 19% | 19% | 22% | 21% | 21% | 19% | 20% | 20% | 20% | 20% | 20% | 19% | 18% | 18% | 18% | 18% | 15% | 15% | 16% | 16% | | | | | | |
| ROSARIO | 3 | 155 | 30 | 69 | 0% | 0% | 0% | 0% | 0% | 0% | 0% | 0% | 0% | 0% | 0% | 0% | 0% | 0% | 0% | 0% | 0% | 0% | 0% | 0% | 0% | 0% | 0% | | | | | |
| Total | 1417 | 25,030 | 3972 | 8,073 | 21% | 23% | 23% | 23% | 21% | 21% | 21% | 21% | 21% | 21% | 21% | 21% | 21% | 21% | 19% | 19% | 19% | 19% | 18% | 18% | 18% | 18% | | | | | | |

COVID-19 Sinaloa: Tabla de Tasas de Letalidad, Mortalidad y Morbilidad



| Municipio | Poblacion 2020 | Defunciones Acumuladas a la | | | Casos confirmados Acumulados a la | | | Tasa letalidad X 100 (D/G)*100 | Lugar Letalidad | Tasa de mortalidad (D/B por 100,000 | Lugar Mortalidad | Tasa de morbilidad (G/B por 100,000 | Lugar Morbilidad | Casos activos Ultimos 14 dias |
|----------------------|------------------|-----------------------------|----------------|-----------|-----------------------------------|----------------|------------|--------------------------------|-----------------|-------------------------------------|------------------|-------------------------------------|------------------|-------------------------------|
| | | SEM EPI NUM-48 | SEM EPI NUM-49 | Aumento | SEM EPI NUM-48 | SEM EPI NUM-49 | Aumento | | | | | | | |
| AHOME | 478,702 | 724 | 739 | 15 | 3153 | 3208 | 55 | 23.04 | 6 | 154.38 | 3 | 670.15 | 5 | 54 |
| CHOIX | 36,345 | 8 | 9 | 1 | 71 | 75 | 4 | 12.00 | 16 | 24.76 | 17 | 206.36 | 15 | 3 |
| EL FUERTE | 109,067 | 83 | 85 | 2 | 302 | 306 | 4 | 27.78 | 3 | 77.93 | 10 | 280.56 | 12 | 9 |
| GUASAVE | 323,928 | 456 | 460 | 4 | 3213 | 3253 | 40 | 14.14 | 14 | 142.01 | 4 | 1004.23 | 2 | 65 |
| SINALOA | 97,695 | 48 | 48 | 0 | 329 | 331 | 2 | 14.50 | 13 | 49.13 | 15 | 338.81 | 11 | 3 |
| ANGOSTURA | 50,140 | 81 | 82 | 1 | 318 | 320 | 2 | 25.63 | 4 | 163.54 | 1 | 638.21 | 6 | 3 |
| MOCORITO | 49,852 | 41 | 42 | 1 | 127 | 129 | 2 | 32.56 | 2 | 84.25 | 9 | 258.76 | 14 | 0 |
| SALVADOR ALVARADO | 88,736 | 141 | 141 | 0 | 807 | 811 | 4 | 17.39 | 11 | 158.90 | 2 | 913.95 | 3 | 15 |
| BADIRAGUATO | 31,493 | 17 | 17 | 0 | 142 | 142 | 0 | 11.97 | 17 | 53.98 | 13 | 450.89 | 9 | 1 |
| CULIACAN | 999,591 | 1408 | 1419 | 11 | 9986 | 10219 | 233 | 13.89 | 15 | 141.96 | 5 | 1022.32 | 1 | 215 |
| NAVOLATO | 148,357 | 133 | 134 | 1 | 716 | 725 | 9 | 18.48 | 10 | 90.32 | 8 | 488.69 | 8 | 23 |
| COSALA | 17,530 | 4 | 4 | 0 | 69 | 69 | 0 | 5.80 | 18 | 22.82 | 18 | 393.61 | 10 | 0 |
| ELOTA | 44,674 | 13 | 13 | 0 | 57 | 57 | 0 | 22.81 | 7 | 29.10 | 16 | 127.59 | 18 | 1 |
| SAN IGNACIO | 23,690 | 12 | 12 | 0 | 47 | 47 | 0 | 25.53 | 5 | 50.65 | 14 | 198.39 | 16 | 0 |
| CONCORDIA | 31,830 | 21 | 21 | 0 | 59 | 59 | 0 | 35.59 | 1 | 65.97 | 11 | 185.36 | 17 | 0 |
| ESCUINAPA | 62,140 | 67 | 67 | 0 | 317 | 318 | 1 | 21.07 | 8 | 107.82 | 7 | 511.75 | 7 | 0 |
| MAZATLAN | 508,203 | 608 | 620 | 12 | 4044 | 4111 | 67 | 15.08 | 12 | 122.00 | 6 | 808.93 | 4 | 47 |
| ROSARIO | 54,700 | 30 | 30 | 0 | 148 | 153 | 5 | 19.61 | 9 | 54.84 | 12 | 279.71 | 13 | 0 |
| TOTAL SINALOA | 3,156,674 | 3895 | 3943 | 48 | 23905 | 24,333 | 428 | 16.20 | | 124.91 | | 770.84 | | 439 |

NUEVA NORMALIDAD

Tasa de Mortalidad
124.9
por 100 mil habt.

Tasa de Letalidad
16.2
por 100 habt.



COVID-19 Sinaloa: Tabla de Positividad e índice de pruebas por Municipio

| Municipio | Poblacion 2020 | SOSPECHOSOS | NEGATIVOS | CASOS CONFIRMADOS | PRUEBAS REALIZADAS Acumuladas a la | | | INDICE DE POSITIVIDAD | Lugar de Indice de POSITIVIDAD | INDICE DE PRUEBAS POR 100,000 | Lugar INDICE DE PRUEBAS |
|----------------------|------------------|---------------|---------------|-------------------|------------------------------------|----------------|--------------|-----------------------|--------------------------------|-------------------------------|-------------------------|
| | | | | | SEM EPI NUM-48 | SEM EPI NUM-49 | Aumento | | | | |
| AHOME | 478,702 | 7288 | 3381 | 3296 | 6577 | 6780 | 203 | 48.61 | 13 | 1416.33 | 5 |
| CHOIX | 36,345 | 174 | 81 | 76 | 151 | 159 | 8 | 47.80 | 14 | 437.48 | 15 |
| EL FUERTE | 109,067 | 686 | 305 | 316 | 621 | 631 | 10 | 50.08 | 11 | 578.54 | 12 |
| GUASAVE | 323,928 | 7844 | 2883 | 3331 | 6100 | 6270 | 170 | 53.13 | 7 | 1935.61 | 2 |
| SINALOA | 97,695 | 795 | 390 | 336 | 714 | 735 | 21 | 45.71 | 16 | 752.34 | 10 |
| ANGOSTURA | 50,140 | 517 | 156 | 325 | 479 | 483 | 4 | 67.29 | 1 | 963.31 | 8 |
| MOCORITO | 49,852 | 285 | 127 | 131 | 253 | 253 | 0 | 51.78 | 9 | 507.50 | 14 |
| SALVADOR ALVARADO | 88,736 | 1422 | 510 | 829 | 1314 | 1337 | 23 | 62.00 | 2 | 1506.72 | 4 |
| BADIRAGUATO | 31,493 | 366 | 177 | 143 | 315 | 324 | 9 | 44.14 | 17 | 1028.80 | 6 |
| CULIACAN | 999,591 | 24949 | 10522 | 10483 | 20410 | 21143 | 733 | 49.58 | 12 | 2115.16 | 1 |
| NAVOLATO | 148,357 | 1693 | 741 | 754 | 1442 | 1488 | 46 | 50.67 | 10 | 1002.99 | 7 |
| COSALA | 17,530 | 246 | 59 | 69 | 129 | 131 | 2 | 52.67 | 8 | 747.29 | 11 |
| ELOTA | 44,674 | 188 | 76 | 58 | 140 | 144 | 4 | 40.28 | 18 | 322.34 | 18 |
| SAN IGNACIO | 23,690 | 114 | 52 | 47 | 99 | 100 | 1 | 47.00 | 15 | 422.12 | 16 |
| CONCORDIA | 31,830 | 121 | 42 | 60 | 103 | 103 | 0 | 58.25 | 4 | 323.59 | 17 |
| ESCUINAPA | 62,140 | 598 | 187 | 319 | 520 | 525 | 5 | 60.76 | 3 | 844.87 | 9 |
| MAZATLAN | 508,203 | 9372 | 3585 | 4173 | 7584 | 7730 | 146 | 53.98 | 6 | 1521.04 | 3 |
| ROSARIO | 54,700 | 320 | 121 | 153 | 271 | 282 | 11 | 54.26 | 5 | 515.54 | 13 |
| TOTAL SINALOA | 3,156,674 | 56,978 | 23,395 | 24,899 | 47,222 | 48,618 | 1,396 | 48.12 | | 741.13 | |

NUEVA NORMALIDAD

Indice de Positividad
48.1
Estado de SINALOA
SEM EPI NUM-49



COVID-19 Sinaloa: Grafico tasa de incidencia de casos Confirmados por municipio



NUEVA NORMALIDAD

24,817

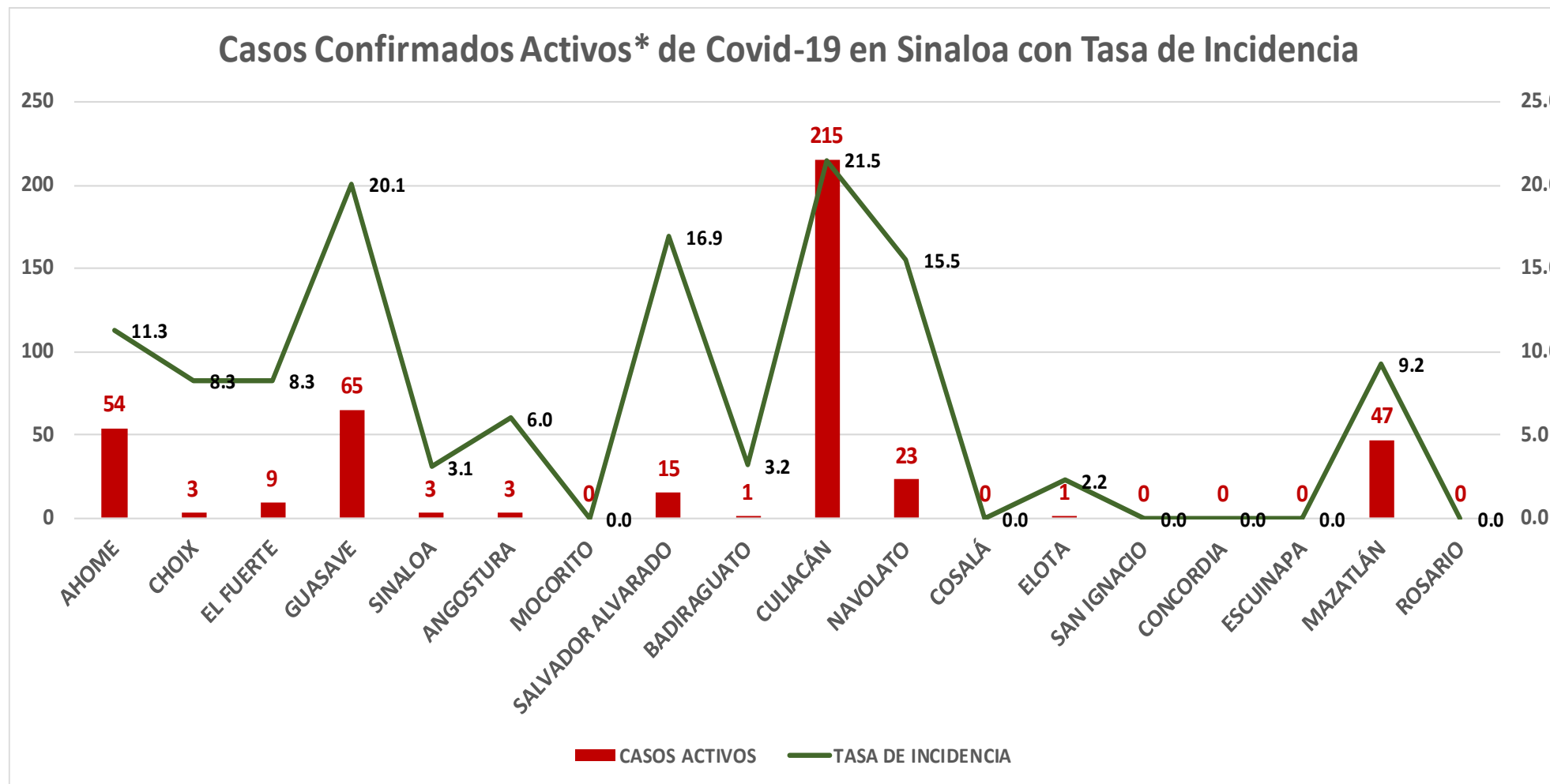
Confirmados Acumulados

782.2

Incidencia Estatal Casos Confirmados por 100 mil hab.



COVID-19 Sinaloa: Grafico tasa de incidencia de casos activos por municipio



NUEVA NORMALIDAD

439

Confirmados activos

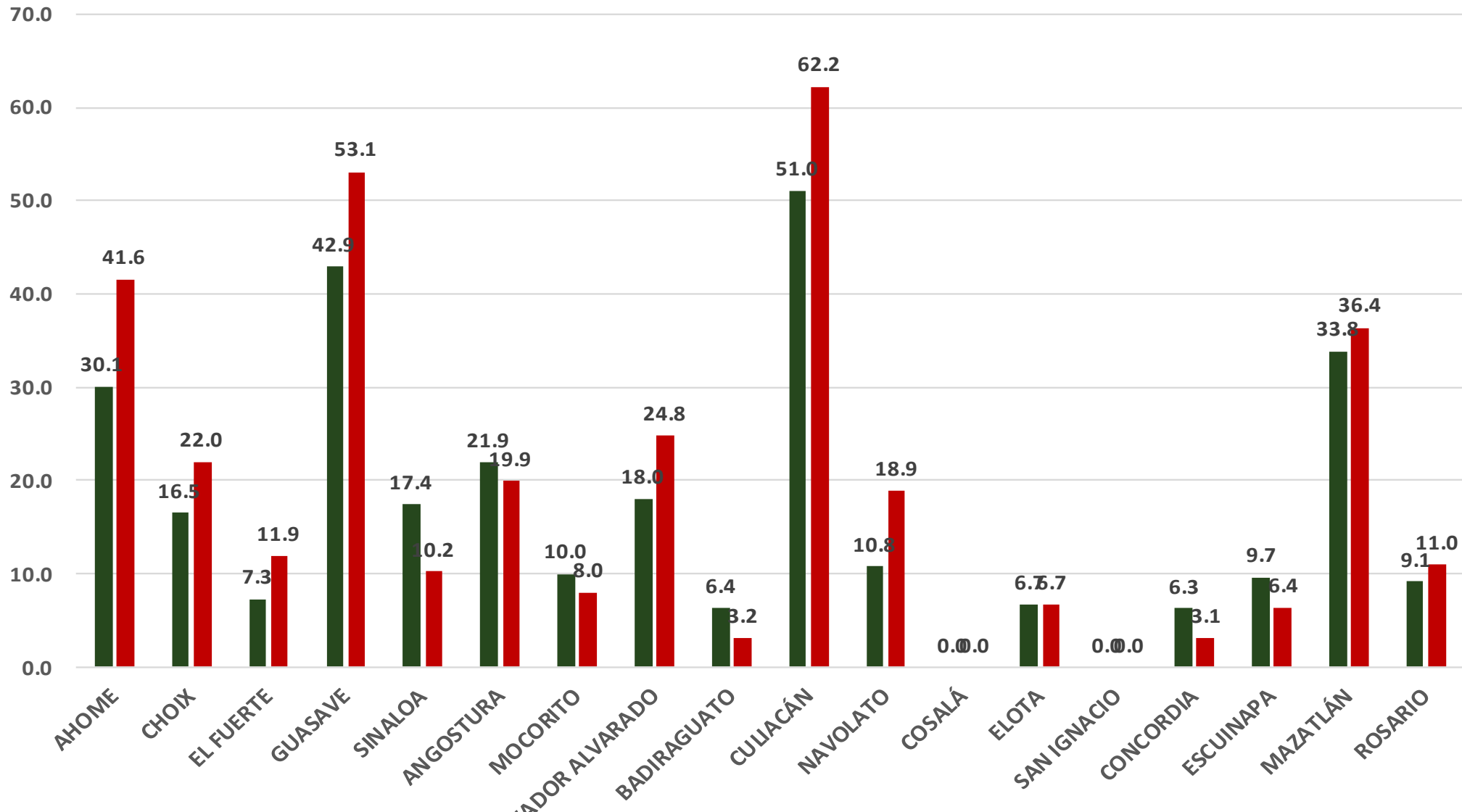
13.9

Incidencia Estatal
Casos Activos por
100 mil hab.



INCIDENCIA DE CASOS ACTIVOS POR MUNICIPIO

■ 15 al 28 Nov ■ 22 Nov al 05 Dic



NUEVA
NORMALIDAD

439

Confirmados
activos

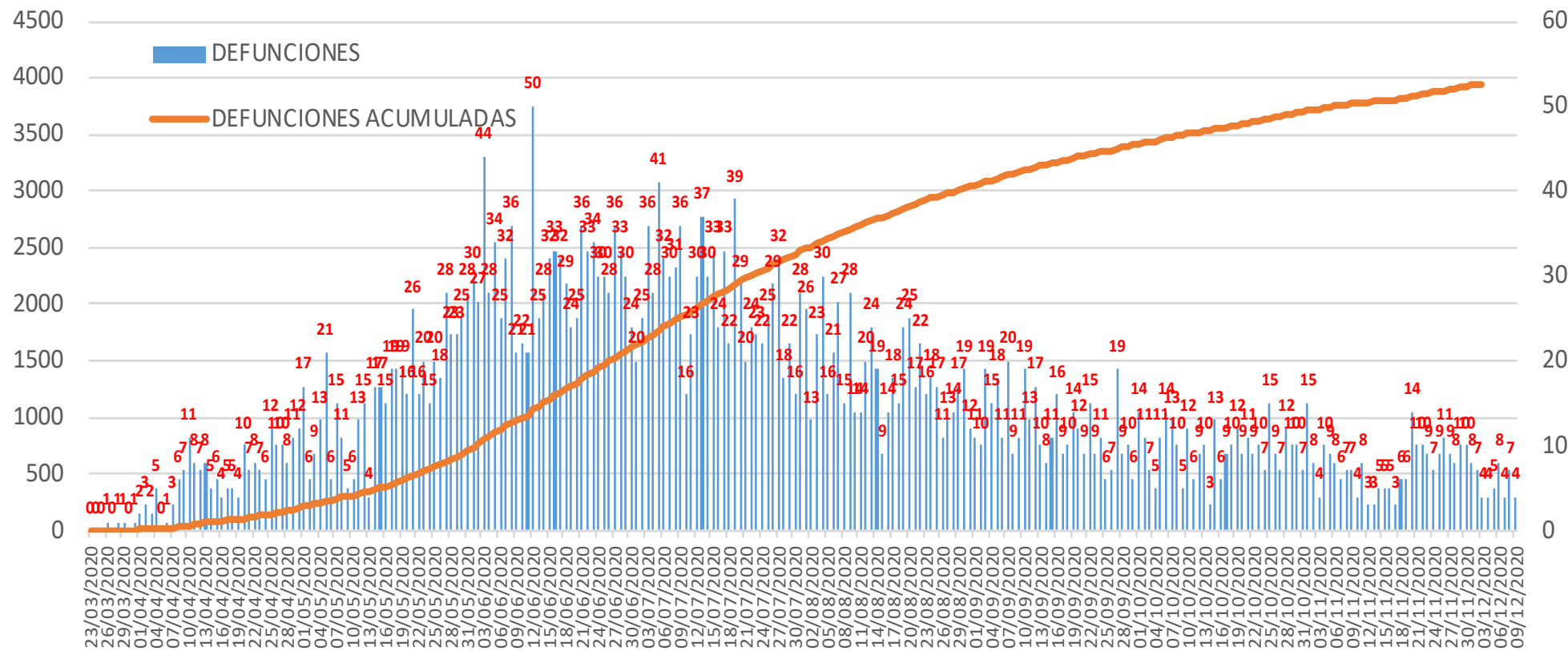
13.9

Incidencia Estatal
Casos Activos por
100 mil hab.



COVID-19 Sinaloa: Defunciones acumuladas por fecha de defunción asociadas a Sars-CoV-2

Defunciones por día y acumuladas por fecha de defunción



NUEVA NORMALIDAD

3,984

Defunciones Acumuladas

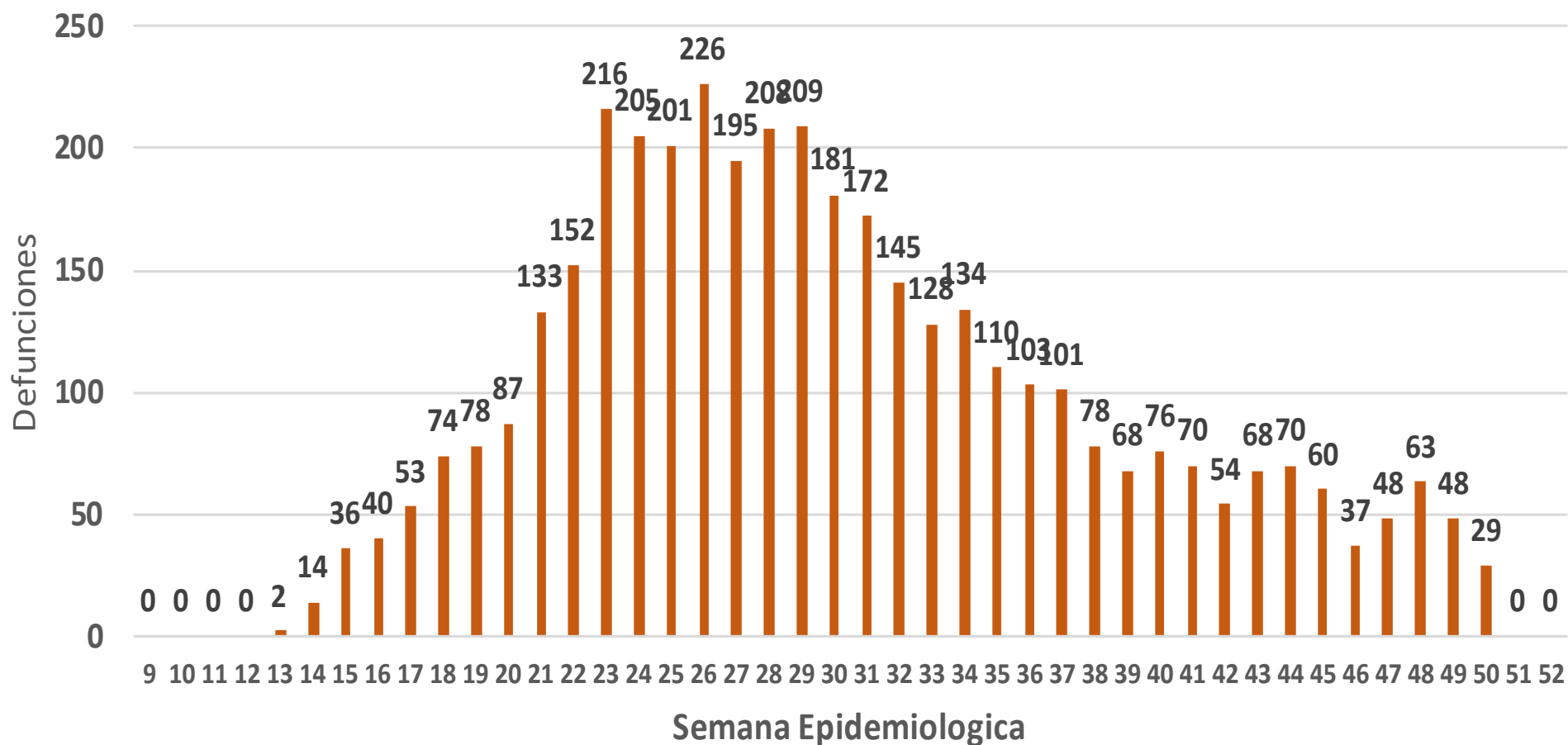
84

Defunciones últimos 14 días



COVID-19 Sinaloa: Defunciones Asociadas a SARS-CoV-2 Notificadas por Semana Epidemiologica

Defunciones Asociadas a SARS-CoV-2 Notificadas por semana en SINALOA Mpio. Residentes



NUEVA
NORMALIDAD

3,984

Defunciones
Acumuladas

84

Defunciones
últimos 14 días



COVID-19 Sinaloa: Embarazadas y Menores de 15 años

MUJERES EN EDAD FERTIL Y EMBARAZADAS POSITIVAS A SARS-CoV-2

| MUJERES EN EDAD FERTIL POR GRUPO DE EDAD | Mujeres Sospechosas | % | Mujeres (+) COVID-19 | % | CON SARS-Cov2 | | % | DEFUNCION | Hospitalizaciones COVID-19 | Indice de Hospitalización | |
|--|---------------------|---------------|----------------------|---------------|---------------|--------------|---------------|-----------|----------------------------|---------------------------|--|
| | | | | | EMBARAZADAS | En PUERPERIO | | | | | |
| De 10 a 14 años | 292 | 1.5% | 78 | 1.0% | 2 | 0 | 0.8% | 0 | 2 | 100.0% | |
| De 15 a 19 años | 704 | 3.5% | 198 | 2.5% | 16 | 1 | 6.5% | 0 | 10 | 62.5% | |
| De 20 a 24 años | 2,237 | 11.2% | 758 | 9.7% | 48 | 8 | 21.4% | 1 | 21 | 43.8% | |
| De 25 a 44 años | 13,615 | 68.3% | 5,418 | 69.5% | 166 | 21 | 71.4% | 4 | 53 | 31.9% | |
| De 45 a 49 años | 3,088 | 15.5% | 1,346 | 17.3% | 0 | 0 | 0.0% | 0 | 0 | 0.0% | |
| TOTAL | 19,936 | 100.0% | 7,798 | 100.0% | 232 | 30 | 100.0% | 5 | 86 | 37.1% | |
| | | | | | 262 | | | | | | |

NUEVA NORMALIDAD

3,984

Defunciones Acumuladas

84

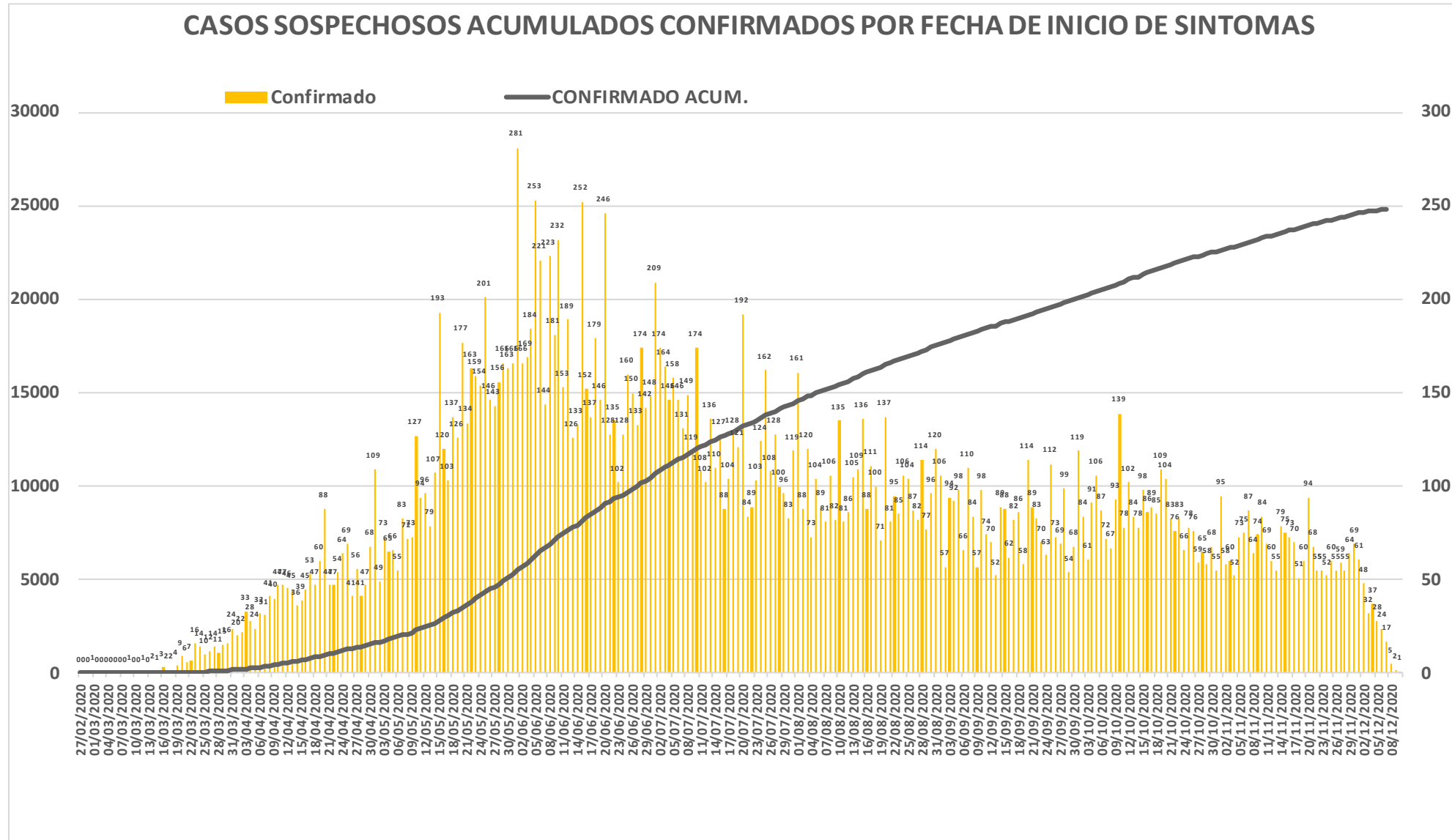
Defunciones últimos 14 días



MENORES DE 15 AÑOS POSITIVOS A SARS-CoV-2

| Grupo de Edad | Sospechosos | % | CASOS (+) COVID-19 | % | Defuncion | Letalidad | Hosp-COVID-19 | Indice de Hospitalización | Tasa de Incidencia |
|---------------------------|--------------|---------------|--------------------|---------------|-----------|-------------|---------------|---------------------------|--------------------|
| De 00 años | 357 | 19.4% | 46 | 12.5% | 1 | 2.2% | 23 | 50.0% | 91.5 |
| De 01 a 04 años | 418 | 22.7% | 67 | 18.3% | 1 | 1.5% | 19 | 28.4% | 32.9 |
| De 05 a 09 años | 462 | 25.1% | 103 | 28.1% | 3 | 2.9% | 21 | 20.4% | 39.1 |
| De 10 a 14 años | 603 | 32.8% | 151 | 41.1% | 4 | 2.6% | 18 | 11.9% | 55.6 |
| TOTAL < 15 AÑOS | 1,840 | 100.0% | 367 | 100.0% | 9 | 2.5% | 81 | 22.1% | |

COVID-19 Sinaloa: Curva epidémica de casos acumulados Incidentes por fecha de inicio de síntomas.



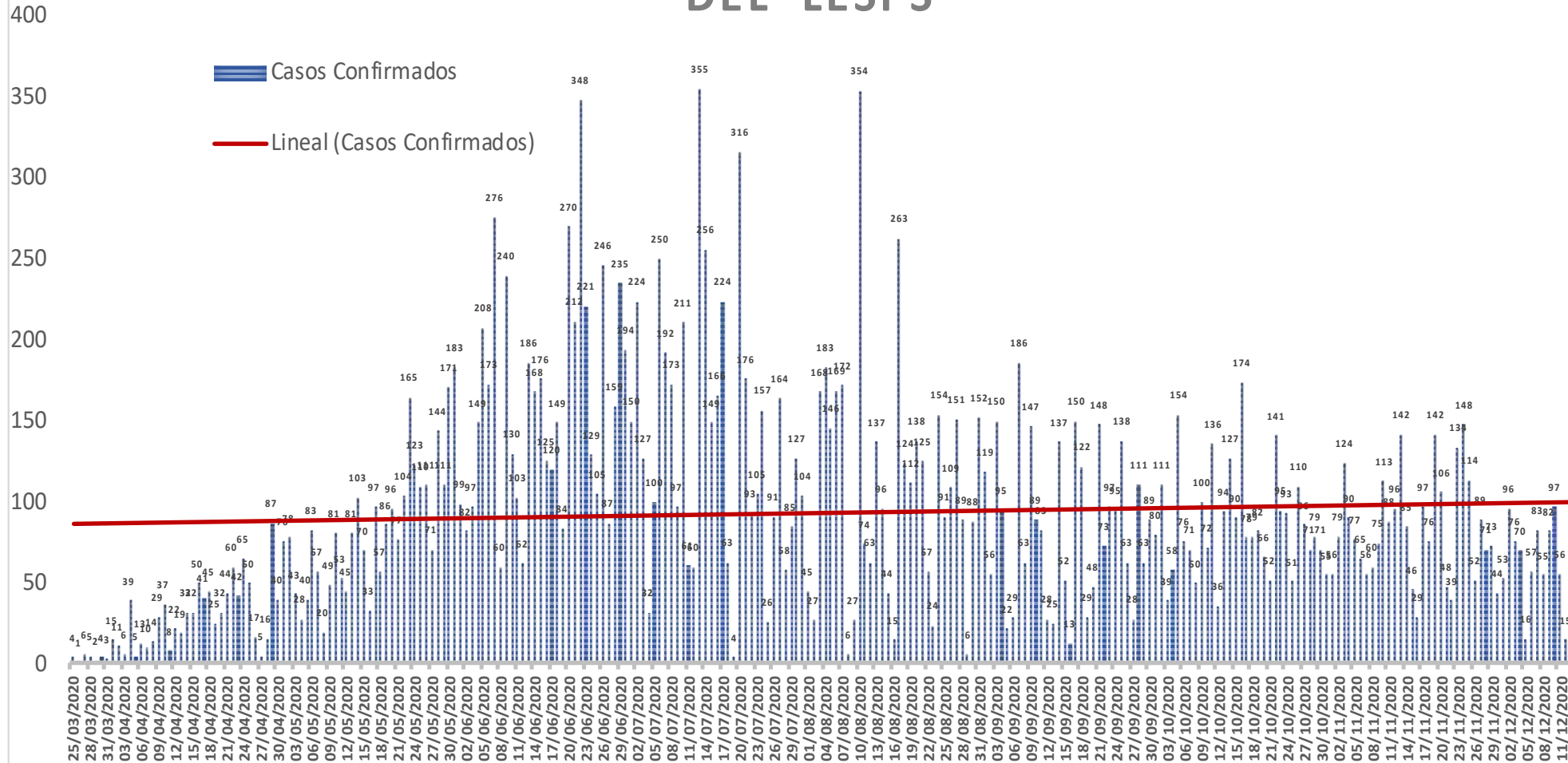
NUEVA
NORMALIDAD

Confirmados
acumulados
24,817



COVID-19 Sinaloa: Curva epidémica de casos incidentes por fecha de resultado del LESPS.

CASOS CONFIRMADOS SEGÚN FECHA DE RESULTADO DEL LESPS



NUEVA
NORMALIDAD

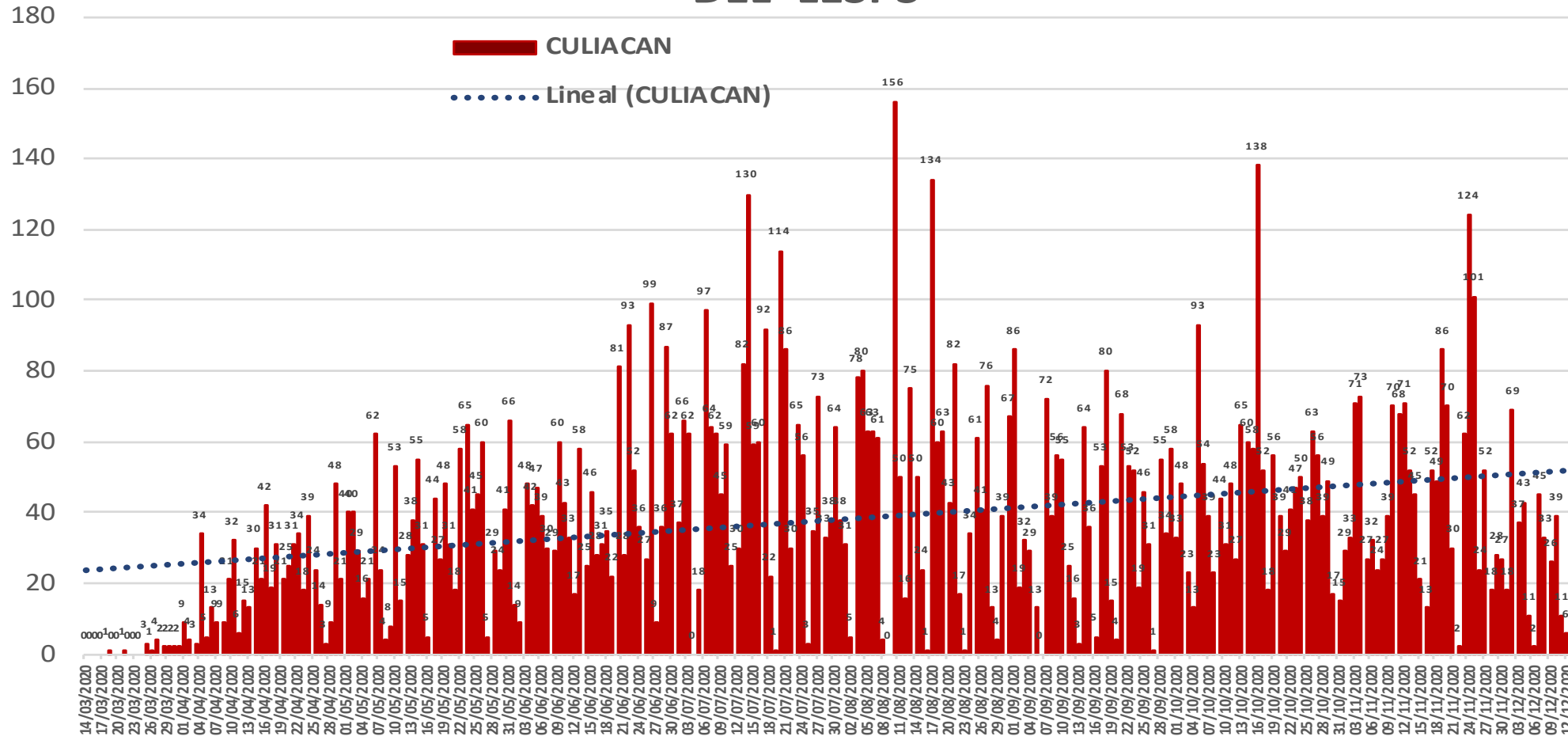
Estatad
Confirmados
acumulados

24,817



COVID-19 Sinaloa: Curva epidémica de casos incidentes por fecha de resultado del LESPS.

CASOS CONFIRMADOS SEGÚN FECHA DE RESULTADO DEL LESPS



NUEVA
NORMALIDAD

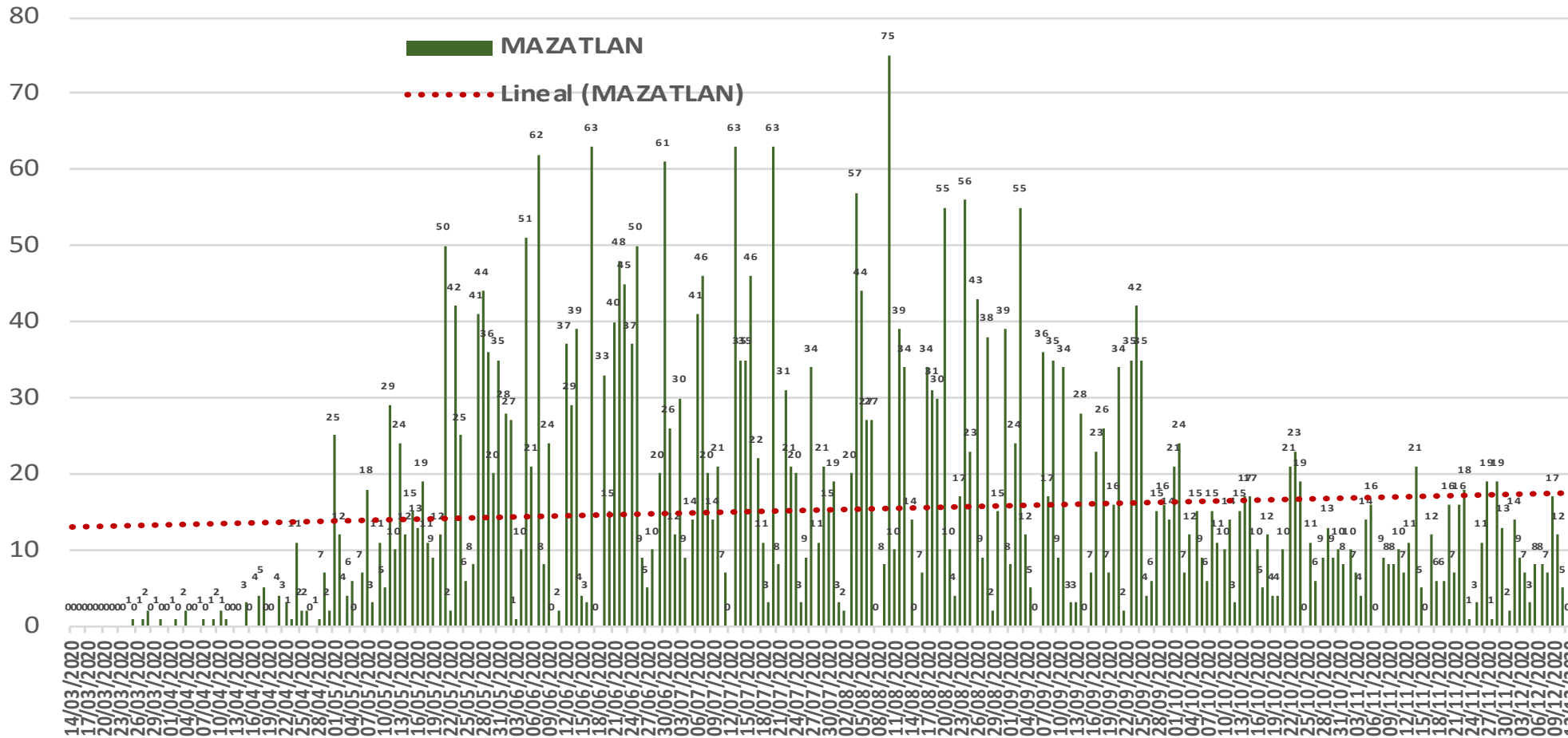
Estatal
Confirmados
acumulados
24,817

Casos
Confirmados
CULIACAN
10,324



COVID-19 Sinaloa: Curva epidémica de casos incidentes por fecha de resultado del LESPS.

CASOS CONFIRMADOS SEGÚN FECHA DE RESULTADO DEL LESPS



NUEVA NORMALIDAD

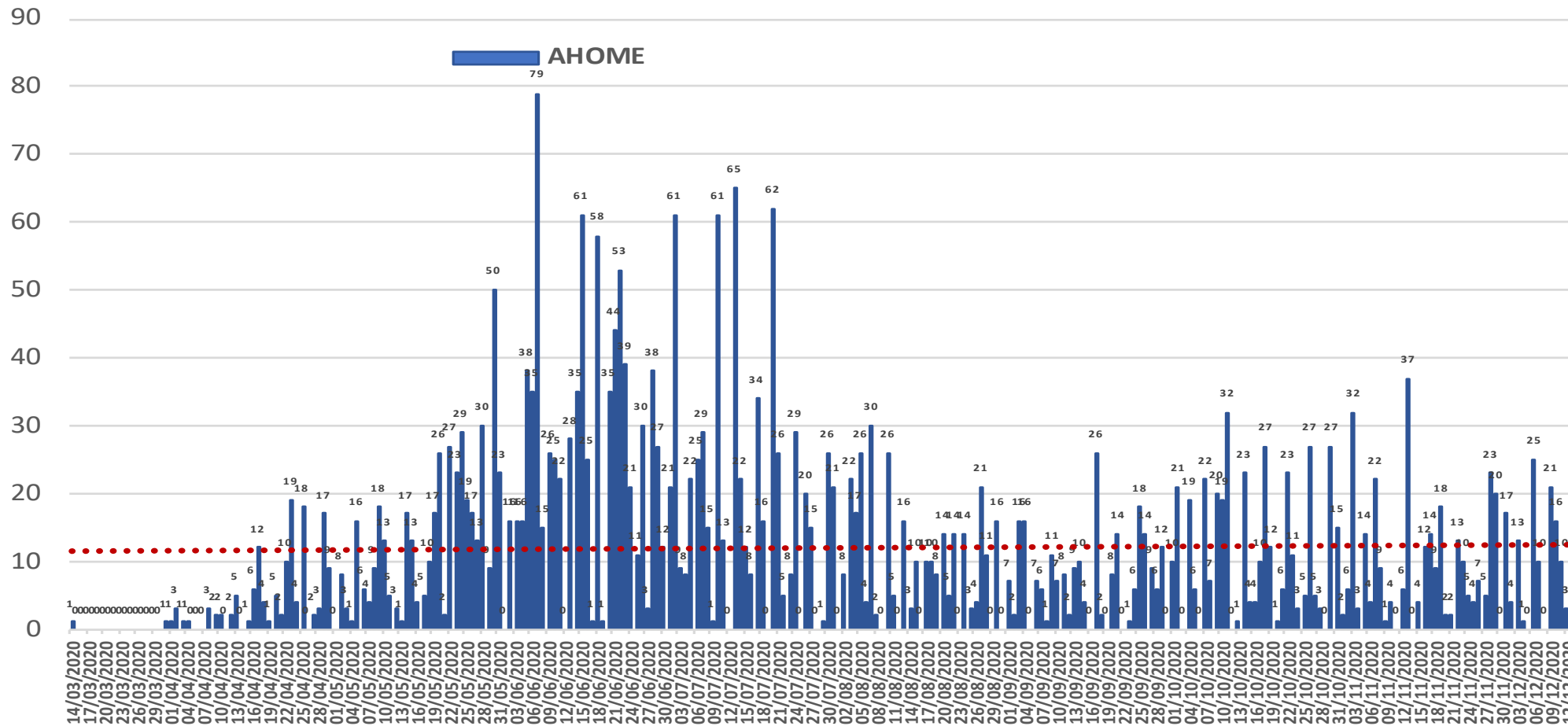
Estatad Confirmados acumulados
24,817

Casos Confirmados MAZATLAN
4,165



COVID-19 Sinaloa: Curva epidémica de casos incidentes por fecha de resultado del LESPS.

CASOS CONFIRMADOS SEGÚN FECHA DE RESULTADO DEL LESPS



NUEVA
NORMALIDAD

Estatad
Confirmados
acumulados

24,817

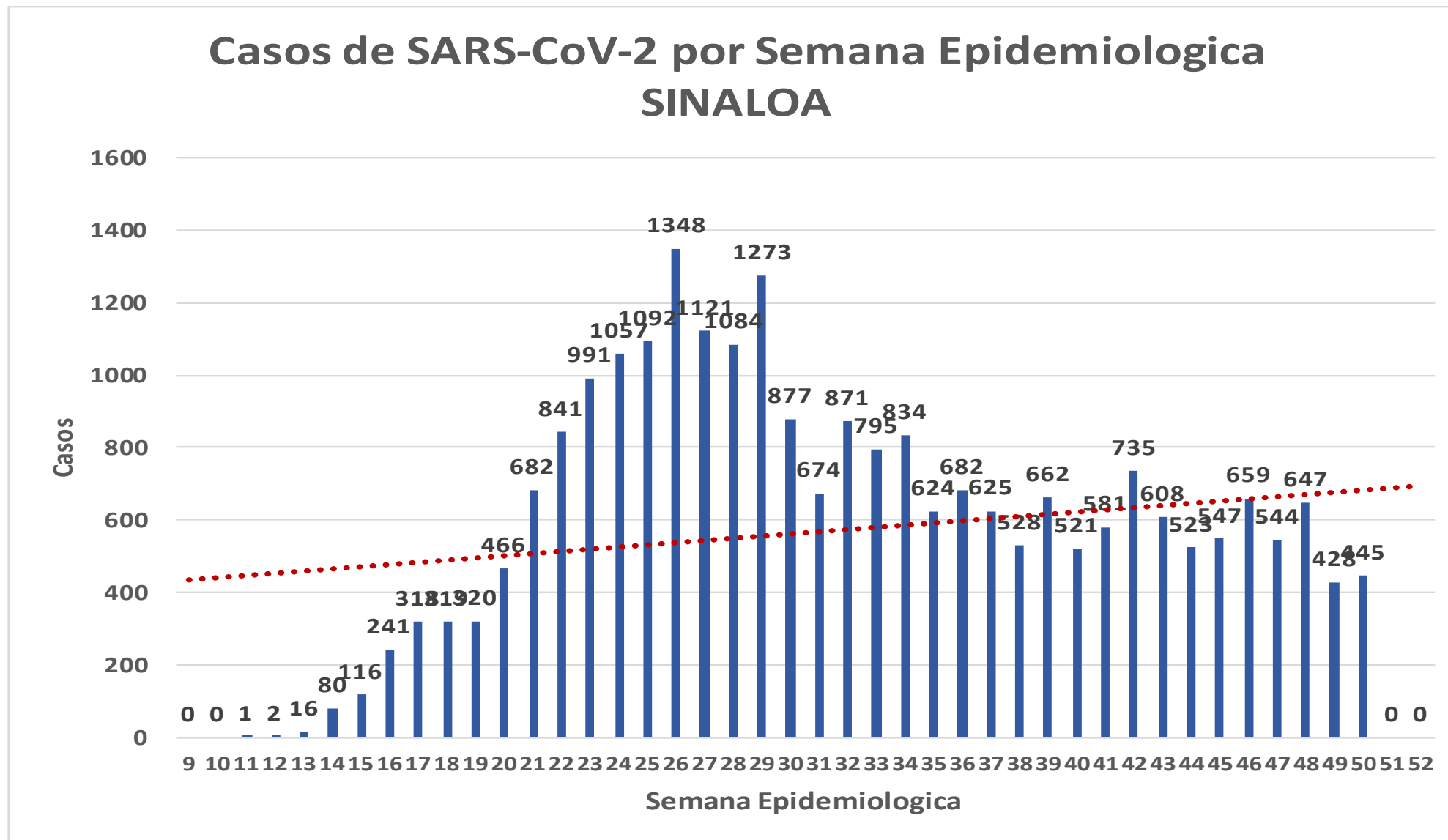
Casos
Confirmados
AHOME

3,279



COVID-19 Sinaloa: Curva epidémica de casos incidentes por fecha de resultado del LESPS.

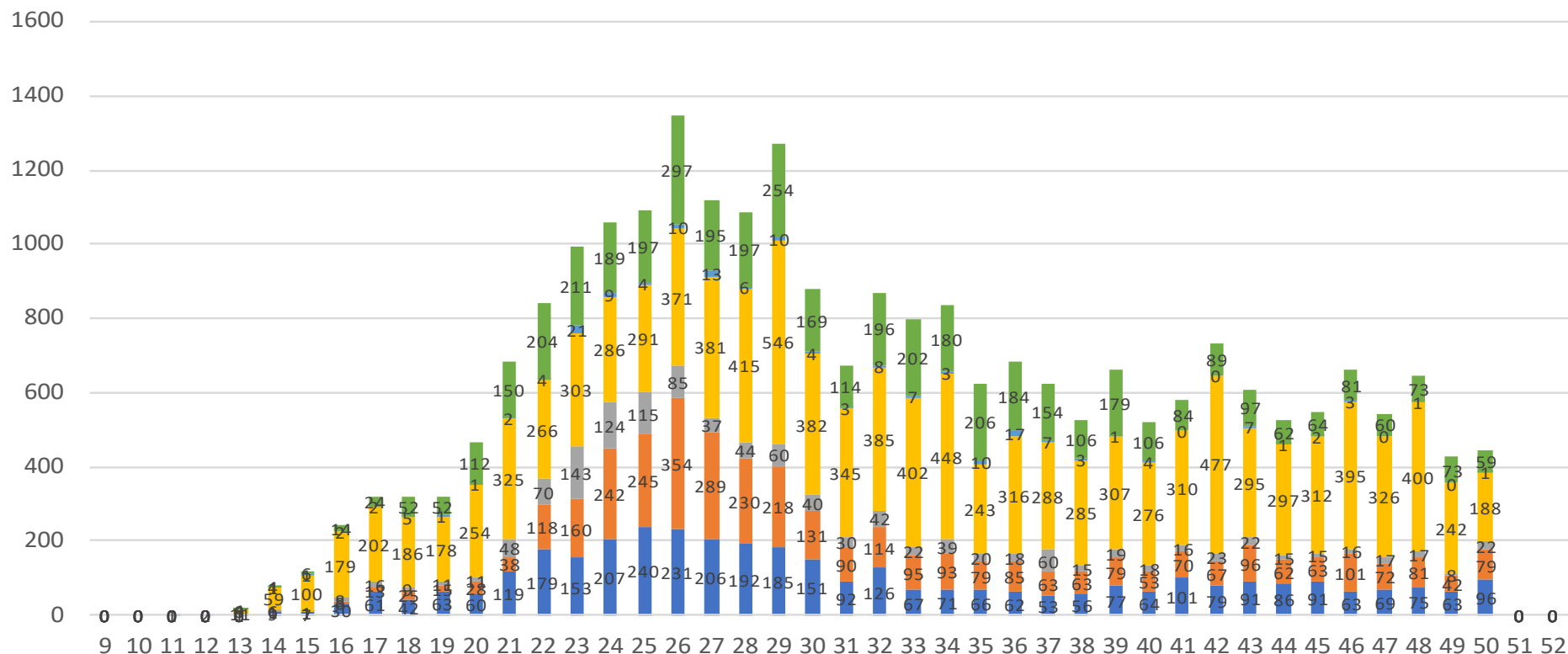
**NUEVA
NORMALIDAD**



COVID-19 Sinaloa: Curva epidémica de casos incidentes por fecha de resultado del LESPS.

Casos SARS-CoV-2 pr Semana epidemiologica y Jurisdicción

- Jurisd. No. 1 Mochis
- Jurisd. No. 2 Guasave
- Jurisd. No. 3 Guamuchil
- Jurisd. No. 4 Culiacan
- Jurisd. No. 5 Elota
- Jurisd. No. 6 Mazatlan



NUEVA
NORMALIDAD

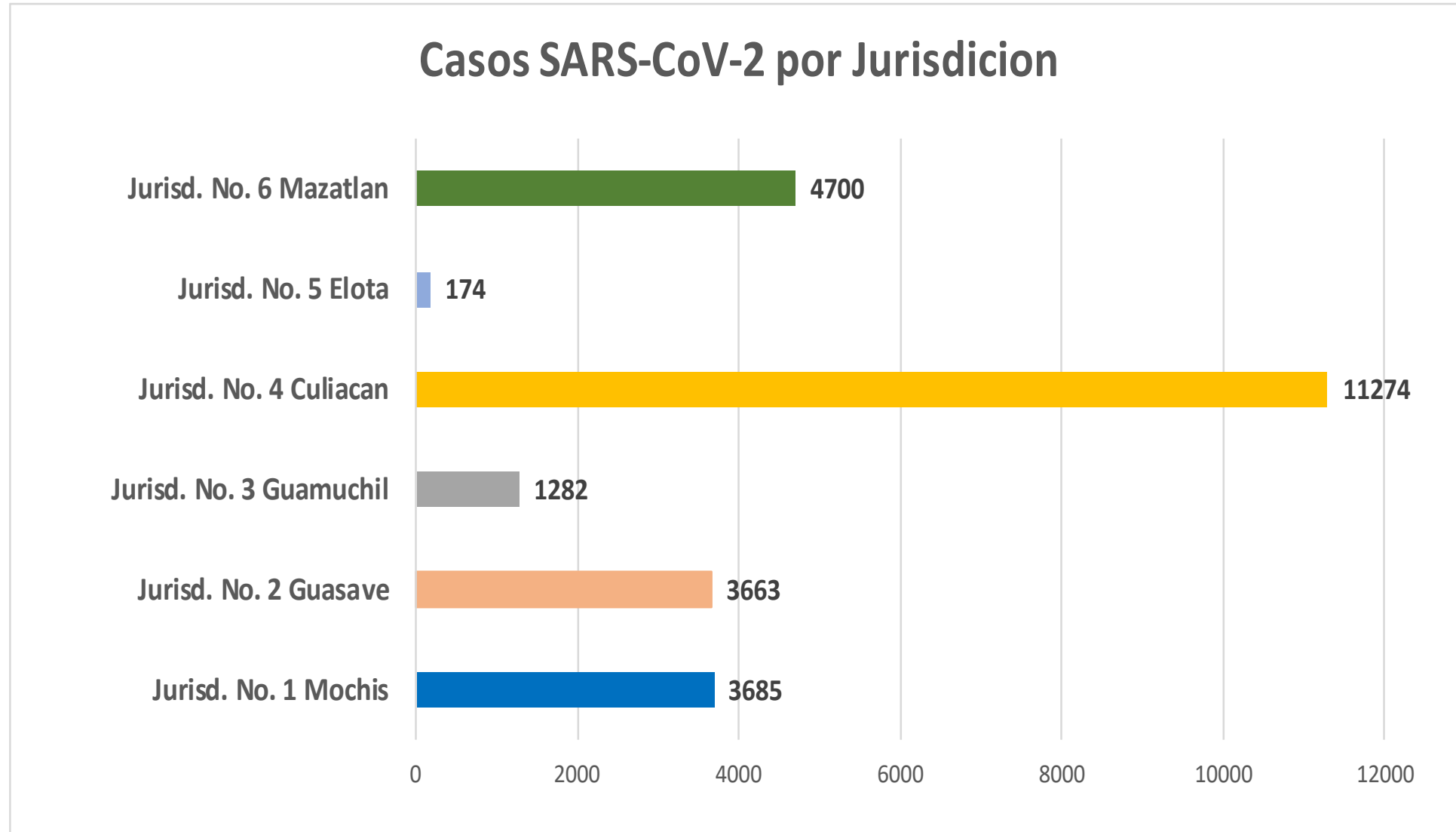
**Estatal
Confirmados
acumulados**

24,817

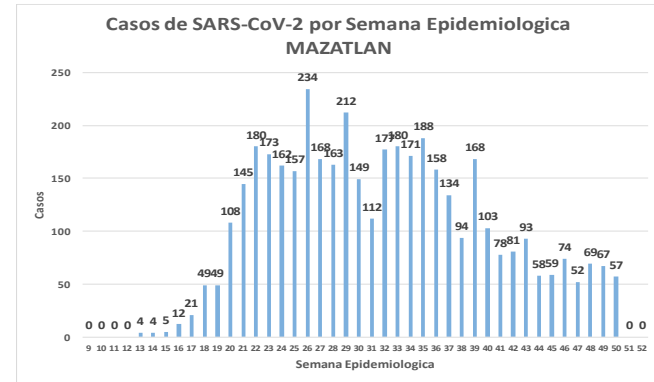
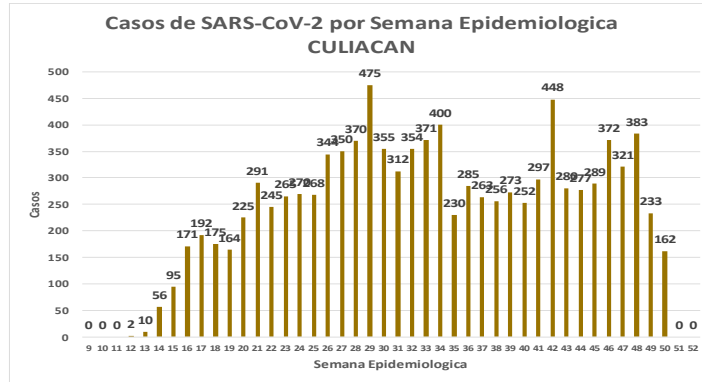
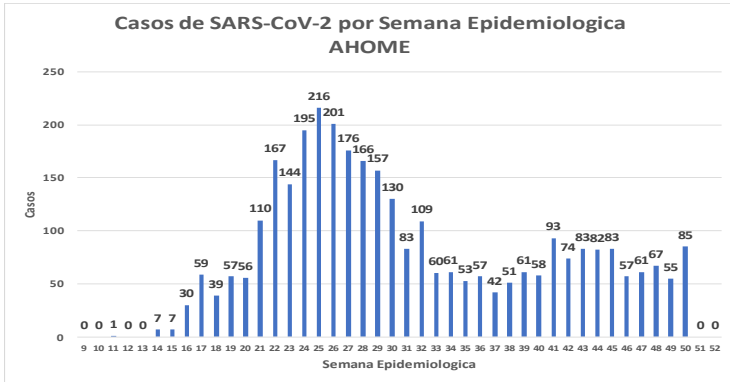


COVID-19 Sinaloa: Curva epidémica de casos incidentes por fecha de resultado del LESPS.

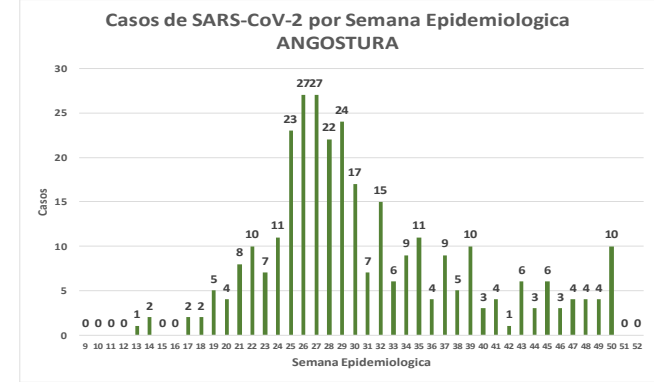
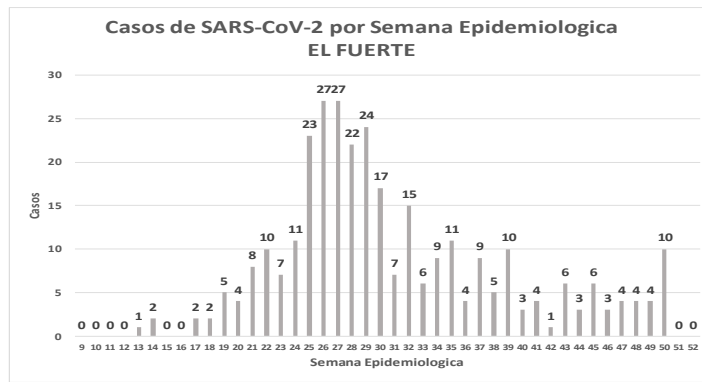
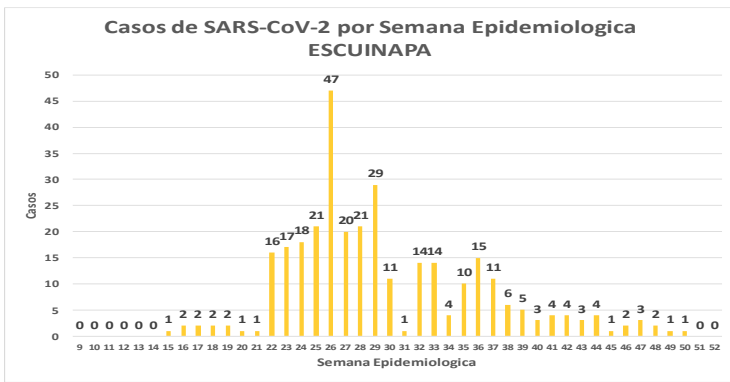
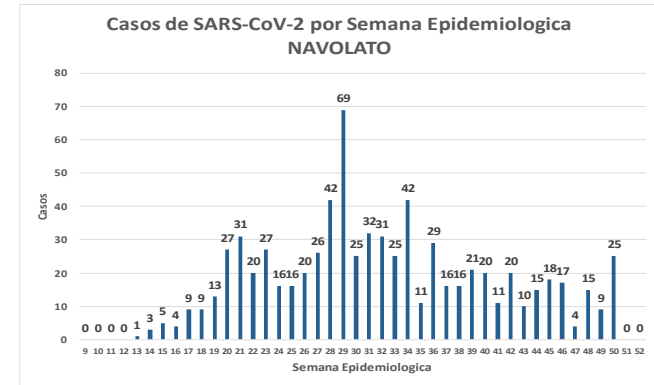
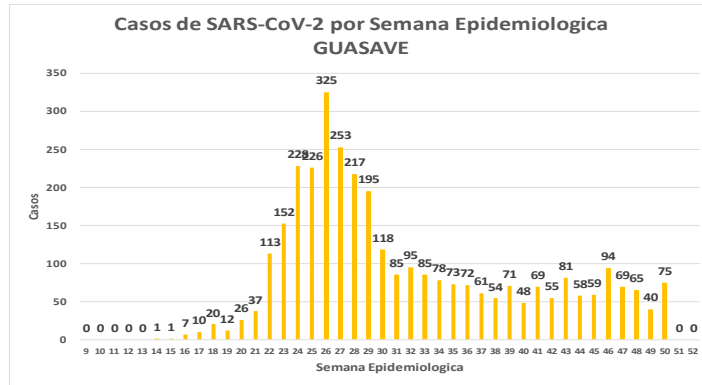
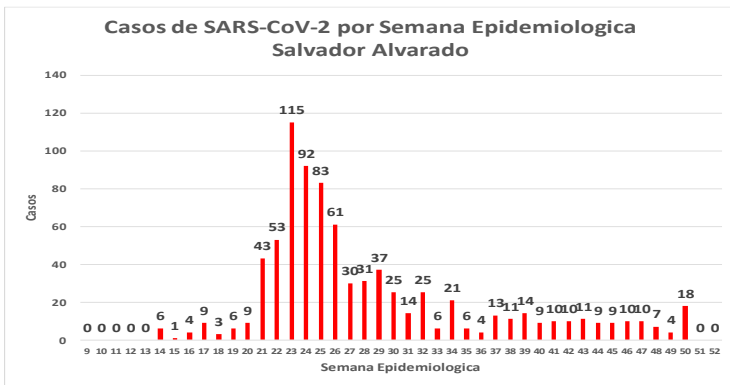
NUEVA
NORMALIDAD



COVID-19 Sinaloa: Comportamiento COVID-19 por Municipio.



**NUEVA
NORMALIDAD**

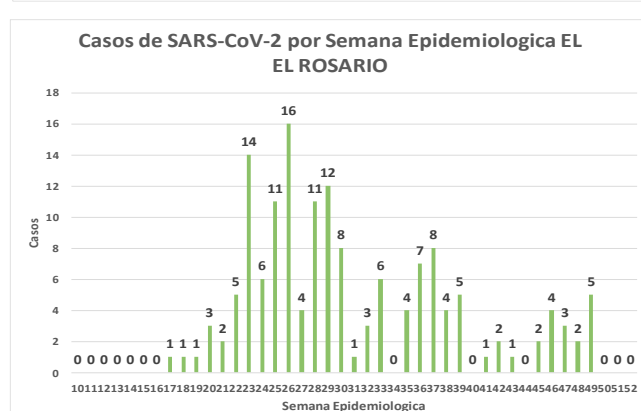
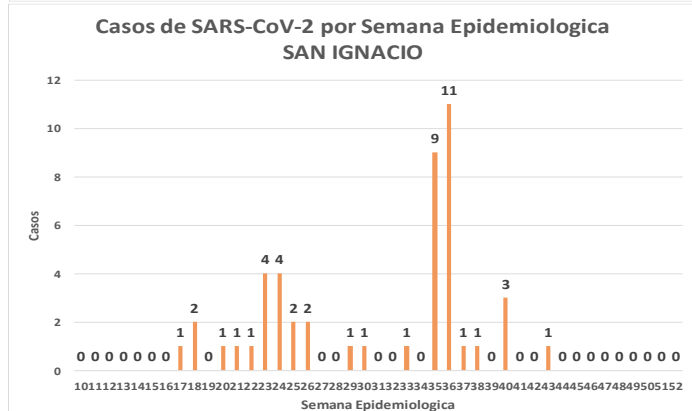
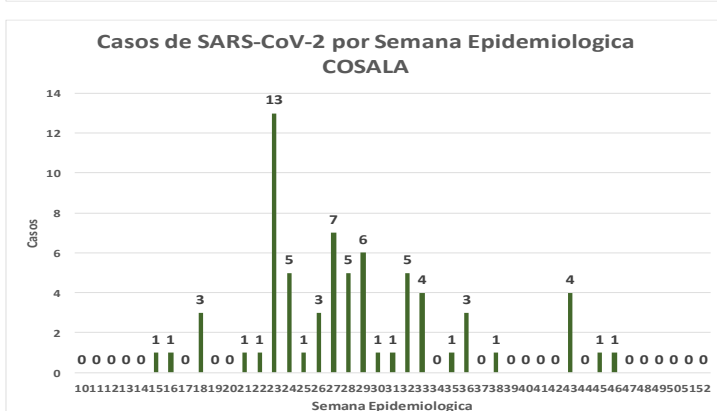
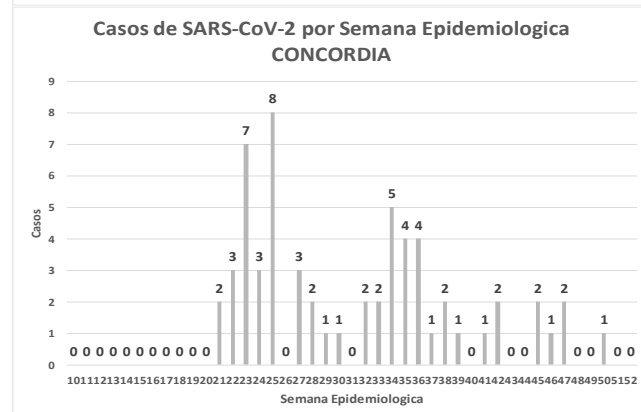
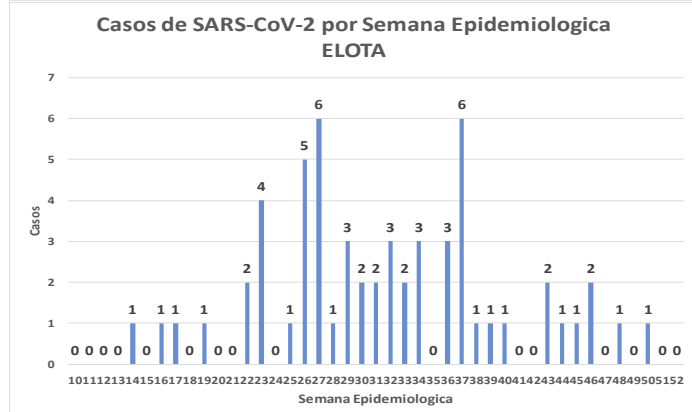
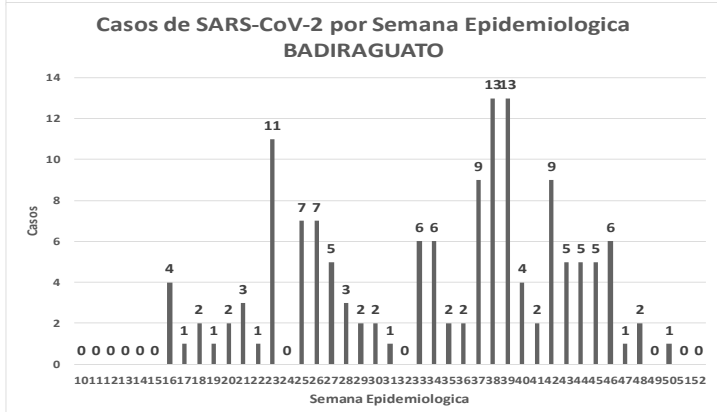
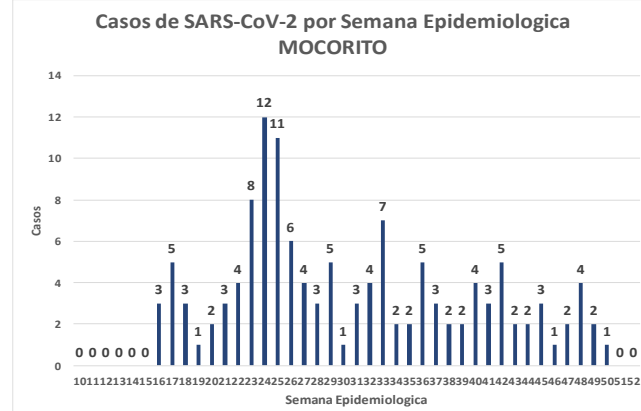
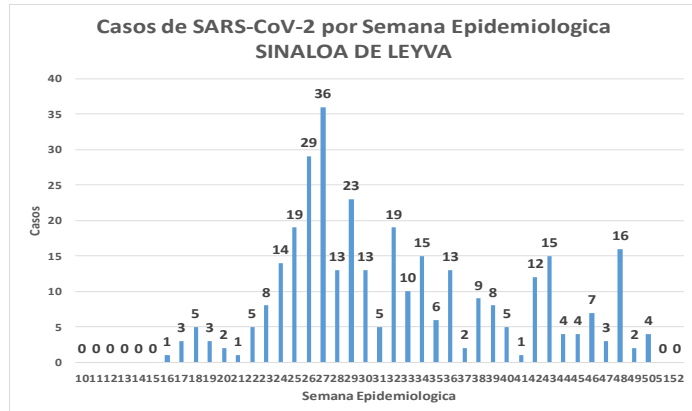
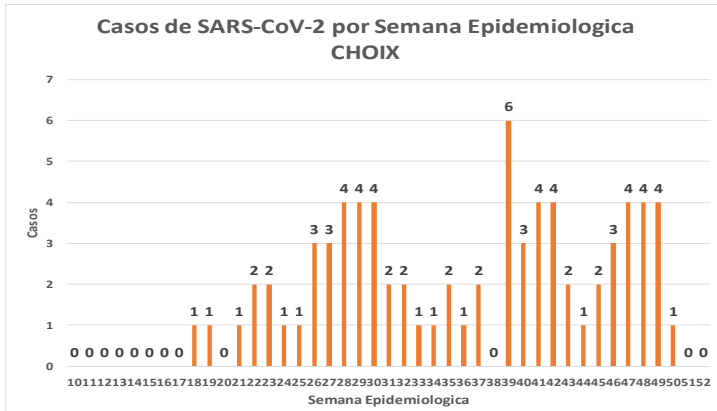


COVID-19 Sinaloa: Comportamiento COVID-19 por Municipio.



SALUD
SECRETARÍA DE SALUD

NUEVA NORMALIDAD



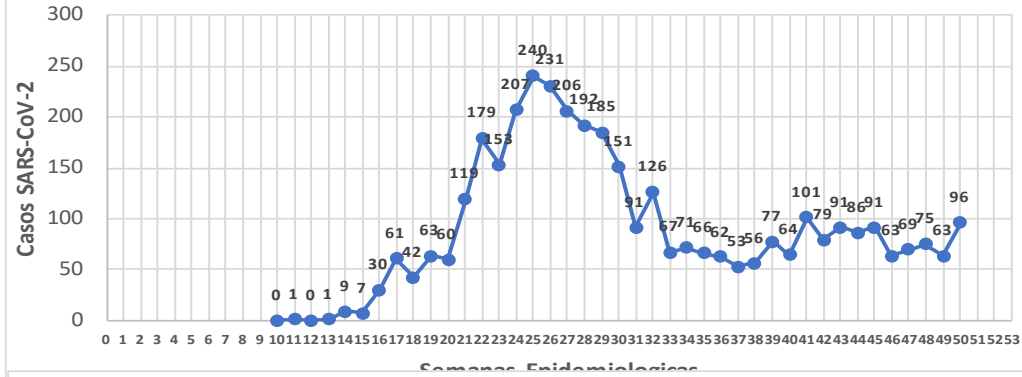
COVID-19 Sinaloa: Comportamiento COVID-19 por JURISDICCION.



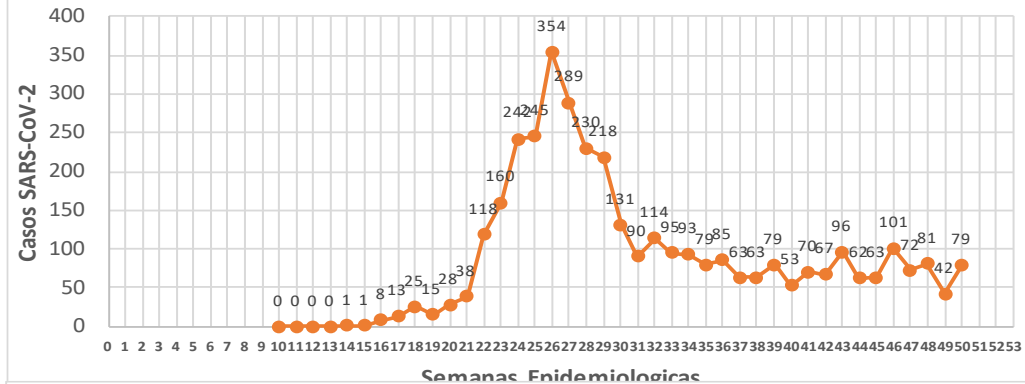
SALUD
SECRETARÍA DE SALUD

NUEVA NORMALIDAD

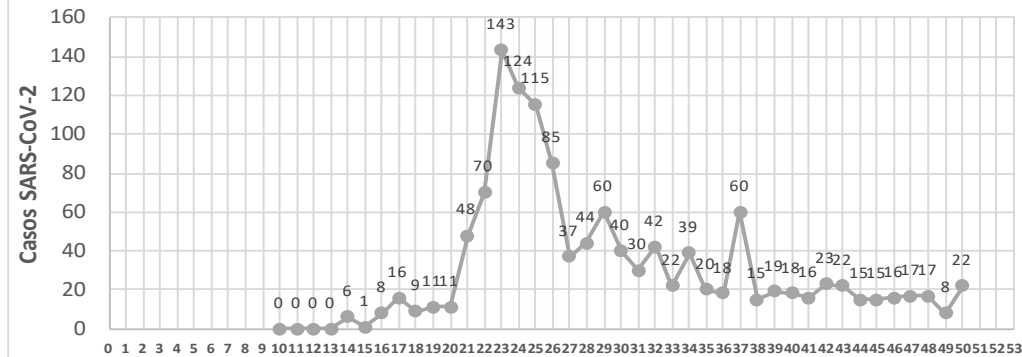
CASOS SARS-CoV-2 por Semana Epidemiologica
JURISDICCION MOCHIS



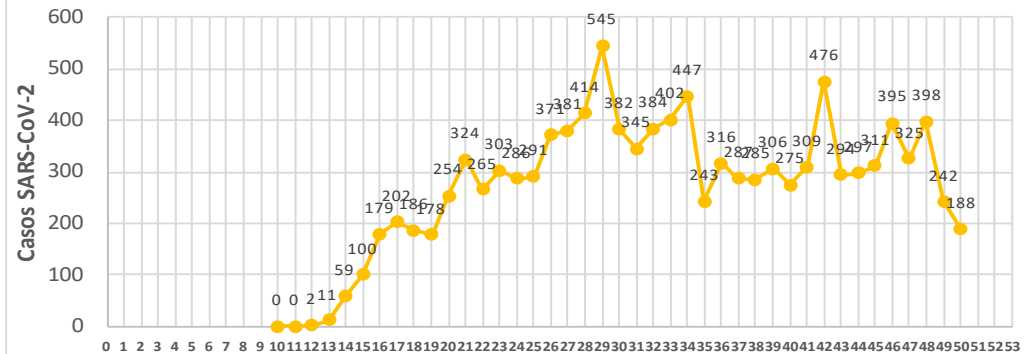
CASOS SARS-CoV-2 por Semana Epidemiologica
JURISDICCION GUASAVE



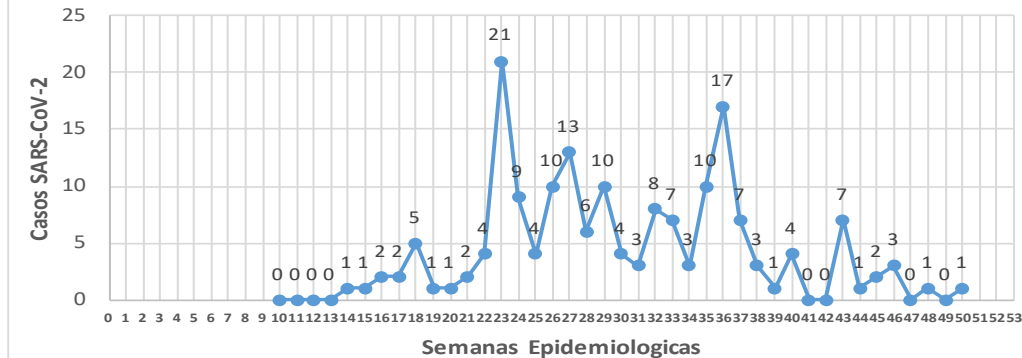
CASOS SARS-CoV-2 por Semana Epidemiologica
JURISDICCION GUAMUCHIL



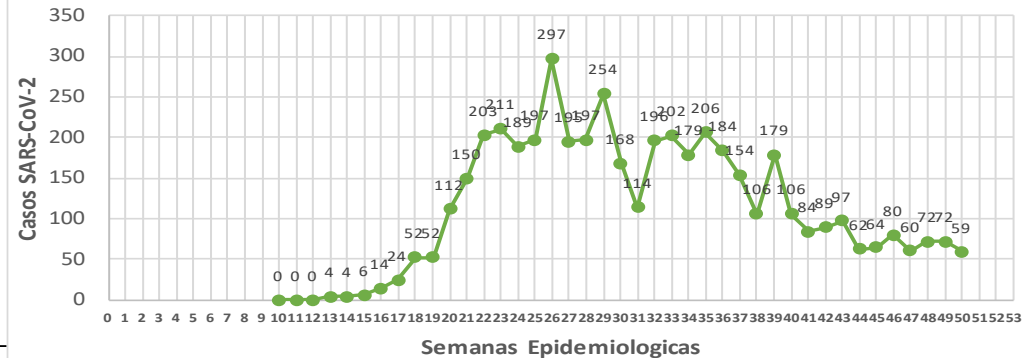
CASOS SARS-CoV-2 por Semana Epidemiologica
JURISDICCION CULIACAN



CASOS SARS-CoV-2 por Semana Epidemiologica
JURISDICCION ELOTA



CASOS SARS-CoV-2 por Semana Epidemiologica
JURISDICCION MAZATLAN



Fuente: Plataforma Nacional SISVEK, Preliminar al Corte. Acumulados al 12/aic/2020 corte de informacion 12:00 am , Dr. Jose P. Gomez A.



COVID-19 Sinaloa: Total de registros con toma de muestras en Plataforma SISVER.

DATOS TOTALES DE REGISTROS EN PLATAFORMA SISVER

SINALOYA: SOSPECHOSOS POR SECTOR

| INSTITUCION | NO ADECUADO | RECHAZADA | NO RECIBIDA | SOSPECHOSOS | TOTAL CON MUESTRA | % SOSPECHOSOS |
|--------------------|-------------|------------|-------------|---------------|-------------------|---------------|
| IMSS | 1 | 367 | 61 | 23,771 | 24,200 | 46.9% |
| IMSS-OPORTUNIDADES | 0 | 18 | 0 | 554 | 572 | 1.1% |
| ISSSTE | 5 | 71 | 20 | 3,571 | 3,667 | 7.1% |
| PRIVADA | 7 | 41 | 55 | 1,239 | 1,342 | 2.6% |
| SEDENA | 0 | 9 | 2 | 344 | 355 | 0.7% |
| SEMAR | 3 | 13 | 3 | 332 | 351 | 0.7% |
| SSA | 115 | 321 | 31 | 19,228 | 19,695 | 38.2% |
| PEMEX | 0 | 0 | 0 | 6 | 6 | 0.0% |
| ESTATAL | 5 | 10 | 2 | 1,043 | 1,060 | 2.1% |
| MUNICIPAL | 2 | 1 | 0 | 325 | 328 | 0.6% |
| TOTAL | 138 | 851 | 174 | 50,413 | 51,576 | 100.0% |
| | 0.3% | 1.6% | 0.3% | 97.7% | 100.0% | |

51,576 SOSPECHOSOS **25,155** CONFIRMADOS **48.8%**

| | | |
|------|-------|---|
| 1.2% | 608 | DE LOS REGISTROS SIN RESULTADO TIENEN UNA FECHA DE RECEPCION EN LABORATORIO |
| 1.3% | 671 | SIN RECEPCION EN LABORATORIO Y SIN RESULTADO |
| 2.5% | 1,287 | SIN REGISTRO DE RECEPCION EN LABORATORIO |
| 0.3% | 138 | NO ADECUADAS |
| 1.6% | 851 | RECHAZADAS |
| 0.3% | 174 | NO RECIBIDAS |

100.0% **514** TIENEN MAS DE 72 HORAS DE RECEPCION EN EL LABORATORIO
514 CORRESPONDEN A REGISTROS CON **MAS DE 7 DIAS DE TRANSITO**

| RESULTADO DEFINITIVO EN PLATAFORMA SISVER | |
|---|--------|
| SARS-CoV-2 | 25,155 |
| NEGATIVO | 23,738 |
| NO RECIBIDA | 174 |
| INF AH1N1 PMD | 98 |
| RECHAZADA | 851 |
| B | 65 |
| A H3 | 20 |
| METAPNEUMOVIRUS | 9 |
| ENTEROV//RHINOVIRUS | 25 |
| CORONA OC43 | 2 |
| NO ADECUADO | 138 |
| INF A | 7 |
| CORONA 229E | 1 |
| CORONA NL63 | 1 |
| CORONA HKU1 | 1 |
| VSR | 2 |
| ADENOVIRUS | 1 |
| PARAINFLUENZA 3 | 1 |
| NO SUBTIPIFICADO | 0 |

NUEVA NORMALIDAD



COVID-19 Sinaloa: Total de registros con toma de muestras en Plataforma SISVER.



INFORMACION AL DIA : sábado, 12 de diciembre de 2020

SE TOMO MUESTRA PERO SIN RECEPCION EN LABORATORIO

| Municipios | IMSS | IMSS- OPORTUN IDADES | ISSSTE | PRIVADA | SEDENA | SEMAR | SSA | PEMEX | ESTATAL | MUNICIPAL | TOTAL |
|-------------------|------------|----------------------------|------------|------------|----------|-----------|------------|----------|----------|-----------|--------------|
| AHOME | 149 | 2 | 6 | 18 | 0 | 5 | 8 | 0 | 0 | 0 | 188 |
| CHOIX | 2 | 0 | 0 | 1 | 0 | 0 | 1 | 0 | 0 | 0 | 4 |
| EL FUERTE | 8 | 8 | 3 | 3 | 0 | 0 | 0 | 0 | 0 | 0 | 22 |
| GUASAVE | 123 | 0 | 2 | 12 | 0 | 0 | 42 | 0 | 0 | 0 | 179 |
| SINALOA | 5 | 0 | 4 | 1 | 0 | 0 | 8 | 0 | 0 | 0 | 18 |
| ANGOSTURA | 1 | 0 | 2 | 6 | 0 | 0 | 0 | 0 | 0 | 0 | 9 |
| MOCORITO | 1 | 0 | 3 | 0 | 0 | 0 | 3 | 0 | 0 | 0 | 7 |
| SALVADOR ALVARADO | 9 | 0 | 5 | 2 | 0 | 0 | 1 | 0 | 0 | 0 | 17 |
| BADIRAGUATO | 0 | 0 | 3 | 1 | 0 | 0 | 1 | 0 | 0 | 0 | 5 |
| CULIACAN | 112 | 0 | 454 | 30 | 2 | 0 | 50 | 0 | 7 | 0 | 655 |
| NAVOLATO | 24 | 0 | 14 | 0 | 0 | 0 | 3 | 0 | 0 | 0 | 41 |
| COSALA | 0 | 0 | 1 | 0 | 0 | 0 | 1 | 0 | 0 | 0 | 2 |
| ELOTA | 0 | 0 | 6 | 0 | 0 | 0 | 0 | 0 | 0 | 0 | 6 |
| SAN IGNACIO | 0 | 0 | 1 | 0 | 0 | 0 | 4 | 0 | 0 | 0 | 5 |
| CONCORDIA | 0 | 0 | 0 | 0 | 0 | 0 | 0 | 0 | 0 | 0 | 0 |
| ESCUINAPA | 1 | 0 | 1 | 0 | 0 | 0 | 11 | 0 | 0 | 0 | 13 |
| MAZATLAN | 26 | 5 | 4 | 34 | 1 | 6 | 23 | 0 | 0 | 0 | 99 |
| ROSARIO | 0 | 0 | 0 | 3 | 0 | 0 | 4 | 0 | 0 | 0 | 7 |
| Total | 461 | 15 | 509 | 111 | 3 | 11 | 160 | 0 | 7 | 0 | 1,277 |
| Otro Estado | 2 | 0 | 3 | 1 | 1 | 0 | 3 | 0 | 0 | 0 | 10 |

| Municipios | REGISTROS SIN RESULTADO Y TIENEN FECHA DE RECEPCION EN LABORATORIO | TIENEN MAS DE 72 HORAS DE RECEPCION EN EL LABORATORIO Y SIN RESULTADO |
|-------------------|---|---|
| AHOME | 28 | 17 |
| CHOIX | 2 | 1 |
| EL FUERTE | 2 | 2 |
| GUASAVE | 12 | 8 |
| SINALOA | 3 | 3 |
| ANGOSTURA | 2 | 2 |
| MOCORITO | 4 | 2 |
| SALVADOR ALVARADO | 7 | 7 |
| BADIRAGUATO | 4 | 4 |
| CULIACAN | 444 | 407 |
| NAVOLATO | 14 | 12 |
| COSALA | 2 | 2 |
| ELOTA | 4 | 4 |
| SAN IGNACIO | 2 | 1 |
| CONCORDIA | 0 | 0 |
| ESCUINAPA | 8 | 1 |
| MAZATLAN | 58 | 34 |
| ROSARIO | 5 | 3 |
| Total | 601 | 510 |
| Otro Estado | 7 | 4 |

COVID-19 Sinaloa: Unidades de Salud con retraso en Dictaminación ó Confirmación de Defunciones Sospechosas a COVID-19 en Plataforma SISVER.



| Información al día: sábado, 12 de diciembre de 2020 | |
|--|-------------------------------------|
| UNIDAD MEDICA | DEFUNCIONES PENDIENTES DE CONFIRMAR |
| HGR 1 CULIACAN | 188 |
| HGZMF 3 MAZATLAN | 114 |
| HGZMF 32 GUASAVE | 47 |
| CLINICA HOSPITAL CULIACAN S. A. DE C. V. | 35 |
| LOS MOCHIS | 31 |
| DR. M.CARDENAS DE LA VEGA | 17 |
| HGSMF 30 GUAMUCHIL | 13 |
| HOSPITAL CIVIL DE CULIACAN | 13 |
| HGZ 49 LOS MOCHIS | 6 |
| HOSPITAL MILITAR REGIONAL DE MAZATLAN, SIN. | 8 |
| HGZMF 28 COSTA RICA | 5 |
| MAZATLAN | 7 |
| HOSPITAL GENERAL CULIACAN | 4 |
| HOSPITAL FATIMA | 4 |
| OPERADORA NUEVA CLINICA SANTA MARIA S.A DE C.V | 3 |
| CLINICA HOSPITAL MARIA DEL MAR | 3 |
| HOSPITAL ANGELES CULIACAN | 2 |
| UMF 36 CULIACAN | 2 |
| UMF 56 PRADOS | 2 |
| UMFH 22 EL DORADO | 2 |
| HOSPITAL GENERAL CENTRO MEDICO DE LOS MOCHIS | 2 |
| HOSPITAL GENERAL ESCUINAPA | 1 |
| UMF 35 CULIACAN | 1 |
| UMF 55 CULIACAN | 1 |
| HR FUERTE, EL | 1 |
| UMF 46 CULIACAN | 1 |
| UMFH 11 VILLA JUAREZ | 1 |
| HGSMF 4 NAVOLATO | 1 |
| HR VILLA UNION | 1 |
| | 516 |

COVID-19, SINALOA: DEFUNCIONES POR ASOCIACION Y DICTAMINACION CLINICA EPIDEMIOLOGICA

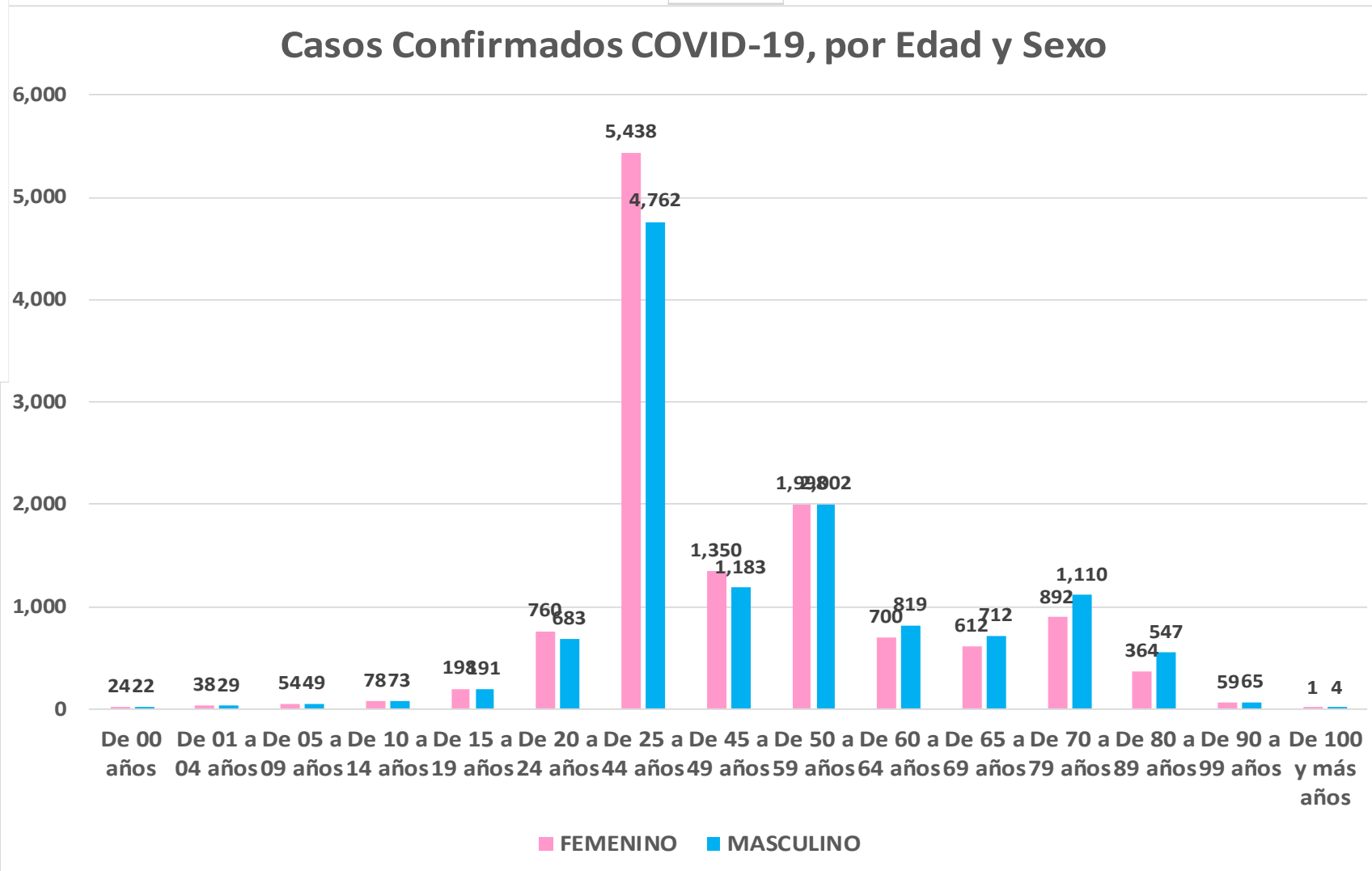
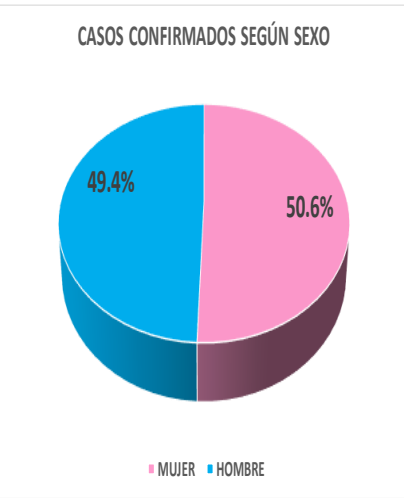
| CLASIFICACION FINAL DEFUNCIONES | Información hasta: 12/12/2020 | | | TOTAL FINAL |
|------------------------------------|-------------------------------|------------|--------------|--------------|
| | TOMA DE MUESTRA | | TOTAL | |
| | SI | NO | | |
| CONFIRMADO POR LABORATORIO | 3984 | 0 | 3,984 | 4,088 |
| CONFIRMADO POR ASOCIACIÓN | 14 | 41 | 55 | |
| CONFIRMADO POR DICTAMINACIÓN | 6 | 43 | 49 | |
| INVALIDO | 4 | 0 | 4 | 621 |
| NO REALIZADO | 100 | 0 | 100 | |
| SOSPECHOSO | 43 | 474 | 517 | |
| NEGATIVO | 1144 | 0 | 1,144 | 1,144 |
| TOTAL GENERAL | 5,295 | 558 | 5,853 | 5,853 |

COVID-19 Sinaloa: Casos confirmados por edad

y sexo

Mediana de edad: **45** años

Casos Confirmados COVID-19, por Edad y Sexo



NUEVA NORMALIDAD

24,817

Confirmados acumulados



COVID-19 Sinaloa: Casos confirmados por edad

y sexo



GRUPOS DE EDAD NOTIFICADOS EN PLATAFORMA POR COVID-19, SINALOA

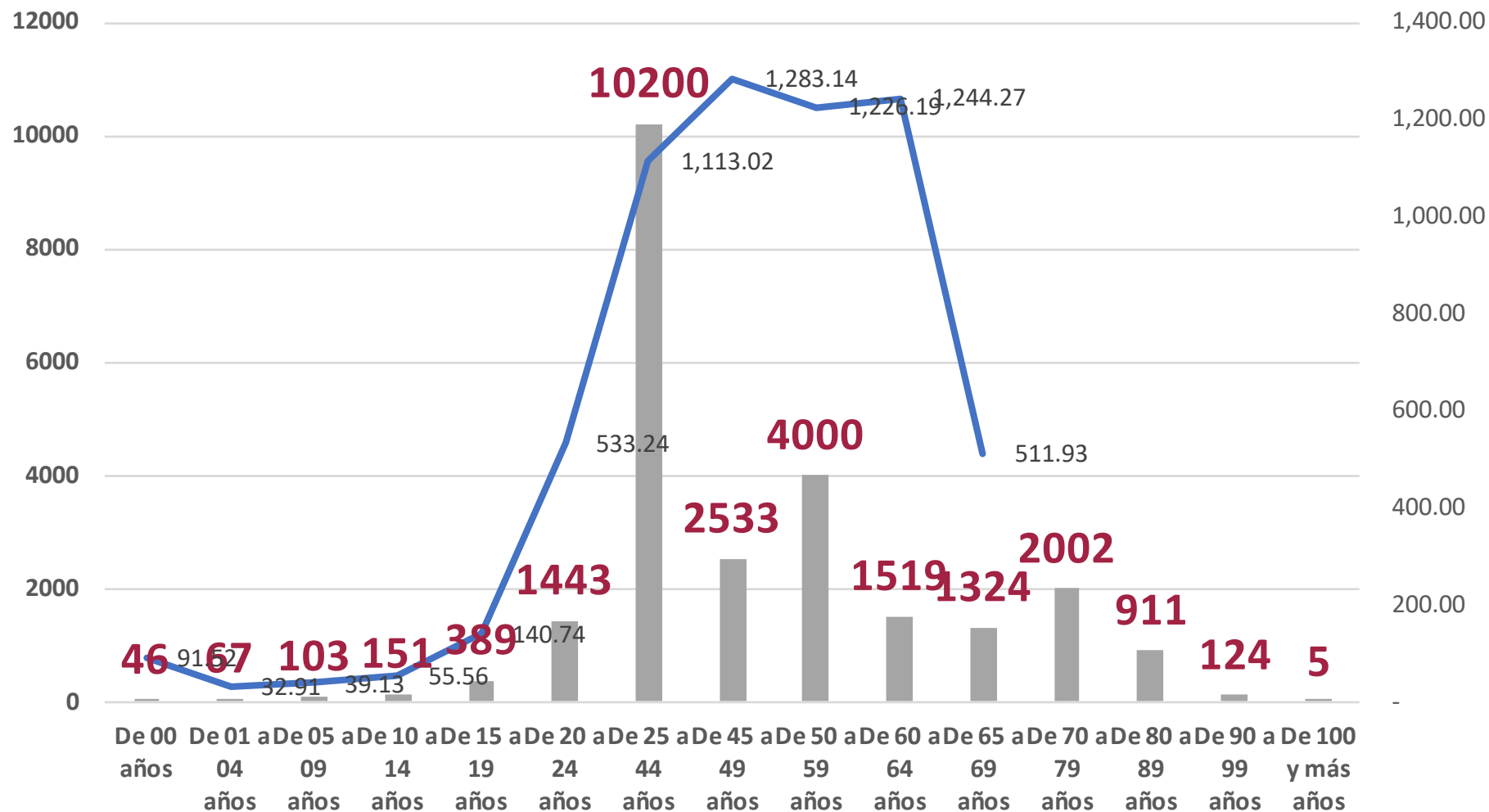
| Grupo de Edad | Sospechosos | % | CASOS (+) COVID-19 | % | Defuncion | Letalidad | Hosp-COVID-19 | Indice de Hospitalizacion | Tasa de Incidencia |
|----------------------|---------------|---------------|--------------------|---------------|--------------|--------------|---------------|---------------------------|--------------------|
| De 00 años | 357 | 0.63% | 46 | 0.2% | 1 | 2.2% | 23 | 50.0% | 91.5 |
| De 01 a 04 años | 418 | 0.7% | 67 | 0.3% | 1 | 1.5% | 19 | 28.4% | 32.9 |
| De 05 a 09 años | 462 | 0.82% | 103 | 0.4% | 3 | 2.9% | 21 | 20.4% | 39.1 |
| De 10 a 14 años | 603 | 1.1% | 151 | 0.6% | 4 | 2.6% | 18 | 11.9% | 55.6 |
| De 15 a 19 años | 1,355 | 2.40% | 389 | 1.6% | 5 | 1.3% | 40 | 10.3% | 140.7 |
| De 20 a 24 años | 4,146 | 7.3% | 1,443 | 5.8% | 14 | 1.0% | 87 | 6.0% | 533.2 |
| De 25 a 44 años | 24,398 | 43.21% | 10,200 | 41.1% | 238 | 2.3% | 1,170 | 11.5% | 1,113.0 |
| De 45 a 49 años | 5,567 | 9.9% | 2,533 | 10.2% | 232 | 9.2% | 609 | 24.0% | 1,283.1 |
| De 50 a 59 años | 8,296 | 14.69% | 4,000 | 16.1% | 718 | 18.0% | 1,643 | 41.1% | 1,226.2 |
| De 60 a 64 años | 2,879 | 5.1% | 1,519 | 6.1% | 506 | 33.3% | 930 | 61.2% | 1,244.3 |
| De 65 a 69 años | 2,388 | 4.23% | 1,324 | 5.3% | 555 | 41.9% | 955 | 72.1% | 511.9 |
| De 70 a 79 años | 3,615 | 6.4% | 2,002 | 8.1% | 1,072 | 53.5% | 1,638 | 81.8% | |
| De 80 a 89 años | 1,714 | 3.04% | 911 | 3.7% | 559 | 61.4% | 775 | 85.1% | |
| De 90 a 99 años | 262 | 0.5% | 124 | 0.5% | 76 | 61.3% | 103 | 83.1% | |
| De 100 y más años | 10 | 0.02% | 5 | 0.0% | 0 | 0.0% | 2 | 40.0% | |
| Total general | 56,470 | 100.0% | 24,817 | 100.0% | 3,984 | 16.1% | 8,033 | 32.4% | 786.2 |

NUEVA NORMALIDAD

Tasa de Letalidad Estatal
16.1%



Casos Notificados y Confirmados en el Estado de Sinaloa por Grupo de Edad en Plataforma COVID-19



NUEVA NORMALIDAD

Tasa de Incidencia Estatal
786.18
Por 100 mil habt.



COVID-19 Sinaloa: Defunciones acumuladas por edad y sexo

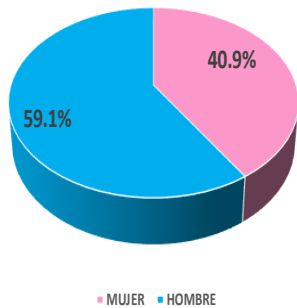
Mediana de edad: **67** años

NUEVA
NORMALIDAD

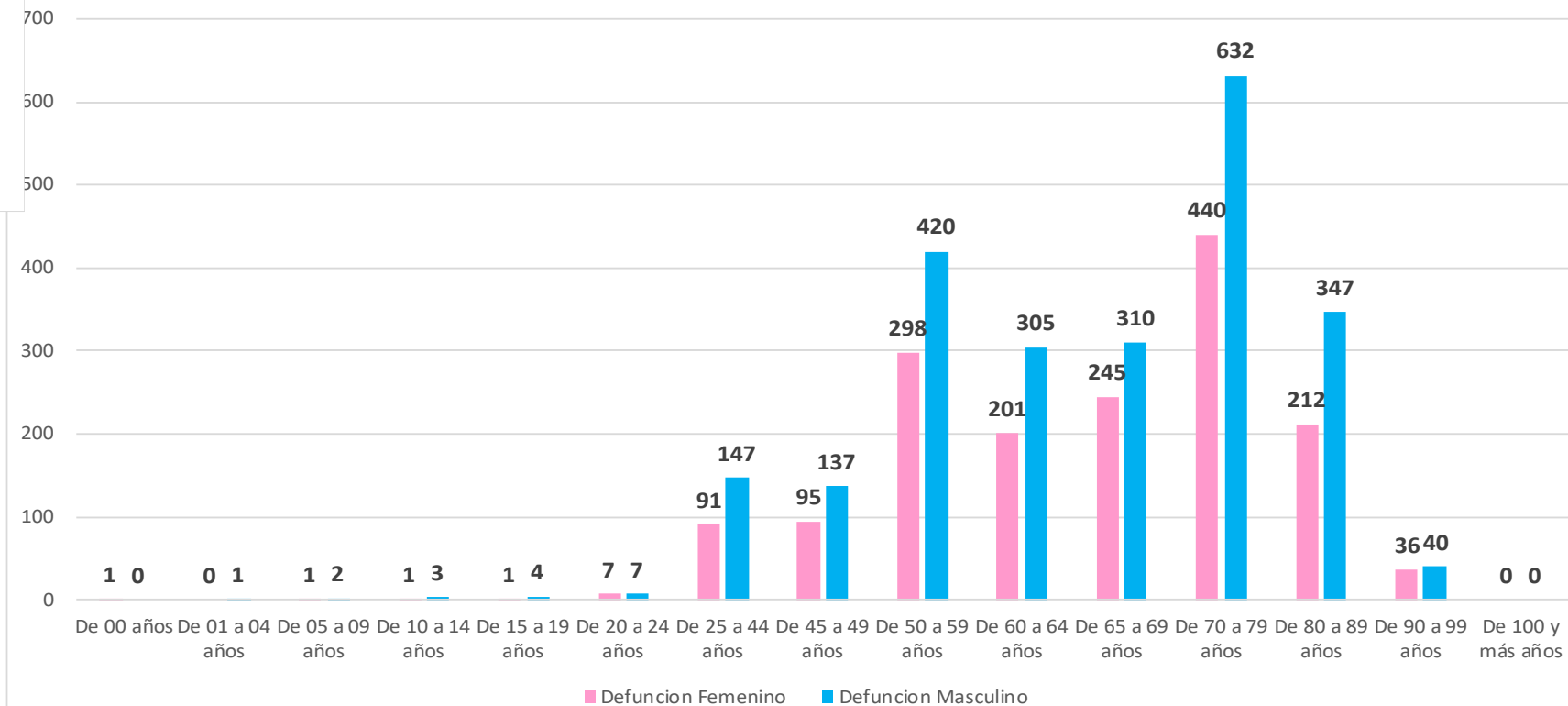
3,984

Defunciones

DEFUNCIONES CONFIRMADAS SEGÚN SEXO



DEFUNCIONES DE CASOS CONFIRMADOS COVID-19, POR EDAD Y SEXO



COVID-19 Sinaloa:

Defunciones acumuladas

por comorbilidad

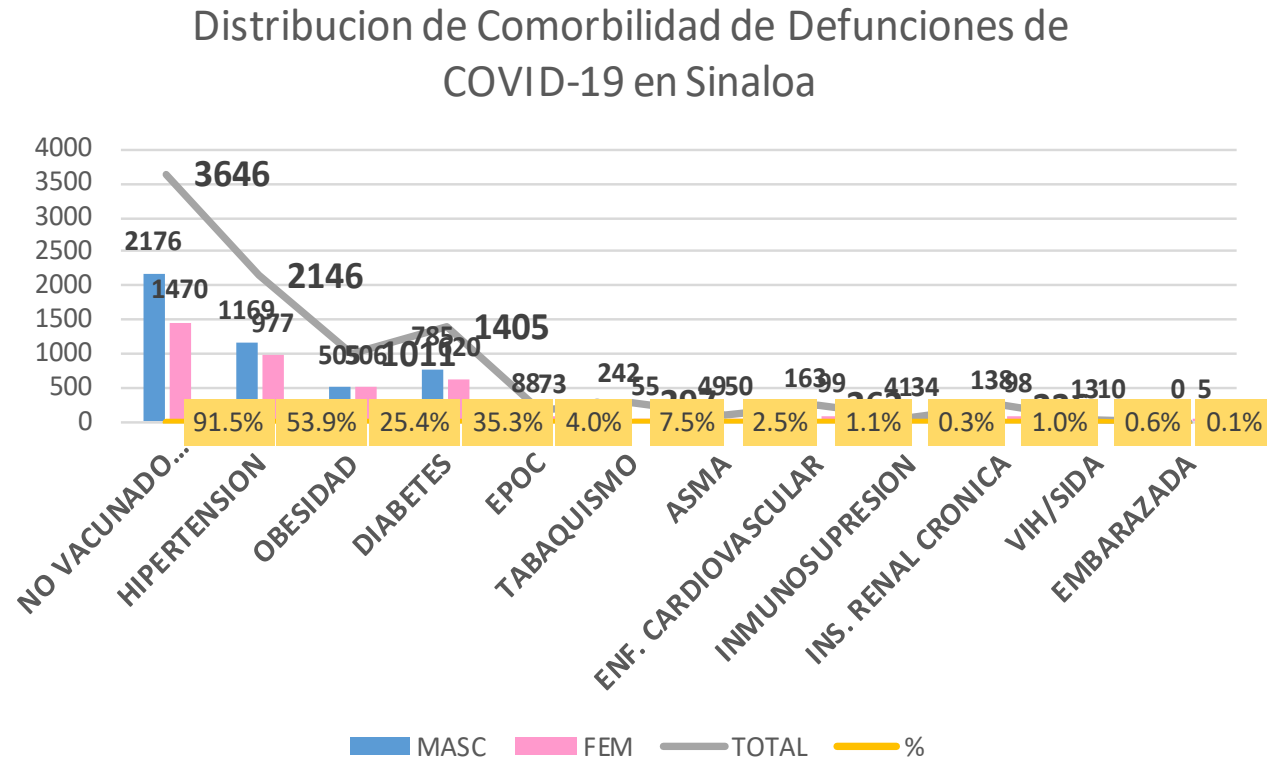
NUEVA
NORMALIDAD

3,984

Defunciones

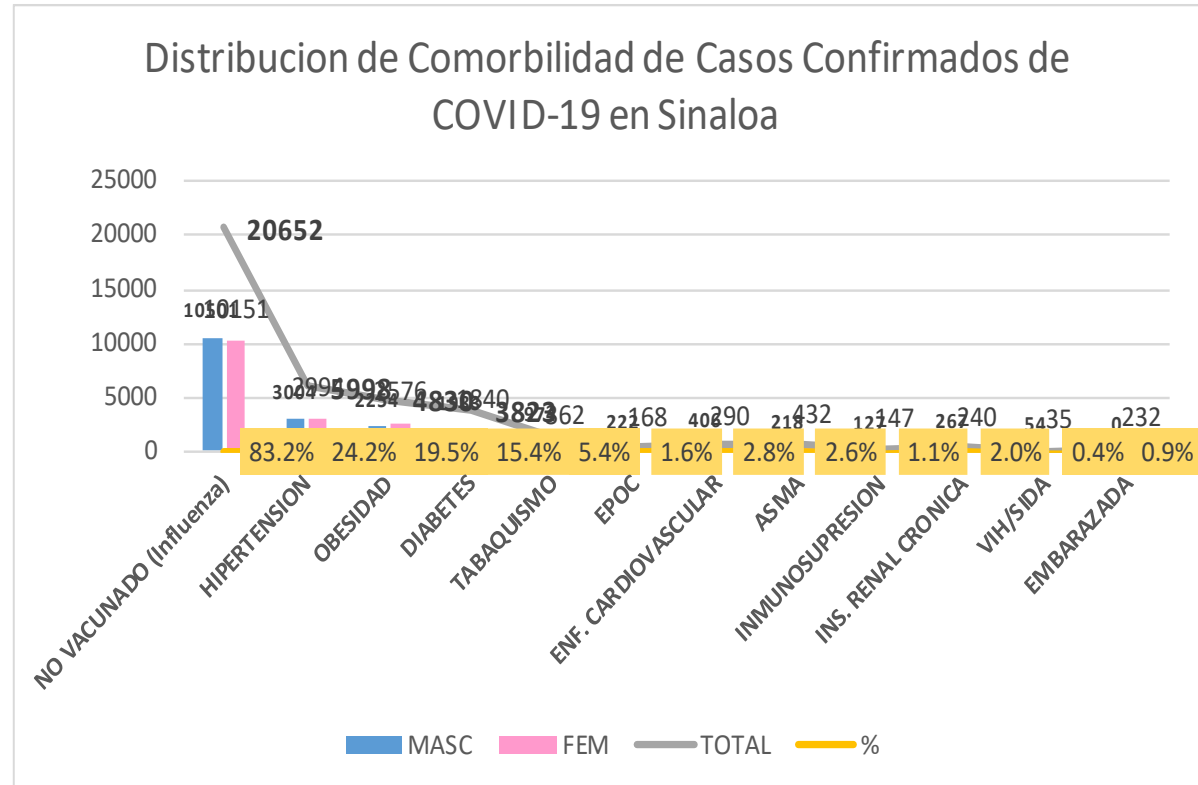


| DEFUNCIONES | | | | |
|-------------------------|------|------|-------|-------|
| 3984 | 2355 | 1629 | | |
| COMORBILIDAD | MASC | FEM | TOTAL | % |
| NO VACUNADO (Influenza) | 2176 | 1470 | 3646 | 91.5% |
| HIPERTENSION | 1169 | 977 | 2146 | 53.9% |
| OBESIDAD | 505 | 506 | 1011 | 25.4% |
| DIABETES | 785 | 620 | 1405 | 35.3% |
| EPOC | 88 | 73 | 161 | 4.0% |
| TABAQUISMO | 242 | 55 | 297 | 7.5% |
| ASMA | 49 | 50 | 99 | 2.5% |
| ENF. CARDIOVASCULAR | 163 | 99 | 262 | 1.1% |
| INMUNOSUPRESION | 41 | 34 | 75 | 0.3% |
| INS. RENAL CRONICA | 138 | 98 | 236 | 1.0% |
| VIH/SIDA | 13 | 10 | 23 | 0.6% |
| EMBARAZADA | 0 | 5 | 5 | 0.1% |



COVID-19 Sinaloa: Casos Confirmados por comorbilidad

| CASOS CONFIRMADOS | | | | |
|-------------------------|-------|-------|-------|-------|
| | 24815 | 12250 | 12565 | |
| COMORBILIDAD | MASC | FEM | TOTAL | % |
| NO VACUNADO (Influenza) | 10501 | 10151 | 20652 | 83.2% |
| HIPERTENSION | 3004 | 2994 | 5998 | 24.2% |
| OBESIDAD | 2254 | 2576 | 4830 | 19.5% |
| DIABETES | 1983 | 1840 | 3823 | 15.4% |
| TABAQUISMO | 974 | 362 | 1336 | 5.4% |
| EPOC | 222 | 168 | 390 | 1.6% |
| ENF. CARDIOVASCULAR | 406 | 290 | 696 | 2.8% |
| ASMA | 218 | 432 | 650 | 2.6% |
| INMUNOSUPRESION | 127 | 147 | 274 | 1.1% |
| INS. RENAL CRONICA | 267 | 240 | 507 | 2.0% |
| VIH/SIDA | 54 | 35 | 89 | 0.4% |
| EMBARAZADA | 0 | 232 | 232 | 0.9% |



NUEVA NORMALIDAD

Confirmados acumulados
24,817



COVID-19 Sinaloa:

Confirmados y Defunciones acumuladas por Institución

NUEVA NORMALIDAD

3,984

Defunciones



CONFIRMADOS POR INSTITUCION EN PLATAFORMA POR COVID-19, SINALOA

| Institucion | Notificados | Confirmados | % | Defunciones |
|-----------------------|---------------|---------------|---------------|--------------|
| SSA | 20,372 | 8,581 | 34.6% | 829 |
| IMSS | 27,765 | 12,385 | 49.9% | 2,261 |
| IMSS_PR | 593 | 282 | 1.1% | 37 |
| ISSSTE | 3,833 | 1,845 | 7.4% | 571 |
| PEMEX | 0 | 0 | 0.0% | 0 |
| Privados | 1,583 | 497 | 2.0% | 73 |
| SEDENA | 437 | 220 | 0.9% | 37 |
| SEMAR | 469 | 181 | 0.7% | 29 |
| Servicios Estatales | 1,091 | 618 | 2.5% | 132 |
| Servicios Municipales | 327 | 208 | 0.8% | 15 |
| Universitarios | 0 | 0 | 0.0% | 0 |
| Cruz Roja | 0 | 0 | 0.0% | 0 |
| DIF | 0 | 0 | 0.0% | 0 |
| Total | 56,470 | 24,817 | 100.0% | 3,984 |

CLASIFICACION DE DEFUNCIONES CONFIRMADAS, NEGATIVAS Y SOSPECHOSAS EN PLATAFORMA COVID-19, SINALOA, AL DIA DE HOY:

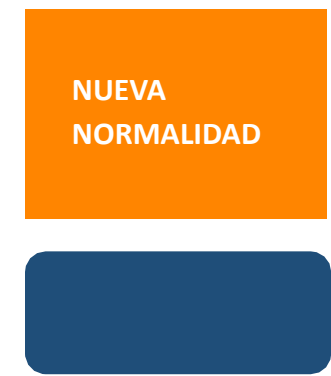
| Institucion | Defunciones Positivas a COVID-19 | Defunciones NEGATIVAS a COVID-19 | Defunciones SOSPECHOSAS a COVID-19*** |
|-----------------------|----------------------------------|----------------------------------|---------------------------------------|
| SSA | 829 | 180 | 5 |
| IMSS | 2,261 | 768 | 385 |
| IMSS_PR | 37 | 14 | 2 |
| ISSSTE | 571 | 123 | 55 |
| PEMEX | 0 | 0 | 0 |
| Privados | 73 | 8 | 49 |
| SEDENA | 37 | 8 | 8 |
| SEMAR | 29 | 4 | 0 |
| Servicios Estatales | 132 | 19 | 13 |
| Servicios Municipales | 15 | 0 | 0 |
| Universitarios | 0 | 0 | 0 |
| Cruz Roja | 0 | 0 | 0 |
| DIF | 0 | 0 | 0 |
| Total | 3,984 | 1,124 | 517 |

*** PENDIENTES DE DICTAMINAR

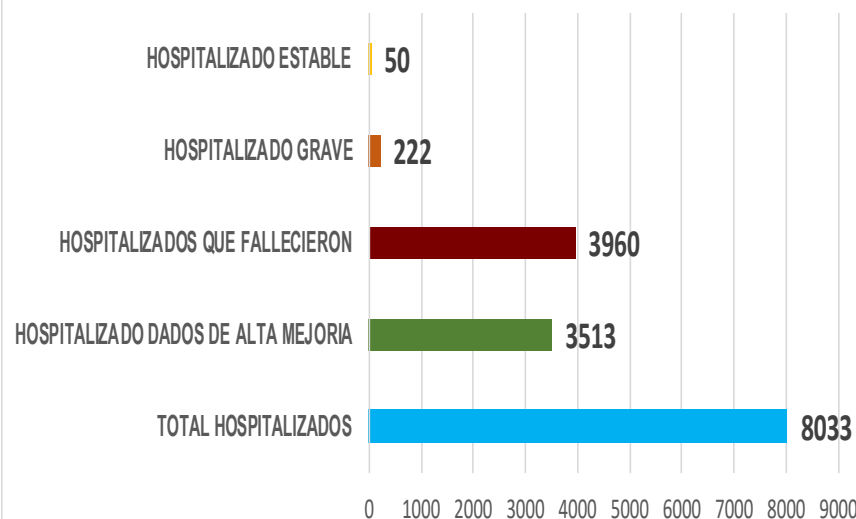
COVID-19 Sinaloa: Tipo de Paciente por Evolución Hospitalaria

| TIPO DE PACIENTE REG. CONFIRMADO POR COVID-19, SINALOA | | |
|--|--------------|---------------|
| TIPO DE PACIENTE CONFIRMADO POR COVID-19, SINALOA POR EVOLUCION DE GRAVEDAD AL 12/dic/2020 | | |
| EVOLUCION HOSPITALARIA | Casos | % |
| AMBULATORIO | 16784 | 67.6% |
| HOSPITALIZADO | 8033 | 32.4% |
| | 24817 | 100.0% |

| TIPO DE PACIENTE HOSPITALIZADOS Y CONFIRMADO POR COVID-19, SINALOA | | |
|--|------|-------|
| TOTAL HOSPITALIZADOS | 8033 | % |
| HOSPITALIZADO DADOS DE ALTA MEJORIA | 3513 | 43.7% |
| HOSPITALIZADOS QUE FALLECIERON | 3960 | 49.3% |
| HOSPITALIZADO GRAVE | 222 | 2.8% |
| HOSPITALIZADO ESTABLE | 50 | 0.6% |



Tipo de paciente Hospitalizado y Confirmado por COVID-19



Casos Hospitalizados Intubados y Positivos a SARS-Cov-2

| | | |
|-------------------------------------|------|--------|
| Total de Casos Intubados | 1324 | 100.0% |
| Total de Intubados No Grave | 1 | 0.1% |
| Total de Intubados Grave | 26 | 2.0% |
| Total de Intubados con Alta Mejoria | 209 | 15.8% |
| Total de Intubados Fallecidos | 1070 | 80.8% |
| Total de Intubados Alta Traslado | 10 | 0.8% |



COVID-19 Sinaloa:

Casos confirmados y Defunciones por Ocupación



NUEVA
NORMALIDAD

3,984

Defunciones

Confirmados
acumulados

24,817



| DEFUNCIONES EN PERSONAL DE LA SALUD POR GRUPO DE EDAD CON SARS-Cov2 | | | | | | | |
|---|-----------|------------|--------------------------------|----------------|-----------|-----------|---------------|
| DEFUNCIONES POR GRUPO DE EDAD CON SARS-Cov2 | MEDICOS | ENFERMERAS | OTROS TRABAJADORES DE LA SALUD | LABORATORISTAS | DENTISTAS | Total | % |
| De 20 a 24 años | 0 | 0 | 0 | 0 | 0 | 0 | 0.0% |
| De 25 a 44 años | 5 | 3 | 0 | 0 | 0 | 8 | 13.1% |
| De 45 a 49 años | 3 | 1 | 1 | 0 | 0 | 5 | 8.2% |
| De 50 a 59 años | 6 | 4 | 7 | 1 | 0 | 18 | 29.5% |
| De 60 a 64 años | 9 | 1 | 0 | 0 | 0 | 10 | 16.4% |
| De 65 a 69 años | 7 | 0 | 3 | 0 | 1 | 11 | 18.0% |
| De 70 a 79 años | 4 | 0 | 2 | 0 | 0 | 6 | 9.8% |
| De 80 a 89 años | 1 | 1 | 1 | 0 | 0 | 3 | 4.9% |
| De 90 a 99 años | 0 | 0 | 0 | 0 | 0 | 0 | 0.0% |
| De 100 y más años | 0 | 0 | 0 | 0 | 0 | 0 | 0.0% |
| Total general | 35 | 10 | 14 | 1 | 1 | 61 | 100.0% |

57.4% 16.4% 23.0% 1.6% 1.6% 100.0%

16.1%

| OCUPACIÓN | ESTATAL | |
|--|----------------------------|------------------------------|
| | CASOS CONFIRMADOS COVID-19 | DEFUNCIONES COVID-19 ESTATAL |
| OTROS TRABAJADORES DE LA SALUD | 1383 | 14 |
| MEDICOS | 1333 | 35 |
| ENFERMERAS | 2054 | 10 |
| DENTISTAS | 58 | 1 |
| LABORATORISTAS | 116 | 1 |
| OTROS PROFESIONISTAS | 548 | 31 |
| ESTUDIANTES | 793 | 17 |
| JUBILADO / PENSIONADO | 1941 | 974 |
| GERENTES O PROPIETARIOS DE EMPRESAS O NEGOCIOS | 101 | 15 |
| HOGAR | 3831 | 1168 |
| COMERCIANTES DE MERCADOS FIJOS O AMBULANTES | 373 | 75 |
| CHOFERES | 199 | 40 |
| MAESTROS | 366 | 36 |
| CAMPESINOS | 252 | 86 |
| OBREROS | 156 | 37 |
| OTROS | 3158 | 449 |
| DESEM PLEADOS | 1395 | 490 |
| EMPLEADOS | 6758 | 505 |

24815

3984

COVID-19 Sinaloa:

Casos confirmados en personal de la salud por Municipio



| CASOS CONFIRMADOS SARS-Cov2 EN PERSONAL DE LA SALUD POR MUNICIPIO | | | | | | | |
|---|-------------|-------------|--------------------------------|----------------|-----------|-------------|--------------|
| Municipios | MEDICOS | ENFERMERAS | OTROS TRABAJADORES DE LA SALUD | LABORATORISTAS | DENTISTAS | Total | % |
| AHOME | 225 | 367 | 272 | 23 | 4 | 891 | 18.0% |
| CHOIX | 4 | 5 | 5 | 0 | 0 | 14 | 0.3% |
| EL FUERTE | 12 | 26 | 17 | 2 | 0 | 57 | 1.2% |
| GUASAVE | 109 | 220 | 102 | 12 | 5 | 448 | 9.0% |
| SINALOA | 9 | 16 | 6 | 1 | 0 | 32 | 0.6% |
| ANGOSTURA | 11 | 16 | 1 | 2 | 0 | 30 | 0.6% |
| MOCORITO | 3 | 4 | 1 | 0 | 0 | 8 | 0.2% |
| SALVADOR ALVARADO | 47 | 62 | 22 | 3 | 0 | 134 | 2.7% |
| BADIRAGUATO | 2 | 2 | 1 | 0 | 0 | 5 | 0.1% |
| CULIACÁN | 629 | 840 | 635 | 46 | 35 | 2185 | 44.1% |
| NAVOLATO | 23 | 103 | 38 | 2 | 2 | 168 | 3.4% |
| COSALÁ | 8 | 4 | 2 | 0 | 1 | 15 | 0.3% |
| ELOTA | 4 | 2 | 2 | 0 | 0 | 8 | 0.2% |
| SAN IGNACIO | 0 | 0 | 0 | 0 | 0 | 0 | 0.0% |
| CONCORDIA | 2 | 2 | 1 | 0 | 0 | 5 | 0.1% |
| ESCUINAPA | 23 | 51 | 24 | 1 | 1 | 100 | 2.0% |
| MAZATLÁN | 211 | 324 | 251 | 24 | 10 | 820 | 16.6% |
| ROSARIO | 6 | 9 | 2 | 0 | 0 | 17 | 0.3% |
| Total | 1328 | 2053 | 1382 | 116 | 58 | 4937 | 99.7% |
| Otro Estado | 9 | 3 | 2 | 0 | 0 | 14 | 0.3% |

NUEVA NORMALIDAD

3,984

Defunciones

Confirmados acumulados
24,817



COVID-19 Sinaloa:

Casos confirmados en personal de la salud por Institución y Grupo de Edad



| CASOS CONFIRMADOS SARS-Cov2 EN PERSONAL DE LASALUD POR INSTITUCION | | | | | | | |
|--|-------------|-------------|--------------------------------|----------------|-----------|-------------|---------------|
| INSTITUCION | MEDICOS | ENFERMERAS | OTROS TRABAJADORES DE LA SALUD | LABORATORISTAS | DENTISTAS | Total | % |
| SSA | 523 | 648 | 485 | 36 | 40 | 1732 | 35.0% |
| IMSS | 553 | 1060 | 737 | 55 | 11 | 2416 | 48.9% |
| IMSS_PR | 36 | 31 | 22 | 2 | 1 | 92 | 1.9% |
| ISSSTE | 98 | 217 | 78 | 13 | 4 | 410 | 8.3% |
| PEMEX | 0 | 0 | 0 | 0 | 0 | 0 | 0.0% |
| Privados | 36 | 21 | 14 | 5 | 0 | 76 | 1.5% |
| SEDENA | 3 | 4 | 6 | 1 | 0 | 14 | 0.3% |
| SEMAR | 7 | 18 | 5 | 2 | 2 | 34 | 0.7% |
| *Servicios | 64 | 44 | 24 | 2 | 0 | 134 | 2.7% |
| **Servicios | 13 | 11 | 12 | 0 | 0 | 36 | 0.7% |
| Universitar | 0 | 0 | 0 | 0 | 0 | 0 | 0.0% |
| Cruz Roja | 0 | 0 | 0 | 0 | 0 | 0 | 0.0% |
| DIF | 0 | 0 | 0 | 0 | 0 | 0 | 0.0% |
| TOTAL | 1333 | 2054 | 1383 | 116 | 58 | 4944 | 100.0% |

*Servicios Estatales (Hosp. Civil Culiacan)

**Servicios Municipales (Hosp. Maza de Juarez Mazatlan)

| CASOS CONFIRMADOS SARS-Cov2 EN PERSONAL DE LASALUD POR GRUPO DE EDAD | | | | | | | |
|--|-------------|-------------|--------------------------------|----------------|-----------|-------------|---------------|
| GRUPO DE EDAD EN PERSONAL DE LA SALUD CON COVID-19 | MEDICOS | ENFERMERAS | OTROS TRABAJADORES DE LA SALUD | LABORATORISTAS | DENTISTAS | Total | % |
| De 20 a 24 años | 94 | 110 | 77 | 4 | 3 | 288 | 5.8% |
| De 25 a 44 años | 821 | 1423 | 873 | 67 | 32 | 3216 | 65.0% |
| De 45 a 49 años | 126 | 271 | 192 | 16 | 7 | 612 | 12.4% |
| De 50 a 59 años | 176 | 224 | 195 | 24 | 12 | 631 | 12.8% |
| De 60 a 64 años | 73 | 16 | 22 | 4 | 2 | 117 | 2.4% |
| De 65 a 69 años | 29 | 6 | 11 | 0 | 2 | 48 | 1.0% |
| De 70 a 79 años | 10 | 3 | 11 | 0 | 0 | 24 | 0.5% |
| De 80 a 89 años | 4 | 1 | 1 | 1 | 0 | 7 | 0.1% |
| De 90 a 99 años | 0 | 1 | 0 | 0 | 0 | 1 | 0.0% |
| De 100 y más años | 0 | 0 | 0 | 0 | 0 | 0 | 0.0% |
| Total general | 1333 | 2055 | 1382 | 116 | 58 | 4944 | 100.0% |

NUEVA NORMALIDAD

3,984

Defunciones

Confirmados acumulados

24,817





SERVICIOS DE SALUD DE SINALOA

SUBDIRECCIÓN DE VIGILANCIA EPIDEMIOLÓGICA

Situación de la Notificación de Casos y Defunciones en las Diferentes Unidades de Salud

| CLUES | INSTIT | NOMBRE DE LA UNIDAD | Notificados | Confirmados | Defunciones Positivas a Sars-CoV-2 |
|-------------|--------|--|-------------|-------------|------------------------------------|
| SLSSA000024 | SSA | HOSPITAL GENERAL LOS MOCHIS | 1201 | 598 | 214 |
| SLSSA000963 | SSA | HOSPITAL INTEGRAL CHOIX | 14 | 7 | 0 |
| SLSSA002573 | SSA | HOSPITAL INTEGRAL VALLE DEL CARRIZO | 0 | 0 | 0 |
| SLSSA001255 | SSA | HOSPITAL GENERAL GUASAVE | 439 | 280 | 94 |
| SLSSA002136 | SSA | HOSPITAL INTEGRAL DE SINALOA DE LEYVA | 0 | 0 | 0 |
| SLSSA000193 | SSA | HOSPITAL INTEGRAL ANGOSTURA | 26 | 19 | 0 |
| SLSSA001716 | SSA | HOSPITAL INTEGRAL MOCORITO | 35 | 16 | 1 |
| SLSSA018113 | SSA | HOSPITAL GENERAL DE GUAMUCHIL | 611 | 342 | 60 |
| SLSSA000246 | SSA | HOSPITAL INTEGRAL BADIRAGUATO | 257 | 111 | 0 |
| SLSSA000666 | SSA | HOSPITAL GENERAL CULIACÁN | 2280 | 914 | 253 |
| SLSSA002491 | SSA | HOSPITAL INTEGRAL NAVOLATO | 100 | 38 | 0 |
| SLSSA017582 | SSA | HOSPITAL INTEGRAL VALLE DE SAN LORENZO | 7 | 0 | 0 |
| SLSSA018265 | SSA | HOSPITAL GENERAL EL DORADO | 258 | 84 | 3 |
| SLSSA000572 | SSA | HOSPITAL INTEGRAL COSALA | 201 | 55 | 1 |
| SLSSA017570 | SSA | HOSPITAL INTEGRAL SAN IGNACIO | 1 | 0 | 0 |
| SLSSA017594 | SSA | HOSPITAL GENERAL LA CRUZ | 26 | 6 | 0 |
| SLSSA000473 | SSA | HOSPITAL INTEGRAL CONCORDIA | 27 | 14 | 1 |
| SLSSA001873 | SSA | HOSPITAL INTEGRAL DE EL ROSARIO | 168 | 84 | 2 |
| SLSSA002585 | SSA | HOSPITAL GENERAL DE MAZATLÁN | 622 | 387 | 154 |
| SLSSA018253 | SSA | HOSPITAL GENERAL ESCUINAPA | 441 | 235 | 39 |

| TOTAL DE CASOS COVID-19 NOTIFICADOS EN MPIO. DE CULIACAN | | | | 14679 | 6258 | 1611 |
|--|-------------|--------|--|-------------|-------------|--------------------------------------|
| MUNICIPIO | CLUES | INSTIT | NOMBRE DE LA UNIDAD | Notificados | Confirmados | Defunciones (Positivas a SARS-CoV-2) |
| CULIACÁN | SLIMS000131 | IMSS | HGR 1 CULIACÁN | 5104 | 2427 | 807 |
| CULIACÁN | SLIMS000184 | IMSS | HGZMF 28 COSTA RICA | 861 | 312 | 58 |
| CULIACÁN | SLIST000073 | ISSSTE | C.M.F. CULIACAN | 2 | 0 | 0 |
| CULIACÁN | SLIST000085 | ISSSTE | DR. MANUEL CARDENAS DE LA VEGA | 2730 | 1252 | 333 |
| CULIACÁN | SLSME000016 | SME | HOSPITAL CIVIL DE CULIACÁN | 1094 | 619 | 132 |
| CULIACÁN | SLSMP000365 | SMP | CLÍNICA DE REHABILITACIÓN Y ESPECIALIDADES | 42 | 20 | 1 |
| CULIACÁN | SLSMP000370 | SMP | CLÍNICA HOSPITAL CULIACÁN S. A. DE C. V. | 276 | 15 | 8 |
| CULIACÁN | SLSMP000394 | SMP | SANATORIO CEMSI CHAPULTEPEC | 57 | 3 | 1 |
| CULIACÁN | SLSMP000411 | SMP | SANATORIO BATIZ RAMOS | 3 | 1 | 0 |
| CULIACÁN | SLSMP000440 | SMP | OPERADORA NUEVA CLÍNICA SANTA MARÍA S.A DE | 86 | 6 | 3 |
| CULIACÁN | SLSMP000534 | SMP | HOSPITAL ÁNGELES CULIACÁN | 700 | 247 | 0 |
| CULIACÁN | SLSSA017606 | SSA | HOSPITAL DE LA MUJER | 432 | 91 | 1 |
| CULIACÁN | SLSSA018265 | SSA | HOSPITAL GENERAL EL DORADO | 258 | 84 | 3 |
| CULIACÁN | SLSME000021 | SME | -HOSPITAL PEDIATRICO | 6 | 2 | 0 |
| CULIACÁN | SLSSA002556 | SSA | HOSPITAL PEDIATRICO DE SINALOA | 672 | 214 | 4 |
| CULIACÁN | SLSMP002815 | SMP | MEDICA DE LA CIUDAD | 76 | 51 | 7 |
| CULIACÁN | SLSSA000666 | SSA | HOSPITAL GENERAL CULIACÁN | 2280 | 914 | 253 |



SERVICIOS DE SALUD DE SINALOA
SUBDIRECCIÓN DE VIGILANCIA EPIDEMIOLÓGICA

REPORTES POR JURISDICCION SANITARIA

PLATAFORMA SISVER

COVID-19 Sinaloa:

Casos y Defunciones JURISDICCIÓN MOCHIS



NUEVA NORMALIDAD

841

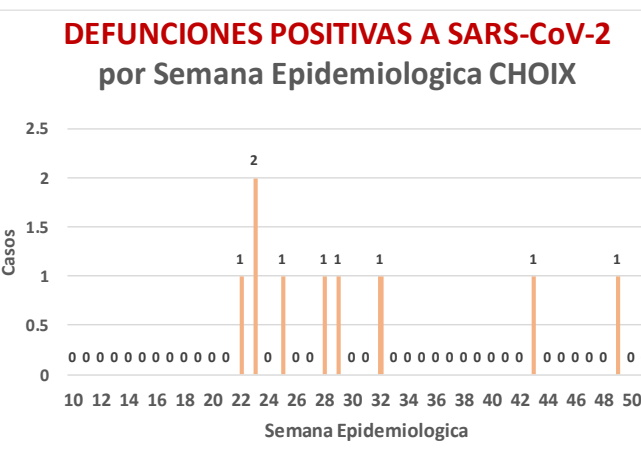
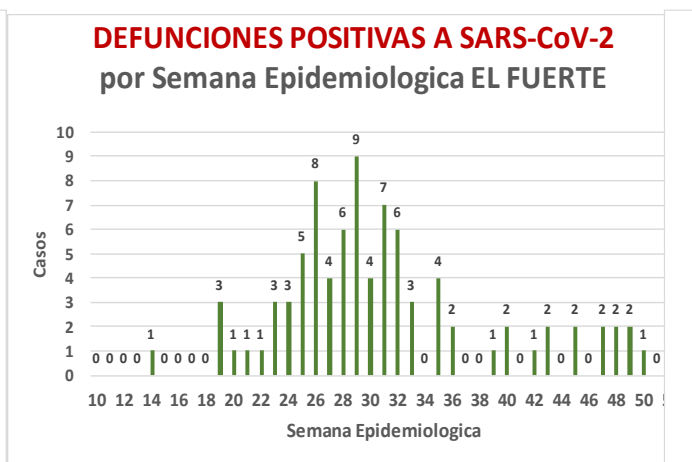
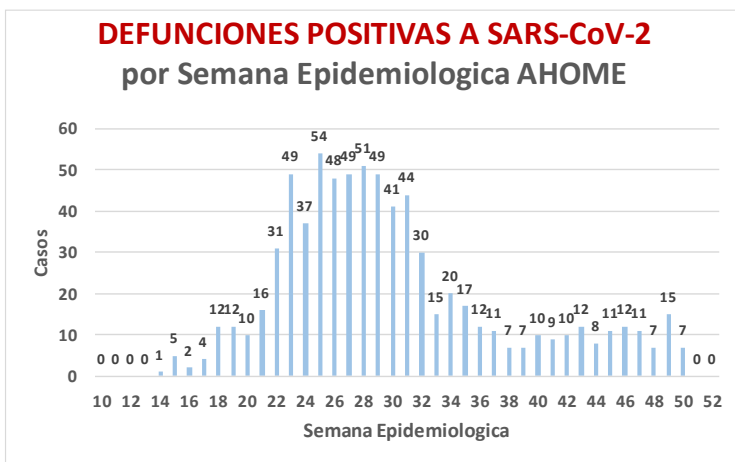
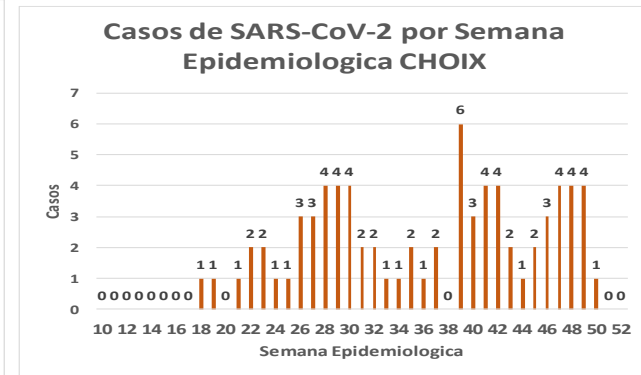
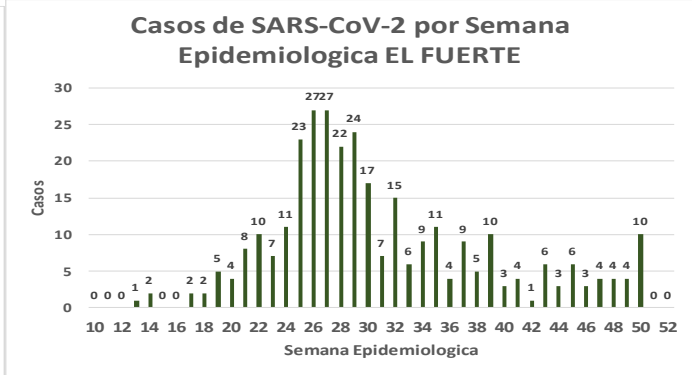
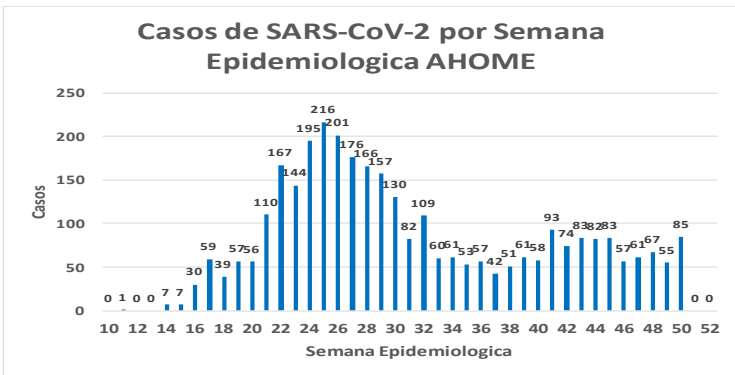
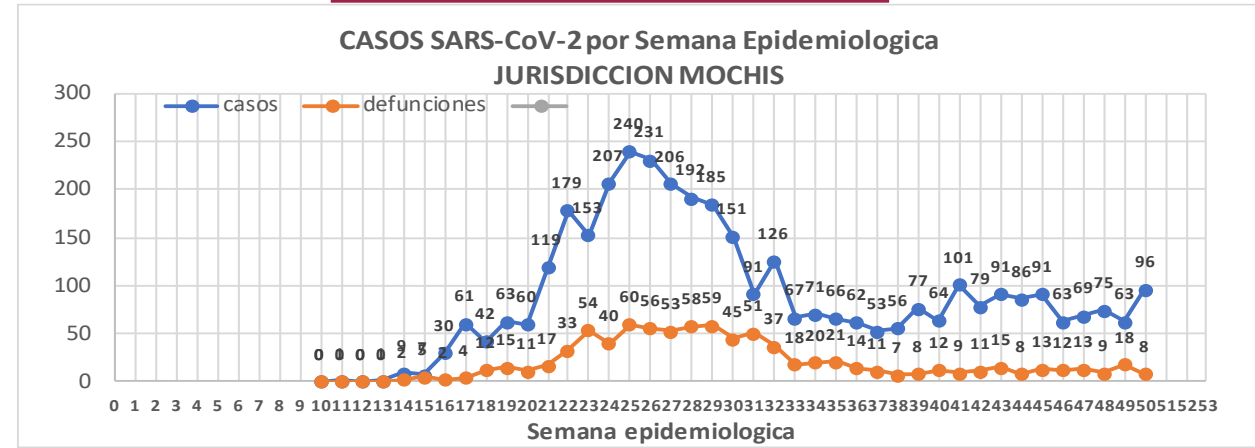
Defunciones Jurisdicción Mochis



Datos actualizados al **sábado, 12 de diciembre de 2020**

| JURISDICCION SANITARIA | Casos Acum. SARS-CoV-2* | % |
|-----------------------------|-------------------------|---------------|
| Jurisd. No. 1 Mochis | 3684 | 100.0% |
| AHOME | 3292 | 89.4% |
| CHOIX | 76 | 2.1% |
| EL FUERTE | 316 | 8.6% |

* Municipio de residencia



JURISDICCION No. 1 , MOCHIS

| INSTITUCION | NO ADECUADO | RECHAZADA | NO RECIBIDA | SOSPECHOSOS | TOTAL CON MUESTRA | % SOSPECHOSOS |
|--------------------|-------------|-----------|-------------|--------------|-------------------|---------------|
| IMSS | 0 | 48 | 9 | 4,021 | 4,078 | 51.6% |
| IMSS-OPORTUNIDADES | 0 | 5 | 0 | 307 | 312 | 3.9% |
| ISSSTE | 1 | 6 | 0 | 453 | 460 | 5.8% |
| PRIVADA | 1 | 1 | 0 | 126 | 128 | 1.6% |
| SEDENA | 0 | 0 | 0 | 5 | 5 | 0.1% |
| SEMAR | 3 | 4 | 1 | 145 | 153 | 1.9% |
| SSA | 31 | 8 | 0 | 2,729 | 2,768 | 35.0% |
| PEMEX | 0 | 0 | 0 | 0 | 0 | 0.0% |
| ESTATAL | 0 | 0 | 0 | 3 | 3 | 0.0% |
| MUNICIPAL | 0 | 1 | 0 | 0 | 1 | 0.0% |
| TOTAL | 36 | 73 | 10 | 7,789 | 7,908 | 100.0% |
| | 0.5% | 0.9% | 0.1% | 98.5% | 100.0% | |

| RESULTADO DEFINITIVO EN PLATAFORMA SISVER; JUR MOCHIS | |
|---|------|
| SARS-CoV-2 | 3709 |
| NEGATIVO | 3784 |
| NO RECIBIDA | 10 |
| INF AH1N1 PMD | 54 |
| RECHAZADA | 73 |
| B | 18 |
| A H3 | 1 |
| METAPNEUMOVIRUS | 3 |
| ENTEROV//RHINOVIRUS | 2 |
| CORONA OC43 | 0 |
| NO ADECUADO | 36 |
| INF A | 3 |
| CORONA 229E | 0 |
| CORONA NL63 | 0 |
| CORONA HKU1 | 0 |
| VSR | 1 |
| ADENOVIRUS | 0 |
| PARAINFLUENZA 3 | 0 |
| NO SUBTIPIFICADO | 0 |

NUEVA NORMALIDAD

841

Defunciones
Jurisdicción
Mochis



INFORMACION AL DIA : sábado, 12 de diciembre de 2020

SE TOMO MUESTRA PERO SIN RECEPCION EN LABORATORIO

| Municipios | IMSS | IMSS-OPORTUNIDADES | ISSSTE | PRIVADA | SEDENA | SEMAR | SSA | PEMEX | ESTATAL | MUNICIPAL | TOTAL |
|---------------------------|------------|--------------------|----------|-----------|----------|----------|----------|----------|----------|-----------|------------|
| AHOME | 149 | 2 | 6 | 18 | 0 | 5 | 8 | 0 | 0 | 0 | 188 |
| CHOIX | 2 | 0 | 0 | 1 | 0 | 0 | 1 | 0 | 0 | 0 | 4 |
| EL FUERTE | 8 | 8 | 3 | 3 | 0 | 0 | 0 | 0 | 0 | 0 | 22 |
| TOTAL JURISDICCION | 159 | 10 | 9 | 22 | 0 | 5 | 9 | 0 | 0 | 0 | 214 |

Unidades de Salud que han reportado en SISVER

| MUNICIPIO | CLUES | SECTOR | UNIDAD | Defunciones en la Semana Epidemiológica | | | Total Defunciones Asociadas a SarsCov-2 | Casos confirmados en la Semana Epidemiológica | | | Total de Casos Confirmados | Tasa letalidad X 100 (D/G)*100 | Lugar Letalidad | PRUEBAS REALIZADAS en la Sem Epidemiológica | | | INDICE DE POSITIVIDAD | Lugar de Índice de Positividad |
|-------------------------------------|-------------|----------|--|---|----------------|----------|---|---|----------------|------------|----------------------------|--------------------------------|-----------------|---|----------------|-------------|-----------------------|--------------------------------|
| | | | | SEM EPI NUM-48 | SEM EPI NUM-49 | Aumento | | SEM EPI NUM-48 | SEM EPI NUM-49 | Aumento | | | | SEM EPI NUM-48 | SEM EPI NUM-49 | Aumento | | |
| AHOME | SLSMP000831 | PRIVADA | CLINICA ANGELES | 0 | 0 | 0 | 0 | 0 | 0 | 0 | 1 | 0.00 | 13 | 0 | 0 | 0 | - | - |
| AHOME | SLSMP000032 | PRIVADA | CLINICA SANTA MARIA | 0 | 0 | 0 | 0 | 0 | 0 | 0 | 1 | 0.00 | 13 | 0 | 0 | 0 | - | - |
| AHOME | SLIMS000015 | IMSS | HGP 2 LOS MOCHIS | 0 | 0 | 0 | 3 | 0 | 0 | 0 | 68 | 4.41 | 9 | 4 | 3 | -1 | 0.00 | 9 |
| AHOME | SLIMS000020 | IMSS | HGZ 49 LOS MOCHIS | 8 | 15 | 7 | 533 | 23 | 24 | 1 | 1,409 | 37.83 | 4 | 48 | 36 | -12 | 66.67 | 2 |
| AHOME | SLSMP000114 | PRIVADA | HOSPITAL FATIMA | 0 | 0 | 0 | 23 | 0 | 0 | 0 | 60 | 38.33 | 3 | 1 | 0 | -1 | - | - |
| AHOME | SLSMP000155 | PRIVADA | HOSPITAL GENERAL CENTRO MEDICO DE LOS MOCHIS | 0 | 0 | 0 | 2 | 0 | 0 | 0 | 3 | 66.67 | 1 | 0 | 0 | 0 | - | - |
| AHOME | SLSSA000024 | SSA | HOSPITAL GENERAL LOS MOCHIS | 1 | 0 | -1 | 214 | 5 | 6 | 1 | 598 | 35.79 | 5 | 22 | 16 | -6 | 37.50 | 4 |
| AHOME | SLIST000015 | ISSSTE | LOS MOCHIS | 1 | 2 | 1 | 134 | 4 | 2 | -2 | 340 | 39.41 | 2 | 11 | 6 | -5 | 33.33 | 6 |
| AHOME | SLSSA000036 | SSA | LOS MOCHIS | 0 | 0 | 0 | 0 | 0 | 0 | 0 | 0 | - | - | 0 | 0 | 0 | - | - |
| AHOME | SLSSA017332 | SSA | OFICINAS JURISDICCIONALES | 0 | 0 | 0 | 2 | 12 | 2 | -10 | 514 | 0.39 | 12 | 51 | 12 | -39 | 16.67 | 8 |
| AHOME | SLSMP000061 | PRIVADA | SALUD INTEGRAL SINALOENSE C.S. | 0 | 0 | 0 | 4 | 1 | 1 | 0 | 17 | 23.53 | 7 | 2 | 2 | 0 | 50.00 | 3 |
| AHOME | SLSMA000010 | SEMAR | SANATORIO NAVAL DE TOPOLOBAMPO | 0 | 0 | 0 | 1 | 1 | 1 | 0 | 82 | 1.22 | 11 | 2 | 3 | 1 | 33.33 | 6 |
| AHOME | SLIMS000085 | IMSS | UMF 5 TOPOLOBAMPO | 0 | 0 | 0 | 0 | 1 | 0 | -1 | 9 | 0.00 | 13 | 1 | 0 | -1 | - | - |
| AHOME | SLIMS000032 | IMSS | UMF 37 LOS MOCHIS | 0 | 0 | 0 | 8 | 32 | 28 | -4 | 616 | 1.30 | 10 | 124 | 82 | -42 | 34.15 | 5 |
| AHOME | SLIMS000044 | IMSS | UMFH 6 AHOME | 0 | 0 | 0 | 0 | 0 | 0 | 0 | 2 | 0.00 | 13 | 1 | 0 | -1 | - | - |
| AHOME | SLIMS000073 | IMSS | UMFH 13 SAN MIGUEL | 0 | 0 | 0 | 1 | 0 | 0 | 0 | 4 | 25.00 | 6 | 0 | 1 | 1 | 0.00 | 9 |
| AHOME | SLIMS000476 | IMSS | UMFH 33 EL CARRIZO | 0 | 0 | 0 | 0 | 0 | 1 | 1 | 1 | 0.00 | 13 | 0 | 1 | 1 | 100.00 | 1 |
| AHOME | SLIMS000061 | IMSS | UMFH 7 HIGUERA | 0 | 0 | 0 | 1 | 0 | 0 | 0 | 7 | 14.29 | 8 | 0 | 0 | 0 | - | - |
| TOTAL MPIO. AHOME | | | | 10 | 17 | 7 | 926 | 79 | 65 | -14 | 3732 | 24.81 | | 267 | 162 | -105 | 40.12 | |
| CHOIX | SLSSA018352 | SSA | CENTRO DE SALUD CHOIX | 0 | 0 | 0 | 0 | 3 | 3 | 0 | 31 | 0.00 | 1 | 8 | 5 | -3 | 60.00 | 3 |
| CHOIX | SLSSA000963 | SSA | HOSPITAL INTEGRAL CHOIX | 0 | 0 | 0 | 0 | 0 | 0 | 0 | 7 | 0.00 | 1 | 0 | 0 | 0 | - | - |
| TOTAL MPIO. CHOIX | | | | 0 | 0 | 0 | 0 | 3 | 3 | 0 | 38 | 0.00 | | 8 | 5 | -3 | 60.00 | |
| EL FUERTE | SLIMO000576 | IMSS-OPC | HR FUERTE, EL | 0 | 2 | 2 | 24 | 0 | 2 | 2 | 166 | 14.46 | 2 | 2 | 4 | 2 | 50.00 | 4 |
| EL FUERTE | SLIMS000266 | IMSS | UMF 14 SANTA ROSA | 0 | 0 | 0 | 1 | 0 | 0 | 0 | 2 | 50.00 | 1 | 0 | 0 | 0 | - | - |
| EL FUERTE | SLIMS000522 | IMSS | UMF 43 SAN BLAS | 0 | 0 | 0 | 0 | 0 | 0 | 0 | 1 | 0.00 | 3 | 0 | 0 | 0 | - | - |
| TOTAL MPIO. EL FUERTE | | | | 0 | 2 | 2 | 25 | 0 | 2 | 2 | 169 | 14.79 | | 2 | 4 | 2 | 50.00 | |
| TOTAL JURISDICCION 1, MOCHIS | | | | 10 | 19 | 9 | 951 | 82 | 70 | -12 | 3,939 | 24.14 | | 277 | 171 | -106 | 40.94 | |

NUEVA NORMALIDAD

INDICE DE POSITIVIDAD 40.94

TASA DE LETALIDAD 24.14



COVID-19 Sinaloa:

Casos y Defunciones JURISDICCIÓN CULIACÁN



NUEVA NORMALIDAD

1578

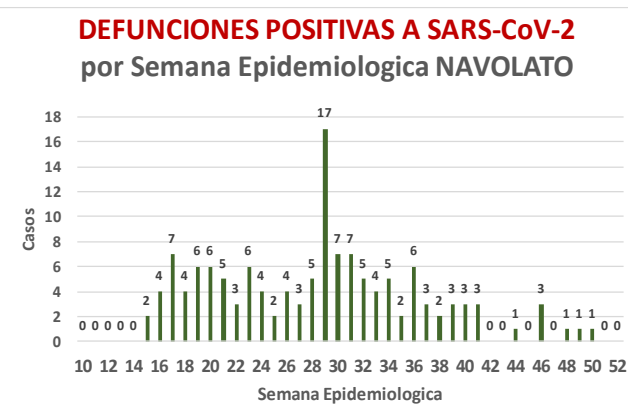
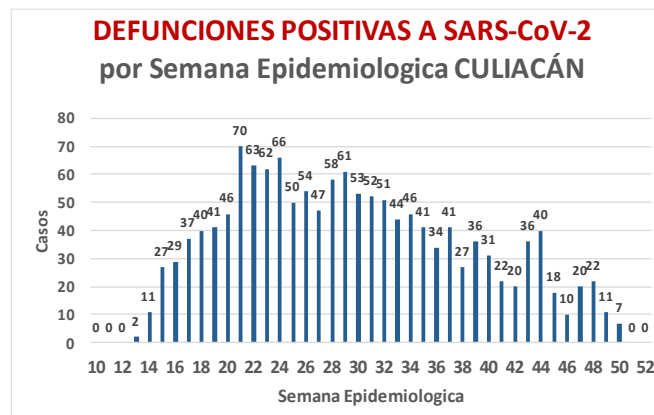
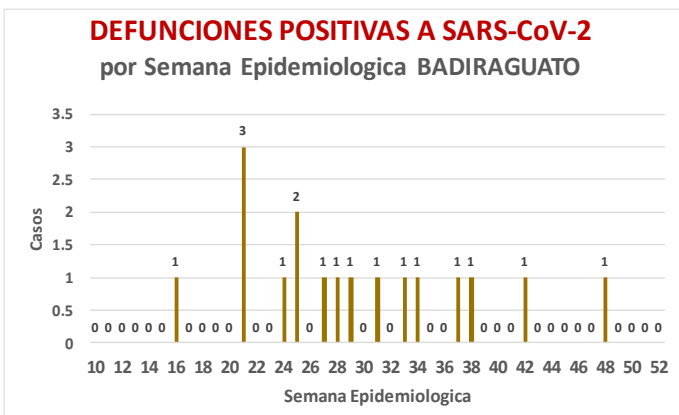
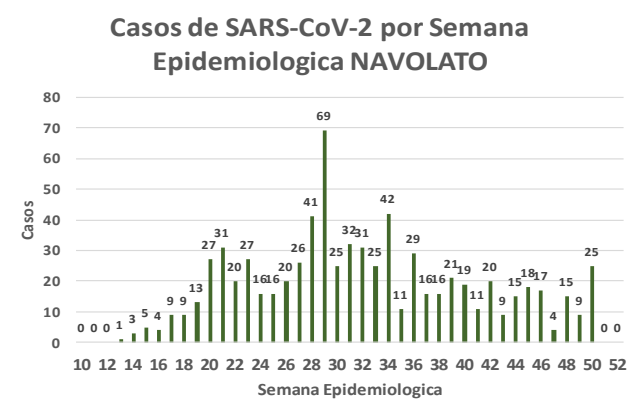
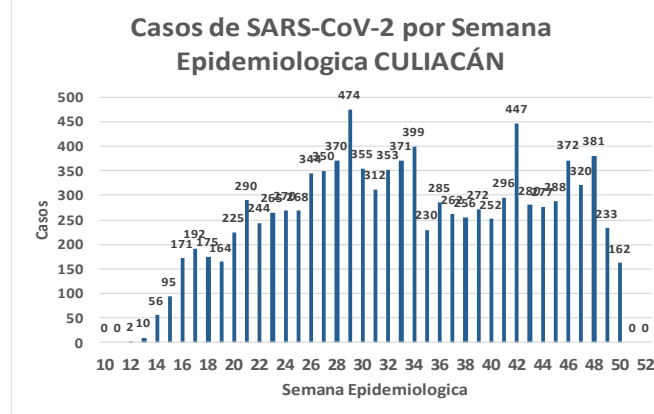
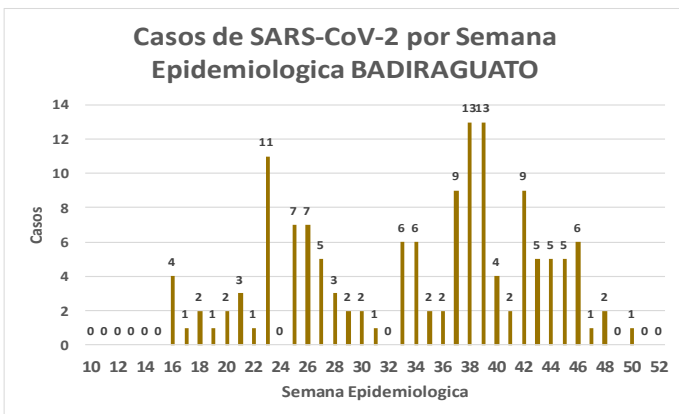
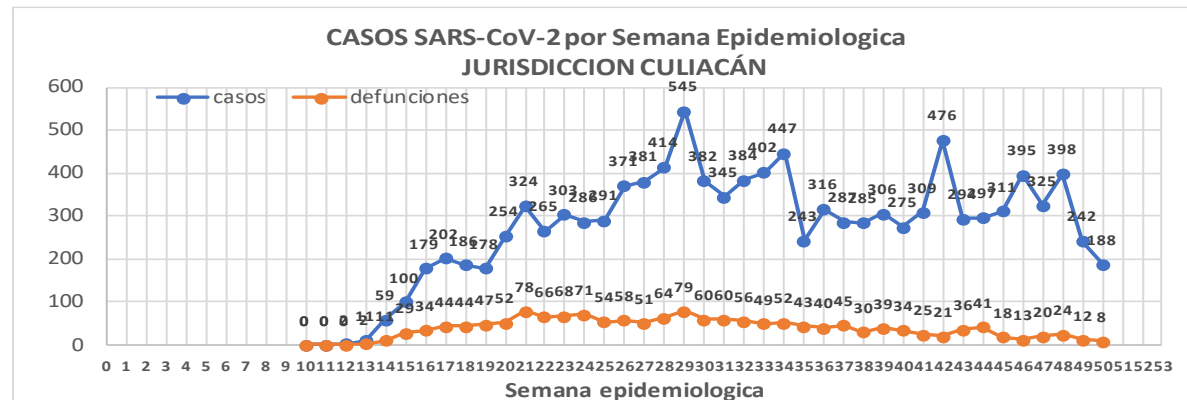
Defunciones Jurisdicción Culiacán



Datos actualizados al **sábado, 12 de diciembre de 2020**

| JURISDICCION SANITARIA | Casos Acum. SARS-CoV-2* | % |
|-------------------------------|-------------------------|---------------|
| Jurisd. No. 4 Culiacán | 11258 | 100.0% |
| BADIRAGUATO | 143 | 1.3% |
| CULIACAN | 10368 | 92.1% |
| NAVOLATO | 747 | 6.6% |

* Municipio de residencia



Jurisd. No. 4 Culiacán

| INSTITUCION | NO ADECUADO | RECHAZADA | NO RECIBIDA | SOSPECHOSOS | TOTAL CON MUESTRA | % SOSPECHOSOS |
|--------------------|-------------|------------|-------------|---------------|-------------------|---------------|
| IMSS | 1 | 189 | 37 | 10,692 | 10,919 | 44.8% |
| IMSS-OPORTUNIDADES | 0 | 0 | 0 | 21 | 21 | 0.1% |
| ISSSTE | 1 | 35 | 17 | 2,453 | 2,506 | 10.3% |
| PRIVADA | 2 | 13 | 53 | 714 | 782 | 3.2% |
| SEDENA | 0 | 0 | 0 | 23 | 23 | 0.1% |
| SEMAR | 0 | 0 | 0 | 1 | 1 | 0.0% |
| SSA | 44 | 226 | 23 | 8,805 | 9,098 | 37.3% |
| PEMEX | 0 | 0 | 0 | 0 | 0 | 0.0% |
| ESTATAL | 5 | 10 | 2 | 993 | 1,010 | 4.1% |
| MUNICIPAL | 0 | 0 | 0 | 0 | 0 | 0.0% |
| TOTAL | 53 | 473 | 132 | 23,702 | 24,360 | 100.0% |
| | 0.2% | 1.9% | 0.5% | 97.3% | 100.0% | |

RESULTADO DEFINITIVO EN PLATAFORMA SISVER; JUR CULIACAN

| | |
|---------------------|-------|
| SARS-CoV-2 | 11415 |
| NEGATIVO | 11506 |
| NO RECIBIDA | 132 |
| INF AH1N1 PMD | 26 |
| RECHAZADA | 473 |
| B | 26 |
| A H3 | 7 |
| METAPNEUMOVIRUS | 1 |
| ENTEROV//RHINOVIRUS | 10 |
| CORONA OC43 | 1 |
| NO ADECUADO | 53 |
| INF A | 4 |
| CORONA 229E | 1 |
| CORONA NL63 | 1 |
| CORONA HKU1 | 1 |
| VSR | 1 |
| ADENOVIRUS | 0 |
| PARAINFLUENZA 3 | 1 |
| NO SUBTIPIFICADO | 0 |

NUEVA NORMALIDAD

1578

Defunciones
Jurisdicción
Culiacán

INFORMACION AL DIA : sábado, 12 de diciembre de 2020

SE TOMO MUESTRA PERO SIN RECEPCION EN LABORATORIO

| Municipios | IMSS | IMSS-OPORTUNIDADES | ISSSTE | PRIVADA | SEDENA | SEMAR | SSA | PEMEX | ESTATAL | MUNICIPAL | TOTAL |
|---------------------------|------------|--------------------|------------|-----------|----------|----------|-----------|----------|----------|-----------|------------|
| BADIRAGUATO | 0 | 0 | 3 | 1 | 0 | 0 | 1 | 0 | 0 | 0 | 5 |
| CULIACAN | 112 | 0 | 454 | 30 | 2 | 0 | 50 | 0 | 7 | 0 | 655 |
| NAVOLATO | 24 | 0 | 14 | 0 | 0 | 0 | 3 | 0 | 0 | 0 | 41 |
| TOTAL JURISDICCION | 136 | 0 | 471 | 31 | 2 | 0 | 54 | 0 | 7 | 0 | 701 |





Unidades de Salud que han reportado en SISVER

| MUNICIPIO | CLUES | SECTOR | UNIDAD | Defunciones en la Semana Epidemiológica | | | Total Defunciones Asociadas a SarsCov-2 | Casos confirmados en la Semana Epidemiológica | | | Total de Casos Confirmados | Tasa Letalidad X 100 (D/G)*100 | Lugar Letalidad | PRUEBAS REALIZADAS en la Sem Epidemiológica | | | INDICE DE POSITIVIDAD | Lugar de Índice de POSITIVIDAD |
|---------------------------------------|-------------|---------|--|---|----------------|------------|---|---|----------------|-------------|----------------------------|--------------------------------|-----------------|---|----------------|-------------|-----------------------|--------------------------------|
| | | | | SEM EPI NUM-48 | SEM EPI NUM-49 | Aumento | | SEM EPI NUM-48 | SEM EPI NUM-49 | Aumento | | | | SEM EPI NUM-48 | SEM EPI NUM-49 | Aumento | | |
| CULIACÁN | SLSSA000905 | SSA | ADOLFO LOPEZ MATEOS (EL TAMARINDO) | 0 | 0 | 0 | 0 | 0 | 0 | 0 | 0 | - | - | 0 | 0 | 0 | - | - |
| CULIACÁN | XXDES002092 | SSA | BRIGADA EPIDEMIOLOGICA CULIACAN | 0 | 0 | 0 | 0 | 0 | 0 | 0 | 13 | 0.00 | 21 | 0 | 0 | 0 | - | - |
| CULIACÁN | SLSMP000365 | PRIVADA | CLINICA DE REHABILITACION Y ESPECIALIDADES | 0 | 0 | 0 | 1 | 0 | 0 | 0 | 20 | 5.00 | 11 | 0 | 0 | 0 | - | - |
| CULIACÁN | SLSMP000370 | PRIVADA | CLINICA HOSPITAL CULIACAN S. A. DE C. V. | 0 | 0 | 0 | 8 | 0 | 0 | 0 | 15 | 53.33 | 1 | 0 | 0 | 0 | - | - |
| CULIACÁN | SLSSA000794 | SSA | COSTA RICA | 0 | 0 | 0 | 0 | 0 | 0 | 0 | 0 | - | - | 0 | 0 | 0 | - | - |
| CULIACÁN | SLIST000073 | ISSSTE | CULIACAN | 0 | 0 | 0 | 0 | 0 | 0 | 0 | 0 | - | - | 0 | 0 | 0 | - | - |
| CULIACÁN | SLSSA000753 | SSA | CULIACAN | 0 | 0 | 0 | 0 | 5 | 1 | -4 | 475 | 0.00 | 21 | 9 | 5 | -4 | 20.00 | 14 |
| CULIACÁN | SLSSA000741 | SSA | CULIACAN (AGUARUTO) | 0 | 0 | 0 | 0 | 0 | 0 | 0 | 5 | 0.00 | 21 | 0 | 0 | 0 | - | - |
| CULIACÁN | SLSSA000695 | SSA | CULIACAN (PEMEX) | 0 | 0 | 0 | 0 | 0 | 0 | 0 | 2 | 0.00 | 21 | 0 | 0 | 0 | - | - |
| CULIACÁN | SLIST000085 | ISSSTE | DR. M.CARDENAS DE LA VEGA | 0 | 0 | 0 | 333 | 179 | 14 | -165 | 1,252 | 26.60 | 6 | 357 | 35 | -322 | 40.00 | 5 |
| CULIACÁN | SLSSA002474 | SSA | EL DORADO | 0 | 0 | 0 | 0 | 0 | 0 | 0 | 0 | - | - | 0 | 0 | 0 | - | - |
| CULIACÁN | SLIMS000131 | IMSS | HGR 1 CULIACAN | 17 | 10 | -7 | 807 | 27 | 37 | 10 | 2,427 | 33.25 | 4 | 84 | 99 | 15 | 37.37 | 8 |
| CULIACÁN | SLIMS000184 | IMSS | HGZMF 28 COSTA RICA | 1 | 0 | -1 | 58 | 3 | 2 | -1 | 312 | 18.59 | 9 | 4 | 3 | -1 | 66.67 | 1 |
| CULIACÁN | SLSMP000534 | PRIVADA | HOSPITAL ANGELES CULIACAN | 0 | 0 | 0 | 0 | 0 | 0 | 0 | 247 | 0.00 | 21 | 0 | 0 | 0 | - | - |
| CULIACÁN | SLSME000016 | ESTATAL | HOSPITAL CIVIL DE CULIACAN | 2 | 0 | -2 | 132 | 8 | 5 | -3 | 619 | 21.32 | 8 | 29 | 10 | -19 | 50.00 | 2 |
| CULIACÁN | SLSSA000666 | SSA | HOSPITAL GENERAL CULIACAN | 4 | 1 | -3 | 253 | 17 | 7 | -10 | 914 | 27.68 | 5 | 58 | 24 | -34 | 29.17 | 11 |
| CULIACÁN | SLSSA018265 | SSA | HOSPITAL GENERAL EL DORADO | 0 | 0 | 0 | 3 | 5 | 2 | -3 | 84 | 3.57 | 12 | 6 | 5 | -1 | 40.00 | 5 |
| CULIACÁN | SLSSA000811 | SSA | HOSPITAL INTEGRAL EL DORADO | 0 | 0 | 0 | 0 | 0 | 0 | 0 | 2 | 0.00 | 21 | 0 | 0 | 0 | - | - |
| CULIACÁN | SLSSA017582 | SSA | HOSPITAL INTEGRAL VALLE DE SAN LORENZO | 0 | 0 | 0 | 0 | 0 | 0 | 0 | 0 | - | - | 0 | 0 | 0 | - | - |
| CULIACÁN | SLSSA017606 | SSA | HOSPITAL MATERNO NEONATAL | 0 | 0 | 0 | 1 | 0 | 5 | 5 | 91 | 1.10 | 18 | 28 | 35 | 7 | 14.29 | 16 |
| CULIACÁN | SLSME000021 | ESTATAL | HOSPITAL PEDIATRICO DE SINALOA | 0 | 0 | 0 | 0 | 0 | 0 | 0 | 2 | 0.00 | 21 | 0 | 0 | 0 | - | - |
| CULIACÁN | SLSSA002556 | SSA | HOSPITAL PEDIATRICO DE SINALOA | 0 | 0 | 0 | 4 | 2 | 3 | 1 | 214 | 1.87 | 15 | 14 | 13 | -1 | 23.08 | 12 |
| CULIACÁN | SLSSA002643 | SSA | JURISDICCION SANITARIA IV CULIACAN | 0 | 0 | 0 | 2 | 61 | 21 | -40 | 1,904 | 0.11 | 20 | 169 | 60 | -109 | 35.00 | 9 |
| CULIACÁN | SLSMP002815 | PRIVADA | MEDICA DE LA CIUDAD | 0 | 0 | 0 | 7 | 0 | 0 | 0 | 51 | 13.73 | 10 | 0 | 0 | 0 | - | - |
| CULIACÁN | SLSSA000852 | SSA | OBISPO | 0 | 0 | 0 | 0 | 0 | 0 | 0 | 0 | - | - | 0 | 0 | 0 | - | - |
| CULIACÁN | SLSSA017455 | SSA | OFICINAS JURISDICCIONALES | 0 | 0 | 0 | 0 | 0 | 0 | 0 | 34 | 0.00 | 21 | 0 | 0 | 0 | - | - |
| CULIACÁN | SLSMP000440 | PRIVADA | OPERADORA NUEVA CLINICA SANTA MARIA S.A DE C.V | 0 | 0 | 0 | 3 | 0 | 0 | 0 | 6 | 50.00 | 2 | 0 | 0 | 0 | - | - |
| CULIACÁN | SLSSA000876 | SSA | QUILA | 0 | 0 | 0 | 0 | 0 | 0 | 0 | 6 | 0.00 | 21 | 0 | 0 | 0 | - | - |
| CULIACÁN | SLSMP000411 | PRIVADA | SANATORIO BATIZ RAMOS | 0 | 0 | 0 | 0 | 0 | 0 | 0 | 1 | 0.00 | 21 | 0 | 0 | 0 | - | - |
| CULIACÁN | SLSMP000394 | PRIVADA | SANATORIO CEMSI CHAPULTEPEC | 0 | 0 | 0 | 1 | 0 | 0 | 0 | 3 | 33.33 | 3 | 0 | 0 | 0 | - | - |
| CULIACÁN | SLIMS000143 | IMSS | UMF 35 CULIACAN | 0 | 0 | 0 | 6 | 37 | 42 | 5 | 849 | 0.71 | 19 | 117 | 109 | -8 | 38.53 | 7 |
| CULIACÁN | SLIMS000155 | IMSS | UMF 36 CULIACAN | 1 | 1 | 0 | 18 | 42 | 39 | -3 | 700 | 2.57 | 13 | 92 | 97 | 5 | 40.21 | 4 |
| CULIACÁN | SLIMS000160 | IMSS | UMF 46 CULIACAN | 0 | 0 | 0 | 7 | 18 | 10 | -8 | 454 | 1.54 | 16 | 59 | 55 | -4 | 18.18 | 15 |
| CULIACÁN | SLIMS000172 | IMSS | UMF 52 CULIACAN | 0 | 0 | 0 | 3 | 9 | 7 | -2 | 137 | 2.19 | 14 | 13 | 20 | 7 | 35.00 | 9 |
| CULIACÁN | SLIMS000633 | IMSS | UMF 55 CULIACAN | 0 | 0 | 0 | 5 | 18 | 9 | -9 | 338 | 1.48 | 17 | 50 | 41 | -9 | 21.95 | 13 |
| CULIACÁN | SLIMS000196 | IMSS | UMFH 22 EL DORADO | 0 | 0 | 0 | 6 | 1 | 4 | 3 | 26 | 23.08 | 7 | 9 | 9 | 0 | 44.44 | 3 |
| TOTAL MPIO. CULIACAN | | | | 25 | 12 | -13 | 1,658 | 432 | 208 | -224 | 11,203 | 14.80 | | 1,098 | 620 | -478 | 33.55 | |
| BADIRAGUATO | SLSSA018060 | SSA | CARAVANA DE LA SALUD TIPO 0 EL CASTILLO | 0 | 0 | 0 | 0 | 0 | 0 | 0 | 0 | - | - | 0 | 0 | 0 | - | - |
| BADIRAGUATO | SLSSA000362 | SSA | HIGUERAS DE ALVAREZ BORBOA(H DELOS MONZO | 0 | 0 | 0 | 0 | 0 | 0 | 0 | 0 | - | - | 0 | 0 | 0 | - | - |
| BADIRAGUATO | SLSSA000246 | SSA | HOSPITAL INTEGRAL BADIRAGUATO | 0 | 0 | 0 | 0 | 0 | 0 | 0 | 111 | 0.00 | 1 | 2 | 1 | -1 | 0.00 | 1 |
| TOTAL MPIO. BADIRAGUATO | | | | 0 | 0 | 0 | 0 | 0 | 0 | 0 | 111 | 0.00 | | 2 | 1 | -1 | 0.00 | |
| NAVOLATO | SLIMS000435 | IMSS | HGSMF 4 NAVOLATO | 0 | 0 | 0 | 4 | 4 | 1 | -3 | 288 | 1.39 | 2 | 15 | 7 | -8 | 14.29 | 3 |
| NAVOLATO | SLSSA002491 | SSA | HOSPITAL INTEGRAL NAVOLATO | 0 | 0 | 0 | 0 | 0 | 2 | 2 | 38 | 0.00 | 3 | 0 | 3 | 3 | 66.67 | 1 |
| NAVOLATO | SLSSA002305 | SSA | SAN PEDRO | 0 | 0 | 0 | 0 | 0 | 0 | 0 | 8 | 0.00 | 3 | 0 | 0 | 0 | - | - |
| NAVOLATO | SLIMS000440 | IMSS | UMFH 11 VILLA JUAREZ | 0 | 0 | 0 | 5 | 0 | 1 | 1 | 64 | 7.81 | 1 | 1 | 3 | 2 | 33.33 | 2 |
| TOTAL MPIO. NAVOLATO | | | | 0 | 0 | 0 | 9 | 4 | 4 | 0 | 398 | 2.26 | | 16 | 13 | -3 | 30.77 | |
| TOTAL JURISDICCION 4, CULIACAN | | | | 25 | 12 | -13 | 1,667 | 436 | 212 | -224 | 11,712 | 14.23 | | 1,116 | 634 | -482 | 33.44 | |

NUEVA NORMALIDAD

INDICE DE POSITIVIDAD
33.44

TASA DE LETALIDAD
14.23



COVID-19 Sinaloa:

Casos y Defunciones JURISDICCIÓN MAZATLÁN



SALUD
RETARÍA DE SALUD

NUEVA NORMALIDAD

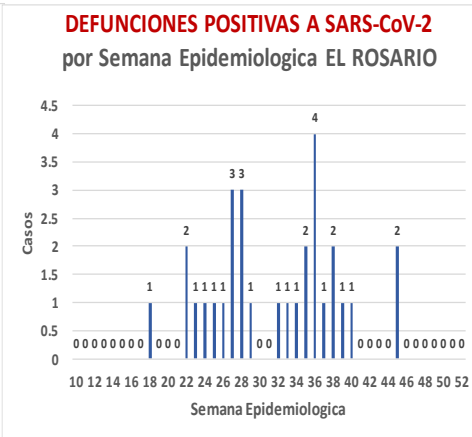
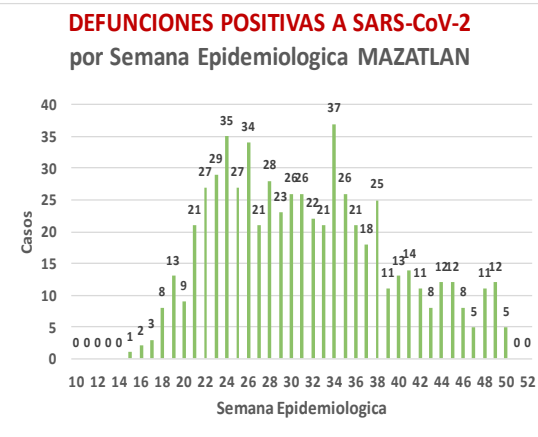
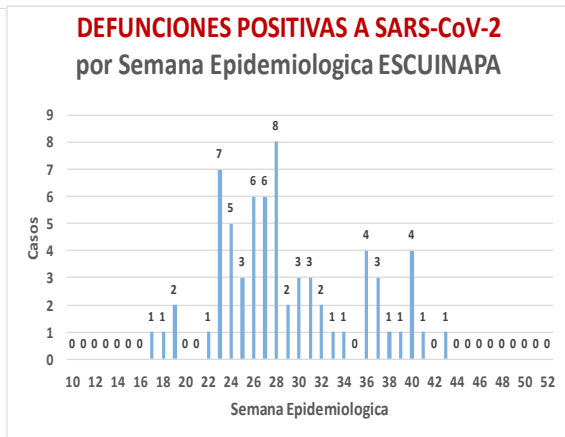
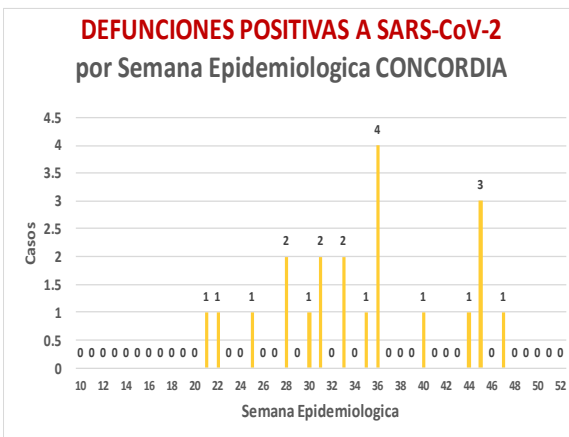
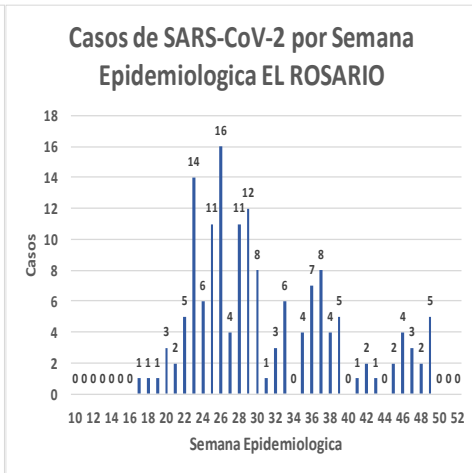
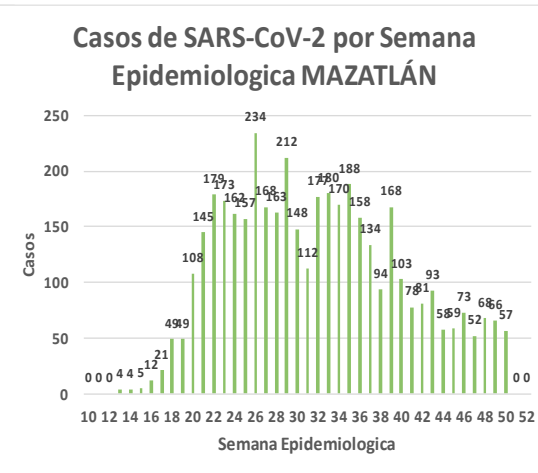
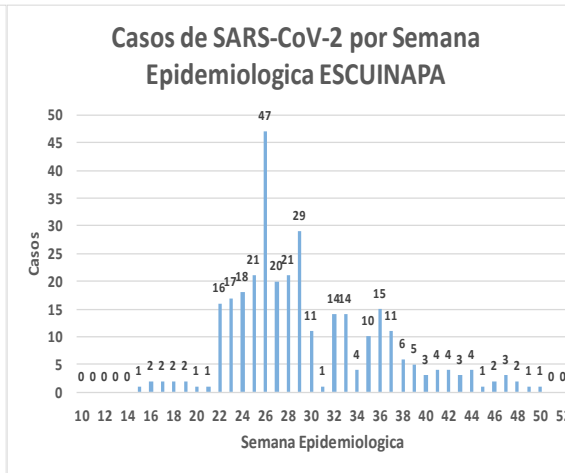
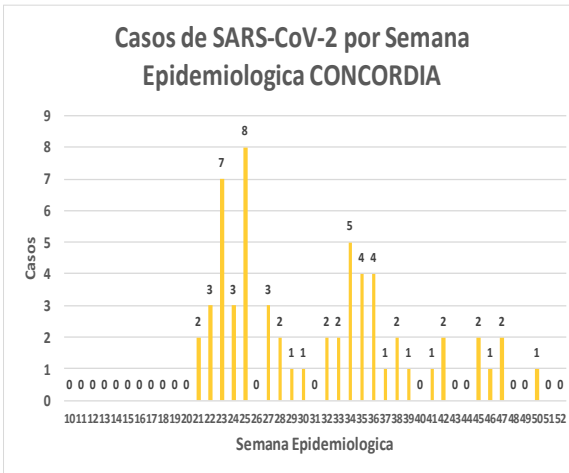
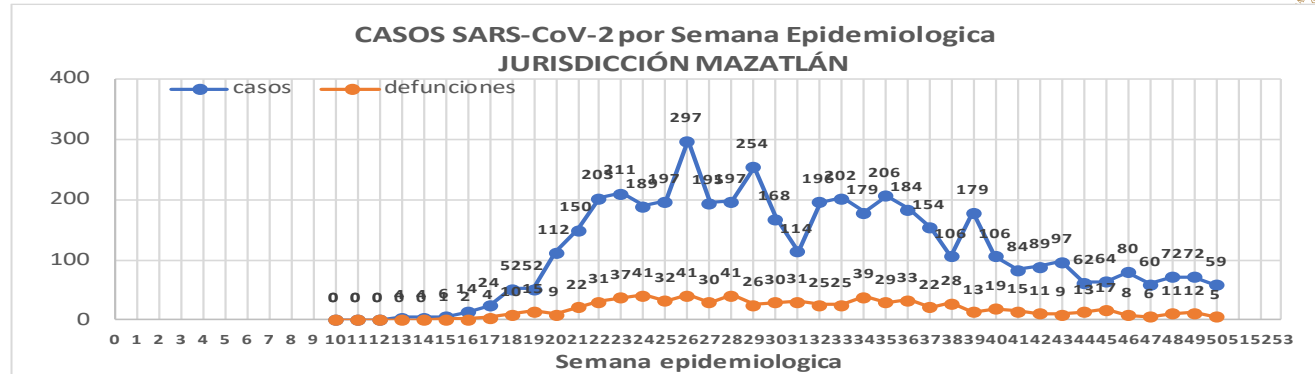
743
Defunciones
Jurisdicción
Mazatlán



Datos actualizados al **sábado, 12 de diciembre de 2020**

| JURISDICCION SANITARIA | Casos Acum. SARS-CoV-2* | % |
|-------------------------------|-------------------------|---------------|
| Jurisd. No. 6 Mazatlan | 4694 | 100.0% |
| CONCORDIA | 60 | 1.3% |
| ESCUINAPA | 319 | 6.8% |
| MAZATLAN | 4162 | 88.7% |
| ROSARIO | 153 | 3.3% |

* Municipio de residencia



NUEVA
NORMALIDAD

743

Defunciones
Jurisdicción
MAZATLÁN



| Jurisd. No. 6 Mazatlan | | | | | | |
|------------------------|-------------|------------|-------------|--------------|-------------------|---------------|
| INSTITUCION | NO ADECUADO | RECHAZADA | NO RECIBIDA | SOSPECHOSOS | TOTAL CON MUESTRA | % SOSPECHOSOS |
| IMSS | 0 | 30 | 9 | 4,163 | 4,202 | 46.3% |
| IMSS-OPORTUNIDADES | 0 | 11 | 0 | 201 | 212 | 2.3% |
| ISSSTE | 2 | 25 | 3 | 381 | 411 | 4.5% |
| PRIVADA | 4 | 26 | 1 | 296 | 327 | 3.6% |
| SEDENA | 0 | 9 | 2 | 283 | 294 | 3.2% |
| SEMAR | 0 | 9 | 2 | 173 | 184 | 2.0% |
| SSA | 19 | 31 | 7 | 3,058 | 3,115 | 34.3% |
| PEMEX | 0 | 0 | 0 | 5 | 5 | 0.1% |
| ESTATAL | 0 | 0 | 0 | 4 | 4 | 0.0% |
| MUNICIPAL | 2 | 0 | 0 | 323 | 325 | 3.6% |
| TOTAL | 27 | 141 | 24 | 8,887 | 9,079 | 100.0% |
| | 0.3% | 1.6% | 0.3% | 97.9% | 100.0% | |

| RESULTADO DEFINITIVO EN PLATAFORMA SISVER; JUR MAZATLÁN | |
|---|------|
| SARS-CoV-2 | 4747 |
| NEGATIVO | 4001 |
| NO RECIBIDA | 24 |
| INF AH1N1 PMD | 4 |
| RECHAZADA | 141 |
| B | 7 |
| A H3 | 6 |
| METAPNEUMOVIRUS | 1 |
| ENTEROV//RHINOVIRUS | 2 |
| CORONA OC43 | 0 |
| NO ADECUADO | 27 |
| INF A | 0 |
| CORONA 229E | 0 |
| CORONA NL63 | 0 |
| CORONA HKU1 | 0 |
| VSR | 0 |
| ADENOVIRUS | 0 |
| PARAINFLUENZA 3 | 0 |
| NO SUBTIPIFICADO | 0 |

INFORMACION AL DIA : sábado, 12 de diciembre de 2020

| SE TOMO MUESTRA PERO SIN RECEPCION EN LABORATORIO | | | | | | | | | | | |
|---|-----------|---------------------|----------|-----------|----------|----------|-----------|----------|----------|-----------|------------|
| Municipios | IMSS | IMSS- OPORTUNIDADES | ISSSTE | PRIVADA | SEDENA | SEMAR | SSA | PEMEX | ESTATAL | MUNICIPAL | TOTAL |
| CONCORDIA | 0 | 0 | 0 | 0 | 0 | 0 | 0 | 0 | 0 | 0 | 0 |
| ESCUINAPA | 1 | 0 | 1 | 0 | 0 | 0 | 11 | 0 | 0 | 0 | 13 |
| MAZATLAN | 26 | 5 | 4 | 34 | 1 | 6 | 23 | 0 | 0 | 0 | 99 |
| ROSARIO | 0 | 0 | 0 | 3 | 0 | 0 | 4 | 0 | 0 | 0 | 112 |
| TOTAL | 27 | 5 | 5 | 37 | 1 | 6 | 38 | 0 | 0 | 0 | 224 |

Unidades de Salud que han reportado en SISVER

| MUNICIPIO | CLUES | SECTOR | UNIDAD | Defunciones en la Semana Epidemiológica | | | Total Defunciones Asociadas a SarsCov-2 | Casos confirmados en la Semana Epidemiológica | | | Total de Casos Confirmados | Tasa letalidad X 100 (D/G)*100 | Lugar Letalidad | PRUEBAS REALIZADAS en la Sem Epidemiológica | | | INDICE DE POSITIVIDAD | Lugar de Índice de POSITIVIDAD |
|---------------------------------------|-------------|--------------------|---|---|----------------|----------|---|---|----------------|------------|----------------------------|--------------------------------|-----------------|---|----------------|------------|-----------------------|--------------------------------|
| | | | | SEM EPI NUM-48 | SEM EPI NUM-49 | Aumento | | SEM EPI NUM-48 | SEM EPI NUM-49 | Aumento | | | | SEM EPI NUM-48 | SEM EPI NUM-49 | Aumento | | |
| MAZATLÁN | XXDES002099 | SSA | BRIGADA EPIDEMIOLOGICA MAZATLAN | 0 | 0 | 0 | 0 | 0 | 0 | 0 | - | - | 0 | 0 | 0 | - | - | |
| MAZATLÁN | SLSMP000732 | PRIVADA | CLINICA HOSPITAL MARIA DEL MAR | 0 | 0 | 0 | 4 | 0 | 0 | 0 | 12 | 33.33 | 3 | 0 | 0 | 0 | - | |
| MAZATLÁN | SLSMP000621 | PRIVADA | CLINICA DEL MAR DE MAZATLAN S.A DE C.V. | 0 | 0 | 0 | 8 | 0 | 0 | 0 | 32 | 25.00 | 5 | 1 | 0 | -1 | - | |
| MAZATLÁN | SLIMS000341 | IMSS | HGZMF 3 MAZATLAN | 8 | 8 | 0 | 335 | 36 | 35 | -1 | 1,867 | 17.94 | 7 | 115 | 115 | 0 | 30.43 | 6 |
| MAZATLÁN | SLSSA002585 | SSA | HOSPITAL GENERAL DE MAZATLAN | 2 | 2 | 0 | 154 | 4 | 0 | -4 | 387 | 39.79 | 2 | 12 | 5 | -7 | 0.00 | 8 |
| MAZATLÁN | SLSMM000014 | MUNICIPAL | HOSPITAL MARGARITA MAZA DE JUAREZ | 0 | 0 | 0 | 15 | 0 | 0 | 0 | 208 | 7.21 | 10 | 0 | 0 | 0 | - | |
| MAZATLÁN | SLSMP002844 | PRIVADA | HOSPITAL MARINA MAZATLAN | 0 | 0 | 0 | 5 | 0 | 3 | 3 | 88 | 5.68 | 11 | 2 | 4 | 2 | 75.00 | 1 |
| MAZATLÁN | SLSDN000016 | SEDENA | HOSPITAL MILITAR REGIONAL DE MAZATLAN, SIN. | 1 | 1 | 0 | 37 | 2 | 2 | 0 | 224 | 16.52 | 8 | 5 | 3 | -2 | 66.67 | 2 |
| MAZATLÁN | SLSMA000022 | SEMAR | HOSPITAL NAVAL DE MAZATLAN | 0 | 0 | 0 | 28 | 0 | 0 | 0 | 102 | 27.45 | 4 | 1 | 0 | -1 | - | |
| MAZATLÁN | SLSMP000616 | PRIVADA | HOSPITAL SHARP MAZATLAN S. A DE C. V. | 0 | 0 | 0 | 7 | 0 | 0 | 0 | 35 | 20.00 | 6 | 0 | 0 | 0 | - | |
| MAZATLÁN | SLIMO000733 | IMSS-OPORTUNIDADES | HR VILLA UNION | 0 | 1 | 1 | 13 | 1 | 0 | -1 | 116 | 11.21 | 9 | 2 | 0 | -2 | - | |
| MAZATLÁN | SLSSA002655 | SSA | JURISDICCION SANITARIA VI MAZATLAN | 0 | 0 | 0 | 0 | 9 | 5 | -4 | 457 | 0.00 | 14 | 11 | 9 | -2 | 55.56 | 3 |
| MAZATLÁN | SLIST000196 | ISSSTE | MAZATLAN | 0 | 0 | 0 | 110 | 1 | 1 | 0 | 267 | 41.20 | 1 | 4 | 3 | -1 | 33.33 | 5 |
| MAZATLÁN | SLSSA001576 | SSA | MAZATLAN (COL. 20 DE NOVIEMBRE) | 0 | 0 | 0 | 0 | 0 | 0 | 0 | 0 | - | - | 0 | 0 | 0 | - | |
| MAZATLÁN | SLSSA001605 | SSA | MAZATLAN (COL. CENTRO) | 0 | 0 | 0 | 0 | 7 | 0 | -7 | 399 | 0.00 | 14 | 12 | 1 | -11 | 0.00 | 8 |
| MAZATLÁN | SLSSA017501 | SSA | OFICINAS JURISDICCIONALES | 0 | 0 | 0 | 0 | 0 | 0 | 0 | 0 | - | - | 0 | 0 | 0 | - | |
| MAZATLÁN | SLIMS000353 | IMSS | UMF 45 MAZATLAN | 0 | 0 | 0 | 2 | 7 | 3 | -4 | 87 | 2.30 | 13 | 12 | 11 | -1 | 27.27 | 7 |
| MAZATLÁN | SLIMS000645 | IMSS | UMF 56 PRADOS | 0 | 0 | 0 | 5 | 5 | 7 | 2 | 121 | 4.13 | 12 | 12 | 15 | 3 | 46.67 | 4 |
| MAZATLÁN | SLSSA002515 | SSA | VALLE DEL JARIPILLO | 0 | 0 | 0 | 0 | 0 | 0 | 0 | 1 | 0.00 | 14 | 0 | 0 | 0 | - | |
| TOTAL MPIO. MAZATLAN | | | | 11 | 12 | 1 | 723 | 72 | 56 | -16 | 4,403 | 16.42 | | 189 | 166 | -23 | 33.73 | |
| CONCORDIA | XXDES002097 | SSA | BRIGADA EPIDEMIOLOGICA CONCORDIA | 0 | 0 | 0 | 0 | 0 | 0 | 0 | 0 | - | - | 0 | 0 | 0 | - | - |
| CONCORDIA | SLSSA000485 | SSA | CONCORDIA | 0 | 0 | 0 | 0 | 0 | 0 | 0 | 10 | 0.00 | 2 | 0 | 0 | 0 | - | |
| CONCORDIA | SLSSA000473 | SSA | HOSPITAL INTEGRAL CONCORDIA | 0 | 0 | 0 | 1 | 0 | 0 | 0 | 14 | 7.14 | 1 | 0 | 0 | 0 | - | |
| TOTAL MPIO. CONCORDIA | | | | 0 | 0 | 0 | 1 | 0 | 0 | 0 | 24 | 4.17 | | 0 | 0 | 0 | - | |
| ROSARIO | SLIMO000832 | IMSS-OPORTUNIDADES | EL POZOLE | 0 | 0 | 0 | 0 | 0 | 0 | 0 | 0 | - | - | 0 | 0 | 0 | - | - |
| ROSARIO | SLIST000225 | ISSSTE | EL ROSARIO | 0 | 0 | 0 | 0 | 0 | 0 | 0 | 1 | 0.00 | 2 | 0 | 0 | 0 | - | |
| ROSARIO | SLSSA001873 | SSA | HOSPITAL INTEGRAL DE EL ROSARIO | 0 | 0 | 0 | 2 | 2 | 2 | 0 | 84 | 2.38 | 1 | 2 | 5 | 3 | 40.00 | 1 |
| ROSARIO | SLIMS000406 | IMSS | UMFH 31 EL ROSARIO | 0 | 0 | 0 | 0 | 0 | 0 | 0 | 3 | 0.00 | 2 | 0 | 0 | 0 | - | |
| TOTAL MPIO. ROSARIO | | | | 0 | 0 | 0 | 2 | 2 | 2 | 0 | 88 | 2.27 | | 2 | 5 | 3 | 40.00 | |
| ESCUINAPA | SLSSA001132 | SSA | ESCUINAPA | 0 | 0 | 0 | 1 | 0 | 0 | 0 | 19 | 5.26 | 3 | 0 | 0 | 0 | - | |
| ESCUINAPA | SLSSA018253 | SSA | HOSPITAL GENERAL ESCUINAPA | 0 | 0 | 0 | 39 | 1 | 2 | 1 | 235 | 16.60 | 1 | 5 | 5 | 0 | 40.00 | 2 |
| ESCUINAPA | SLSSA001173 | SSA | TEACAPAN | 0 | 0 | 0 | 0 | 0 | 0 | 0 | 0 | - | - | 0 | 0 | 0 | - | |
| ESCUINAPA | SLIMS000230 | IMSS | UMFH 29 ESCUINAPA | 0 | 0 | 0 | 2 | 1 | 1 | 0 | 18 | 11.11 | 2 | 1 | 1 | 0 | 100.00 | 1 |
| TOTAL MPIO. ESCUINAPA | | | | 0 | 0 | 0 | 42 | 2 | 3 | 1 | 272 | 15.44 | | 6 | 6 | 0 | 50.00 | |
| TOTAL JURISDICCION 6, MAZATLÁN | | | | 11 | 12 | 1 | 768 | 76 | 61 | -15 | 4,787 | 16.04 | | 197 | 177 | -20 | 34.46 | |

NUEVA NORMALIDAD

INDICE DE POSITIVIDAD
34.46

TASA DE LETALIDAD
16.04



COVID-19 Sinaloa:

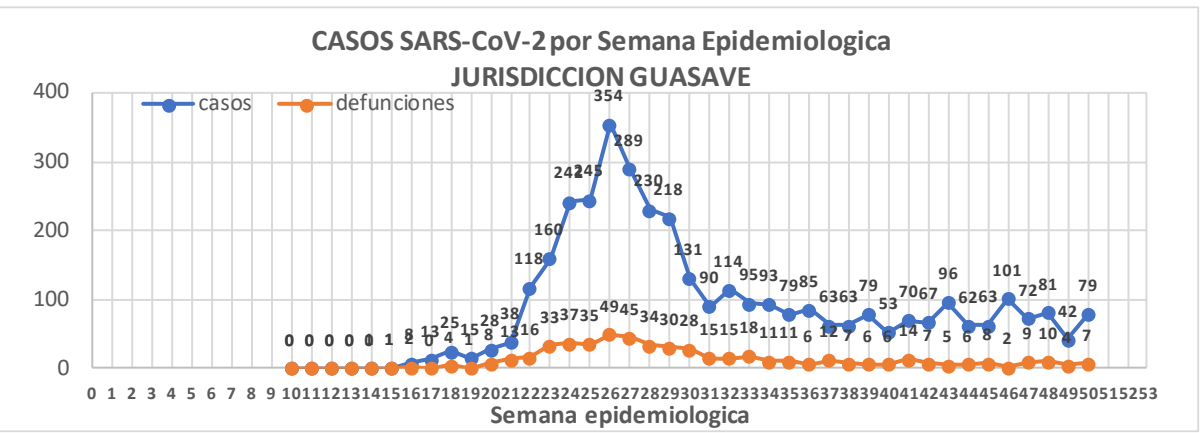
Casos y Defunciones JURISDICCIÓN GUASAVE



Datos actualizados al **sábado, 12 de diciembre de 2020**

| JURISDICCION SANITARIA | Casos Acum. SARS-CoV-2* | % |
|------------------------|-------------------------|--------|
| Jurisd. No. 2 Guasave | 3663 | 100.0% |
| GUASAVE | 3328 | 90.9% |
| SINALOA | 335 | 9.1% |

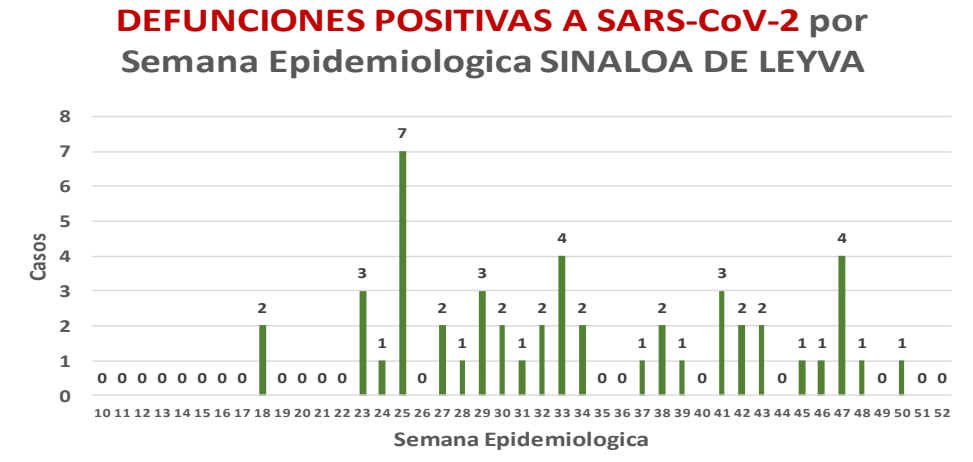
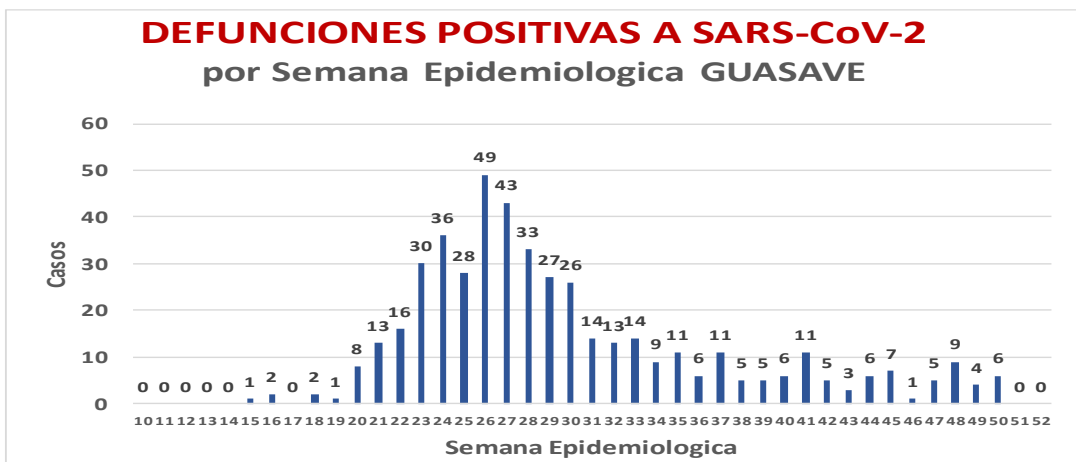
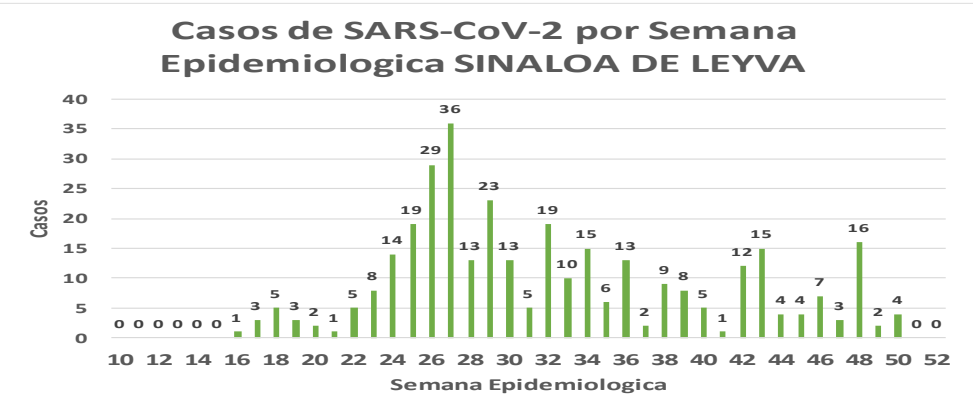
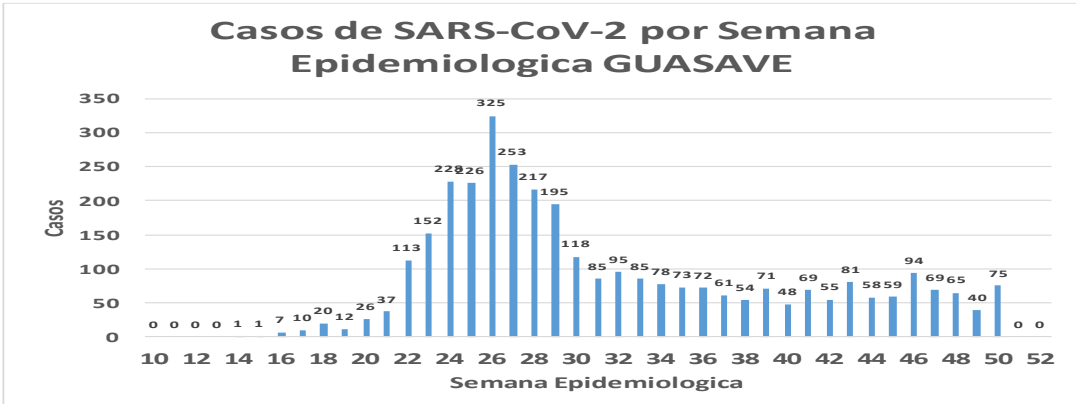
* Municipio de residencia



NUEVA NORMALIDAD

515

Defunciones Jurisdicción GUASAVE



Fuente: Plataforma Nacional SISVER, Preliminar al Corte. Acumulados al 12/dic/2020 corte de información 12:00 am, Dr. José P. Gúemez A.

**NUEVA
NORMALIDAD**

515

**Defunciones
Jurisdicción
GUASAVE**



| Jurisd. No. 2 Guasave | | | | | | |
|-----------------------|-------------|------------|-------------|--------------|-------------------|---------------|
| INSTITUCION | NO ADECUADO | RECHAZADA | NO RECIBIDA | SOSPECHOSOS | TOTAL CON MUESTRA | % SOSPECHOSOS |
| IMSS | 0 | 93 | 5 | 4,056 | 4,154 | 56.3% |
| IMSS-OPORTUNIDADES | 0 | 2 | 0 | 13 | 15 | 0.2% |
| ISSSTE | 1 | 2 | 0 | 121 | 124 | 1.7% |
| PRIVADA | 0 | 0 | 0 | 52 | 52 | 0.7% |
| SEDENA | 0 | 0 | 0 | 0 | 0 | 0.0% |
| SEMAR | 0 | 0 | 0 | 5 | 5 | 0.1% |
| SSA | 15 | 31 | 0 | 2,969 | 3,015 | 40.9% |
| PEMEX | 0 | 0 | 0 | 1 | 1 | 0.0% |
| ESTATAL | 0 | 0 | 0 | 9 | 9 | 0.1% |
| MUNICIPAL | 0 | 0 | 0 | 0 | 0 | 0.0% |
| TOTAL | 16 | 128 | 5 | 7,226 | 7,375 | 100.0% |
| | 0.2% | 1.7% | 0.1% | 98.0% | 100.0% | |

| RESULTADO DEFINITIVO EN PLATAFORMA SISVER; JUR GUASAVE | |
|--|------|
| SARS-CoV-2 | 3691 |
| NEGATIVO | 3307 |
| NO RECIBIDA | 5 |
| INF AH1N1 PMD | 11 |
| RECHAZADA | 128 |
| B | 7 |
| A H3 | 6 |
| METAPNEUMOVIRUS | 2 |
| ENTEROV//RHINOVIRUS | 5 |
| CORONA OC43 | 0 |
| NO ADECUADO | 16 |
| INF A | 0 |
| CORONA 229E | 0 |
| CORONA NL63 | 0 |
| CORONA HKU1 | 0 |
| VSR | 0 |
| ADENOVIRUS | 0 |
| PARAINFLUENZA 3 | 0 |
| NO SUBTIPIFICADO | 0 |

INFORMACION AL DIA : sábado, 12 de diciembre de 2020

SE TOMO MUESTRA PERO SIN RECEPCION EN LABORATORIO

| Municipios | IMSS | IMSS-OPORTUNIDADES | ISSSTE | PRIVADA | SEDENA | SEMAR | SSA | PEMEX | ESTATAL | MUNICIPAL | TOTAL |
|---------------------------|------------|--------------------|----------|-----------|----------|----------|-----------|----------|----------|-----------|------------|
| GUASAVE | 123 | 0 | 2 | 12 | 0 | 0 | 42 | 0 | 0 | 0 | 179 |
| SINALOA | 5 | 0 | 4 | 1 | 0 | 0 | 8 | 0 | 0 | 0 | 18 |
| TOTAL JURISDICCION | 128 | 0 | 6 | 13 | 0 | 0 | 50 | 0 | 0 | 0 | 197 |

Unidades de Salud que han reportado en SISVER

| MUNICIPIO | CLUES | SECTOR | UNIDAD | Defunciones en la Semana Epidemiológica | | | Total Defunciones Asociadas a SarsCov-2 | Casos confirmados en la Semana Epidemiológica | | | Total de Casos Confirmados | Tasa letalidad X 100 (D/G)*100 | Lugar Letalidad | PRUEBAS REALIZADAS en la Sem Epidemiológica | | | INDICE DE POSITIVIDAD | Lugar de Índice de Positividad |
|----------------------------|-------------|--------|--|---|----------------|-----------|---|---|----------------|-----------|----------------------------|--------------------------------|-----------------|---|----------------|------------|-----------------------|--------------------------------|
| | | | | SEM EPI NUM-48 | SEM EPI NUM-49 | Aumento | | SEM EPI NUM-48 | SEM EPI NUM-49 | Aumento | | | | SEM EPI NUM-48 | SEM EPI NUM-49 | Aumento | | |
| GUASAVE | SLSSA001296 | SSA | BACHOCO | 0 | 0 | 0 | 0 | 0 | 0 | 0 | 1 | 0.00 | 4 | 0 | 0 | 0 | - | - |
| GUASAVE | SLSSA001301 | SSA | BAMOA | 0 | 0 | 0 | 0 | 0 | 0 | 0 | 5 | 0.00 | 4 | 0 | 0 | 0 | - | - |
| GUASAVE | XXDES002086 | SSA | BRIGADA EPIDEMIOLOGICA GUASAVE | 0 | 0 | 0 | 0 | 0 | 0 | 0 | 0 | - | - | 0 | 0 | 0 | - | - |
| GUASAVE | SLSSA018224 | SSA | CENTRO DE SALUD GUASAVE II | 0 | 0 | 0 | 0 | 20 | 16 | -4 | 803 | 0.00 | 4 | 63 | 45 | -18 | 35.56 | 3 |
| GUASAVE | SLSSA001354 | SSA | COREREPE (EL GALLO) | 0 | 0 | 0 | 0 | 0 | 0 | 0 | 1 | 0.00 | 4 | 0 | 0 | 0 | - | - |
| GUASAVE | SLSSA001366 | SSA | EL CUBILETE (EL NUMERO UNO) | 0 | 0 | 0 | 0 | 0 | 0 | 0 | 2 | 0.00 | 4 | 0 | 0 | 0 | - | - |
| GUASAVE | SLSSA001412 | SSA | EL HUITUSSI | 0 | 0 | 0 | 0 | 0 | 0 | 0 | 0 | - | - | 0 | 0 | 0 | - | - |
| GUASAVE | SLSSA001395 | SSA | GABRIEL LEYVA SOLANO (BENITO JUAREZ) | 0 | 0 | 0 | 0 | 0 | 0 | 0 | 2 | 0.00 | 4 | 0 | 0 | 0 | - | - |
| GUASAVE | SLSSA001383 | SSA | GABRIEL LEYVA SOLANO (EL BATAMOTE) | 0 | 0 | 0 | 0 | 0 | 0 | 0 | 1 | 0.00 | 4 | 0 | 0 | 0 | - | - |
| GUASAVE | SLIST000160 | ISSSTE | GUASAVE | 0 | 0 | 0 | 0 | 0 | 0 | 0 | 0 | - | - | 0 | 0 | 0 | - | - |
| GUASAVE | SLIMS000271 | IMSS | HGZMF 32 GUASAVE | 8 | 3 | -5 | 305 | 41 | 40 | -1 | 2,069 | 14.74 | 3 | 98 | 92 | -6 | 43.48 | 1 |
| GUASAVE | SLSSA001255 | SSA | HOSPITAL GENERAL GUASAVE | 1 | 0 | -1 | 94 | 5 | 2 | -3 | 280 | 33.57 | 1 | 7 | 5 | -2 | 40.00 | 2 |
| GUASAVE | SLSSA001400 | SSA | JUAN JOSE RIOS | 0 | 0 | 0 | 0 | 0 | 0 | 0 | 4 | 0.00 | 4 | 0 | 0 | 0 | - | - |
| GUASAVE | SLSSA001313 | SSA | LA BRECHA | 0 | 0 | 0 | 0 | 0 | 0 | 0 | 2 | 0.00 | 4 | 0 | 0 | 0 | - | - |
| GUASAVE | SLSSA001511 | SSA | LA TRINIDAD | 0 | 0 | 0 | 0 | 0 | 0 | 0 | 3 | 0.00 | 4 | 0 | 0 | 0 | - | - |
| GUASAVE | SLSSA001470 | SSA | LAS QUEMAZONES | 0 | 0 | 0 | 0 | 0 | 0 | 0 | 1 | 0.00 | 4 | 0 | 0 | 0 | - | - |
| GUASAVE | SLSSA001424 | SSA | LEON FONSECA (ESTACION VERDURA) | 0 | 0 | 0 | 0 | 0 | 0 | 0 | 3 | 0.00 | 4 | 0 | 0 | 0 | - | - |
| GUASAVE | SLSSA001436 | SSA | NIO | 0 | 0 | 0 | 0 | 0 | 0 | 0 | 3 | 0.00 | 4 | 0 | 0 | 0 | - | - |
| GUASAVE | SLSSA001441 | SSA | PALOS BLANCOS | 0 | 0 | 0 | 0 | 0 | 0 | 0 | 3 | 0.00 | 4 | 0 | 0 | 0 | - | - |
| GUASAVE | SLSSA001506 | SSA | SAN RAFAEL (GRAL.MIGUEL VALLE DAVALOS) | 0 | 0 | 0 | 0 | 0 | 0 | 0 | 3 | 0.00 | 4 | 0 | 0 | 0 | - | - |
| GUASAVE | SLIMS000312 | IMSS | UMFH 15 JUAN JOSE RIOS | 0 | 0 | 0 | 2 | 1 | 0 | -1 | 12 | 16.67 | 2 | 2 | 2 | 0 | 0.00 | 4 |
| TOTAL MPIO. GUASAVE | | | | 9 | 3 | -6 | 401 | 67 | 58 | -9 | 3198 | 12.54 | | 170 | 144 | -26 | 40.28 | |

| | | | | | | | | | | | | | | | | | | |
|-------------------------------------|-------------|-----|------------------------------|----------|----------|----------|----------|-----------|----------|-----------|------------|-------------|---|-----------|-----------|-----------|-------------|---|
| SINALOA | SLSSA002211 | SSA | ESTACION NARANJO | 0 | 0 | 0 | 0 | 0 | 0 | 0 | 4 | 0.00 | 1 | 0 | 0 | 0 | - | - |
| SINALOA | SLSSA002141 | SSA | SINALOA DE LEYVA | 0 | 0 | 0 | 0 | 10 | 1 | -9 | 157 | 0.00 | 1 | 20 | 15 | -5 | 6.67 | - |
| SINALOA | SLSSA017361 | SSA | UNIDAD TECNICO ADMINSTRATIVA | 0 | 0 | 0 | 0 | 0 | 0 | 0 | 0 | - | - | 0 | 0 | 0 | - | - |
| TOTAL MPIO. SINALOA DE LEYVA | | | | 0 | 0 | 0 | 0 | 10 | 1 | -9 | 161 | 0.00 | | 20 | 15 | -5 | 6.67 | |

| | | | | | | | | | | | | | | | | | | |
|--------------------------------------|--|--|--|----------|----------|-----------|------------|-----------|-----------|------------|--------------|--------------|--|------------|------------|------------|--------------|--|
| TOTAL JURISDICCION 2, GUASAVE | | | | 9 | 3 | -6 | 401 | 77 | 59 | -18 | 3,359 | 11.94 | | 190 | 159 | -31 | 37.11 | |
|--------------------------------------|--|--|--|----------|----------|-----------|------------|-----------|-----------|------------|--------------|--------------|--|------------|------------|------------|--------------|--|

NUEVA NORMALIDAD

INDICE DE POSITIVIDAD
37.11

TASA DE LETALIDAD
11.94



COVID-19 Sinaloa:

Casos y Defunciones JURISDICCIÓN GUAMUCHIL



NUEVA NORMALIDAD

266

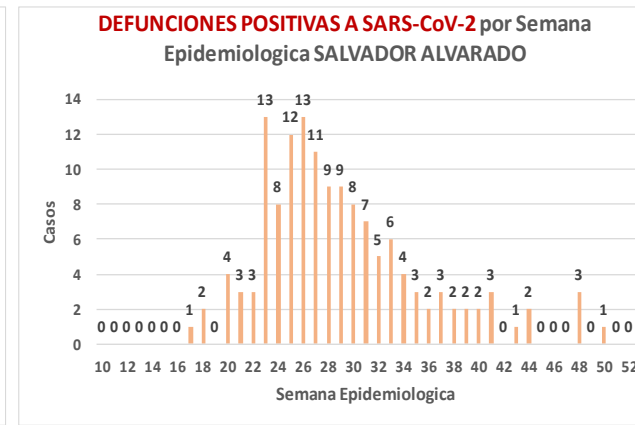
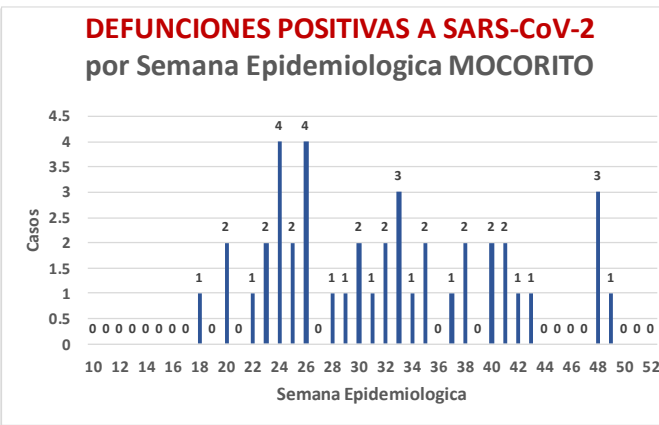
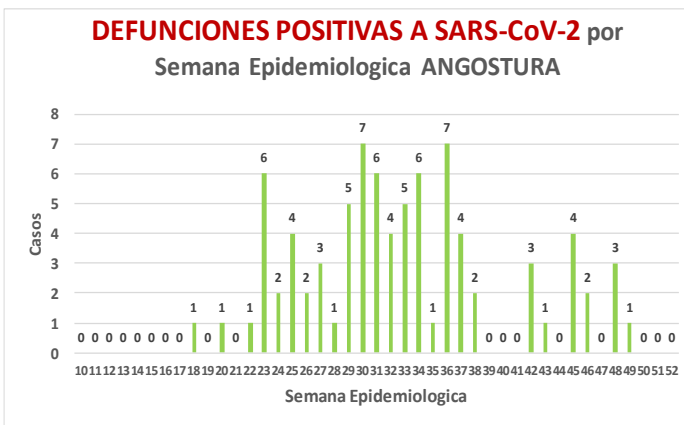
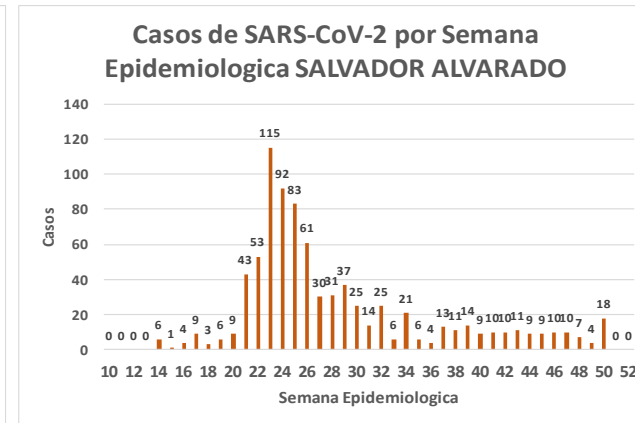
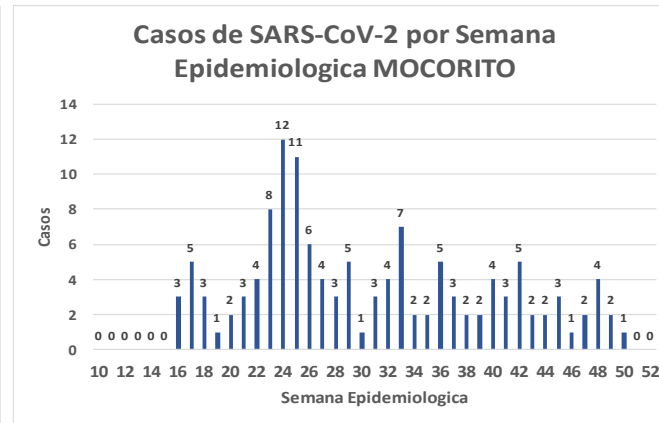
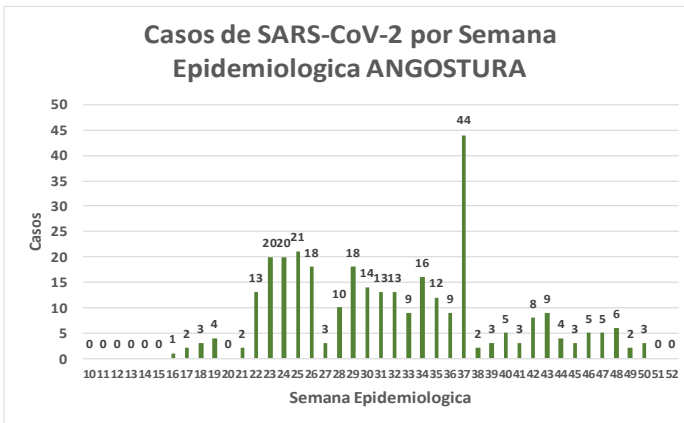
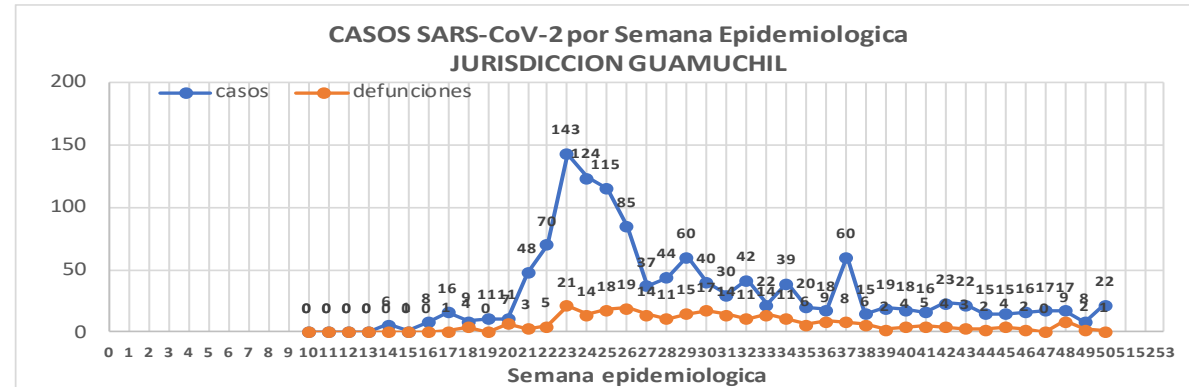
Defunciones Jurisdicción GUAMUCHIL



Datos actualizados al **sábado, 12 de diciembre de 2020**

| JURISDICCION SANITARIA | Casos Acum. SARS-CoV-2* | % |
|--------------------------------|-------------------------|---------------|
| Jurisd. No. 3 Guamuchil | 1282 | 100.0% |
| ANGOSTURA | 323 | 25.2% |
| MOCORITO | 130 | 10.1% |
| SALVADOR ALVARADO | 829 | 64.7% |

* Municipio de residencia



Jurisd. No. 3 Guamuchil

| INSTITUCION | NO ADECUADO | RECHAZADA | NO RECIBIDA | SOSPECHOSOS | TOTAL CON MUESTRA | % SOSPECHOSOS |
|--------------------|-------------|-----------|-------------|--------------|-------------------|---------------|
| IMSS | 0 | 7 | 1 | 736 | 744 | 34.6% |
| IMSS-OPORTUNIDADES | 0 | 0 | 0 | 0 | 0 | 0.0% |
| ISSSTE | 0 | 3 | 0 | 96 | 99 | 4.6% |
| PRIVADA | 0 | 0 | 0 | 29 | 29 | 1.3% |
| SEDENA | 0 | 0 | 0 | 9 | 9 | 0.4% |
| SEMAR | 0 | 0 | 0 | 0 | 0 | 0.0% |
| SSA | 3 | 10 | 0 | 1,234 | 1,247 | 58.0% |
| PEMEX | 0 | 0 | 0 | 0 | 0 | 0.0% |
| ESTATAL | 0 | 0 | 0 | 23 | 23 | 1.1% |
| MUNICIPAL | 0 | 0 | 0 | 0 | 0 | 0.0% |
| TOTAL | 3 | 20 | 1 | 2,127 | 2,151 | 100.0% |
| | 0.1% | 0.9% | 0.0% | 98.9% | 100.0% | |

| RESULTADO DEFINITIVO EN PLATAFORMA SISVER; JUR GUAMUCHIL | |
|--|-------------|
| SARS-CoV-2 | 1291 |
| NEGATIVO | 799 |
| NO RECIBIDA | 1 |
| INF AH1N1 PMD | 0 |
| RECHAZADA | 20 |
| B | 1 |
| A H3 | 0 |
| METAPNEUMOVIRUS | 0 |
| ENTEROV//RHINOVIRUS | 3 |
| CORONA OC43 | 0 |
| NO ADECUADO | 3 |
| INF A | 0 |
| CORONA 229E | 0 |
| CORONA NL63 | 0 |
| CORONA HKU1 | 0 |
| VSR | 0 |
| ADENOVIRUS | 0 |
| PARAINFLUENZA 3 | 0 |
| NO SUBTIPIFICADO | 0 |

NUEVA NORMALIDAD

266

Defunciones
Jurisdicción
GUAMUCHIL

INFORMACION AL DIA : sábado, 12 de diciembre de 2020

SE TOMO MUESTRA PERO SIN RECEPCION EN LABORATORIO

| Municipios | IMSS | IMSS-OPORTUNIDADES | ISSSTE | PRIVADA | SEDENA | SEMAR | SSA | PEMEX | ESTATAL | MUNICIPAL | TOTAL |
|---------------------------|-----------|--------------------|-----------|----------|----------|----------|----------|----------|----------|-----------|-----------|
| ANGOSTURA | 1 | 0 | 2 | 6 | 0 | 0 | 0 | 0 | 0 | 0 | 9 |
| MOCORITO | 1 | 0 | 3 | 0 | 0 | 0 | 3 | 0 | 0 | 0 | 7 |
| SALVADOR ALVARADO | 9 | 0 | 5 | 2 | 0 | 0 | 1 | 0 | 0 | 0 | 17 |
| TOTAL JURISDICCION | 11 | 0 | 10 | 8 | 0 | 0 | 4 | 0 | 0 | 0 | 33 |



Unidades de Salud que han reportado en SISVER

| MUNICIPIO | CLUES | SECTOR | UNIDAD | Defunciones en la Semana Epidemiologica | | | Total Defunciones Asociadas a SarsCov-2 | | | | Total de Casos Confirmados | Tasa letalidad X 100 (D/G)*100 | Lugar Letalidad | PRUEBAS REALIZADAS en la Sem Epidemiologica | | | INDICE DE POSITIVIDAD | Lugar de Indice de POSITIVIDAD |
|--|-------------|--------|--------------------------------------|---|----------------|-----------|---|----------------|----------------|-----------|----------------------------|--------------------------------|-----------------|---|----------------|------------|-----------------------|--------------------------------|
| | | | | SEM EPI NUM-48 | SEM EPI NUM-49 | Aumento | | SEM EPI NUM-48 | SEM EPI NUM-49 | Aumento | | | | SEM EPI NUM-48 | SEM EPI NUM-49 | Aumento | | |
| SALVADOR ALVARADO | SLSSA001955 | SSA | CENTRO DE SALUD GUAMUCHIL | 0 | 0 | 0 | 0 | 0 | 0 | 0 | 0 | - | - | 0 | 0 | 0 | - | - |
| SALVADOR ALVARADO | SLIST000230 | ISSSTE | GUAMUCHIL | 0 | 0 | 0 | 0 | 0 | 0 | 0 | 0 | - | - | 0 | 0 | 0 | - | - |
| SALVADOR ALVARADO | SLIMS000411 | IMSS | HGSMF 30 GUAMUCHIL | 5 | 2 | -3 | 142 | 9 | 6 | -3 | 454 | 31.28 | 1 | 20 | 9 | -11 | 66.67 | 1 |
| SALVADOR ALVARADO | SLSSA018113 | SSA | HOSPITAL GENERAL DE GUAMUCHIL | 3 | 0 | -3 | 60 | 1 | 1 | 0 | 342 | 17.54 | 2 | 4 | 2 | -2 | 50.00 | 2 |
| SALVADOR ALVARADO | SLSSA002631 | SSA | JURISDICCION SANITARIA III GUAMUCHIL | 0 | 0 | 0 | 0 | 0 | 0 | 0 | 270 | 0.00 | 3 | 0 | 0 | 0 | - | - |
| TOTAL MPIO. SALVADOR ALVARADO | | | | 8 | 2 | -6 | 202 | 10 | 7 | -3 | 1066 | 18.95 | | 24 | 11 | -13 | 63.64 | |
| ANGOSTURA | SLSSA000193 | SSA | HOSPITAL INTEGRAL ANGOSTURA | 0 | 0 | 0 | 0 | 0 | 0 | 0 | 19 | 0.00 | 1 | 0 | 0 | 0 | - | - |
| ANGOSTURA | SLIMS000090 | IMSS | UMF 51 LA ANGOSTURA | 0 | 0 | 0 | 0 | 0 | 0 | 0 | 3 | 0.00 | 1 | 2 | 0 | -2 | - | - |
| TOTAL MPIO. ANGOSTURA | | | | 0 | 0 | 0 | 0 | 0 | 0 | 0 | 22 | 0.00 | | 2 | 0 | -2 | - | |
| MOCORITO | SLSSA001716 | SSA | HOSPITAL INTEGRAL MOCORITO | 0 | 0 | 0 | 1 | 0 | 0 | 0 | 16 | 6.25 | 1 | 0 | 0 | 0 | - | - |
| TOTAL MPIO. MOCORITO | | | | 0 | 0 | 0 | 1 | 0 | 0 | 0 | 16 | 6.25 | | 0 | 0 | 0 | - | |
| TOTAL JURISDICCION 3, GUAMUCHIL | | | | 8 | 2 | -6 | 203 | 10 | 7 | -3 | 1,104 | 18.39 | | 26 | 11 | -15 | 63.64 | |

NUEVA NORMALIDAD

INDICE DE POSITIVIDAD
63.64

TASA DE LETALIDAD
18.39



COVID-19 Sinaloa:

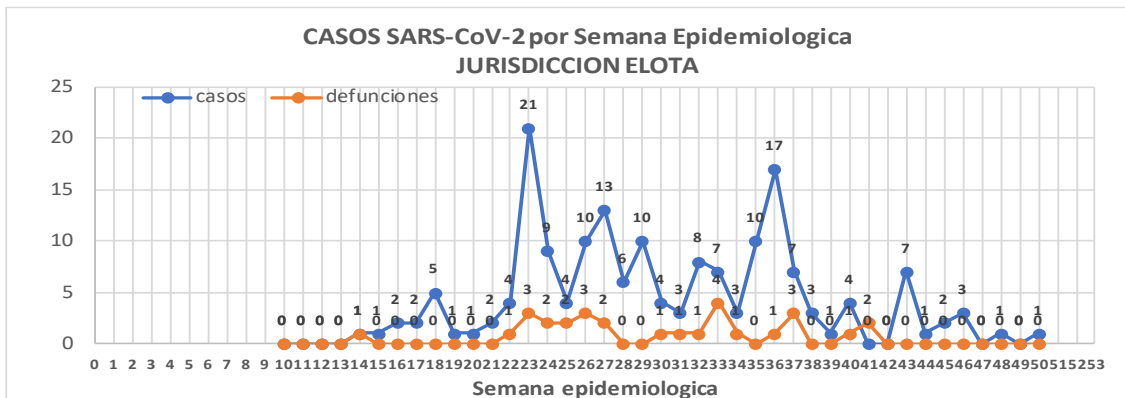
Casos y Defunciones JURISDICCIÓN ELOTA



Datos actualizados al **sábado, 12 de diciembre de 2020**

| JURISDICCION SANITARIA | Casos Acum. SARS-CoV-2* | % |
|------------------------|-------------------------|---------------|
| Jurisd. No. 5 ELOTA | 174 | 100.0% |
| COSALA | 69 | 39.7% |
| ELOTA | 58 | 33.3% |
| SAN IGNACIO | 47 | 27.0% |

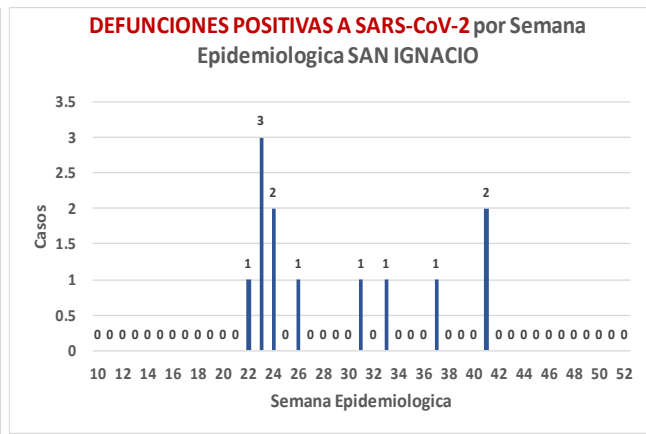
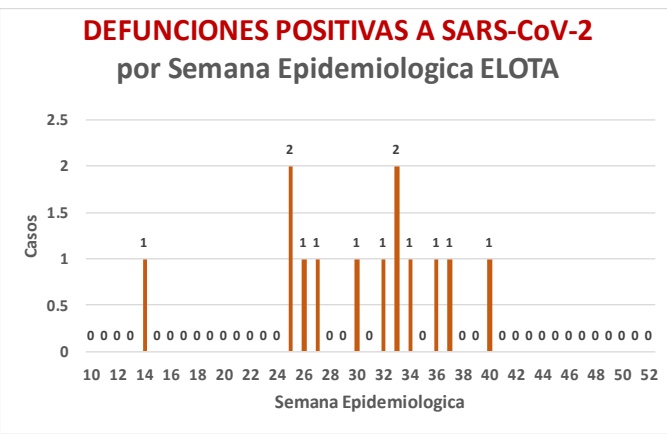
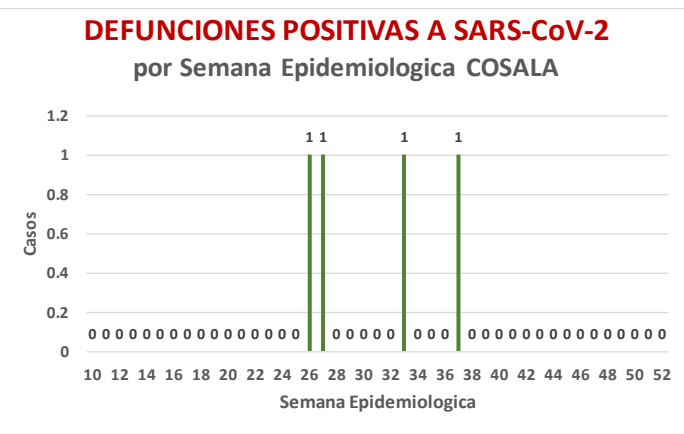
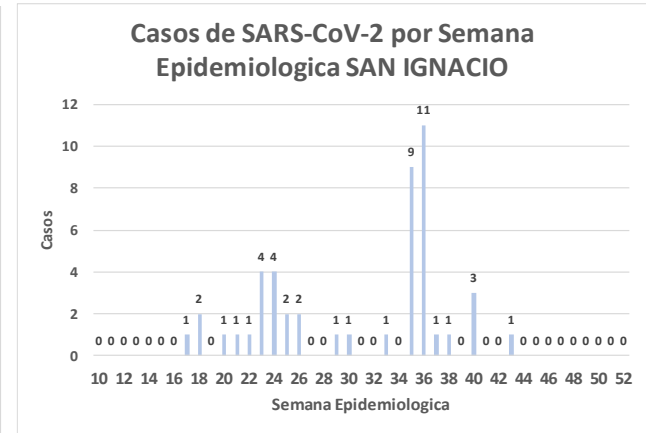
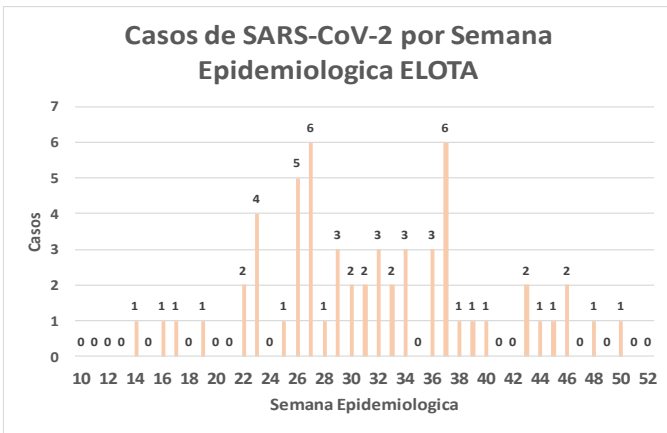
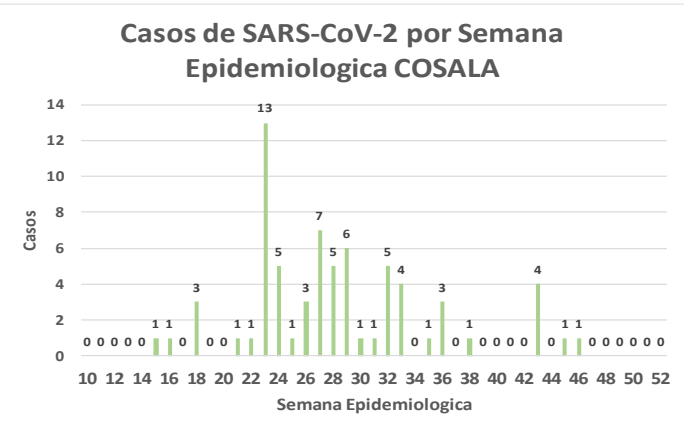
* Municipio de residencia



NUEVA NORMALIDAD

29

Defunciones Jurisdicción ELOTA



**NUEVA
NORMALIDAD**

29

**Defunciones
Jurisdicción
ELOTA**



| Jurisd. No. 5 ELOTA | | | | | | |
|---------------------|-------------|-----------|-------------|-------------|-------------------|---------------|
| INSTITUCION | NO ADECUADO | RECHAZADA | NO RECIBIDA | SOSPECHOSOS | TOTAL CON MUESTRA | % SOSPECHOSOS |
| IMSS | 0 | 0 | 0 | 45 | 45 | 11.1% |
| IMSS-OPORTUNIDADES | 0 | 0 | 0 | 1 | 1 | 0.2% |
| ISSSTE | 0 | 0 | 0 | 47 | 47 | 11.5% |
| PRIVADA | 0 | 1 | 0 | 7 | 8 | 2.0% |
| SEDENA | 0 | 0 | 0 | 5 | 5 | 1.2% |
| SEMAR | 0 | 0 | 0 | 0 | 0 | 0.0% |
| SSA | 2 | 14 | 0 | 279 | 295 | 72.5% |
| PEMEX | 0 | 0 | 0 | 0 | 0 | 0.0% |
| ESTATAL | 0 | 0 | 0 | 5 | 5 | 1.2% |
| MUNICIPAL | 0 | 0 | 0 | 1 | 1 | 0.2% |
| TOTAL | 2 | 15 | 0 | 390 | 407 | 100.0% |
| | 0.5% | 3.7% | 0.0% | 95.8% | 100.0% | |

| RESULTADO DEFINITIVO EN PLATAFORMA SISVER; JUR ELOTA | |
|--|-----|
| SARS-CoV-2 | 177 |
| NEGATIVO | 189 |
| NO RECIBIDA | 0 |
| INF AH1N1 PMD | 1 |
| RECHAZADA | 15 |
| B | 4 |
| A H3 | 0 |
| METAPNEUMOVIRUS | 1 |
| ENTEROV//RHINOVIRUS | 3 |
| CORONA OC43 | 1 |
| NO ADECUADO | 2 |
| INF A | 0 |
| CORONA 229E | 0 |
| CORONA NL63 | 0 |
| CORONA HKU1 | 0 |
| VSR | 0 |
| ADENOVIRUS | 1 |
| PARAINFLUENZA 3 | 0 |
| NO SUBTIPIFICADO | 0 |

INFORMACION AL DIA : sábado, 12 de diciembre de 2020

| SE TOMO MUESTRA PERO SIN RECEPCION EN LABORATORIO | | | | | | | | | | | |
|---|----------|--------------------|----------|----------|----------|----------|----------|----------|----------|-----------|-----------|
| Municipios | IMSS | IMSS-OPORTUNIDADES | ISSSTE | PRIVADA | SEDENA | SEMAR | SSA | PEMEX | ESTATAL | MUNICIPAL | TOTAL |
| COSALA | 0 | 0 | 1 | 0 | 0 | 0 | 1 | 0 | 0 | 0 | 2 |
| ELOTA | 0 | 0 | 6 | 0 | 0 | 0 | 0 | 0 | 0 | 0 | 6 |
| SAN IGNACIO | 0 | 0 | 1 | 0 | 0 | 0 | 4 | 0 | 0 | 0 | 5 |
| TOTAL JURISDICCION | 0 | 0 | 8 | 0 | 0 | 0 | 5 | 0 | 0 | 0 | 13 |

Unidades de Salud que han reportado en SISVER

| MUNICIPIO | CLUES | SECTOR | UNIDAD | Defunciones en la Semana Epidemiologica | | | Total Defunciones Asociadas a SarsCov-2 | Casos confirmados en la Semana Epidemiologica | | | Total de Casos Confirmados | Tasa letalidad X 100 (D/G)*100 | Lugar Letalidad | PRUEBAS REALIZADAS en la Sem Epidemiologica | | | INDICE DE POSITIVIDAD | Lugar de Indice de POSITIVIDAD |
|------------------------------------|-------------|--------|-------------------------------|---|----------------|----------|---|---|----------------|----------|----------------------------|--------------------------------|-----------------|---|----------------|-----------|-----------------------|--------------------------------|
| | | | | SEM EPI NUM-48 | SEM EPI NUM-49 | Aumento | | SEM EPI NUM-48 | SEM EPI NUM-49 | Aumento | | | | SEM EPI NUM-48 | SEM EPI NUM-49 | Aumento | | |
| ELOTA | SLSSA017594 | SSA | HOSPITAL GENERAL LA CRUZ | 0 | 0 | 0 | 0 | 0 | 0 | 0 | 6 | 0.00 | 1 | 0 | 0 | 0 | - | - |
| ELOTA | SLSSA001086 | SSA | LA CRUZ | 0 | 0 | 0 | 0 | 0 | 0 | 0 | 0 | - | - | 0 | 0 | 0 | - | - |
| ELOTA | SLIMS000225 | IMSS | UMF 21 LA CRUZ | 0 | 0 | 0 | 0 | 0 | 0 | 0 | 5 | 0.00 | 1 | 0 | 0 | 0 | - | - |
| TOTAL MPIO. ELOTA | | | | 0 | 0 | 0 | 0 | 0 | 0 | 0 | 11 | 0.00 | | 0 | 0 | 0 | - | |
| COSALÁ | SLSSA000572 | SSA | HOSPITAL INTEGRAL COSALA | 0 | 0 | 0 | 1 | 0 | 0 | 0 | 55 | 1.82 | - | 1 | 0 | -1 | - | - |
| TOTAL MPIO. COSALA | | | | 0 | 0 | 0 | 1 | 0 | 0 | 0 | 55 | 1.82 | | 1 | 0 | -1 | - | |
| SAN IGNACIO | SLSSA017570 | SSA | HOSPITAL INTEGRAL SAN IGNACIO | 0 | 0 | 0 | 0 | 0 | 0 | 0 | 0 | - | - | 0 | 0 | 0 | - | - |
| TOTAL MPIO. SAN IGNACIO | | | | 0 | 0 | 0 | 0 | 0 | 0 | 0 | 0 | - | | 0 | 0 | 0 | - | |
| TOTAL JURISDICCION 5, ELOTA | | | | 0 | 0 | 0 | 1 | 0 | 0 | 0 | 66 | 1.52 | | 1 | 0 | -1 | - | |

NUEVA NORMALIDAD

INDICE DE POSITIVIDAD -

TASA DE LETALIDAD 1.52





DIRECCIÓN DE PREVENCIÓN Y PROMOCIÓN DE LA SALUD
SUBDIRECCIÓN DE VIGILANCIA EPIDEMIOLÓGICA

SALUD

SECRETARÍA DE SALUD

