



SERVICIOS DE SALUD DE SINALOA

SUBDIRECCIÓN DE VIGILANCIA EPIDEMIOLÓGICA

COVID-19 SINALOA

Comunicado Técnico Diario

NUEVA
NORMALIDAD

miércoles, 9 de diciembre de 2020

SALUD

SECRETARÍA DE SALUD



Dr. José Pablo Güémez Alvarez

Jefe de Depto. De Vigilancia Epidemiologica

Servicios de Salud de Sinaloa

Nota: Este comunicado contiene información preliminar y sus datos pueden variar sin previo aviso, datos presentados disponibles a la fecha y corte especificados.

Fecha Corte: 09/dic/2020

Hora Corte: 12:00 am



SERVICIOS DE SALUD DE SINALOA
SUBDIRECCIÓN DE VIGILANCIA EPIDEMIOLÓGICA

PANORAMA EPIDEMIOLOGICO DE COVID-19 SINALOA

Información diaria

NUEVA
NORMALIDAD

miércoles, 9 de diciembre de 2020

SALUD
SECRETARÍA DE SALUD





SERVICIOS DE SALUD DE SINALOA

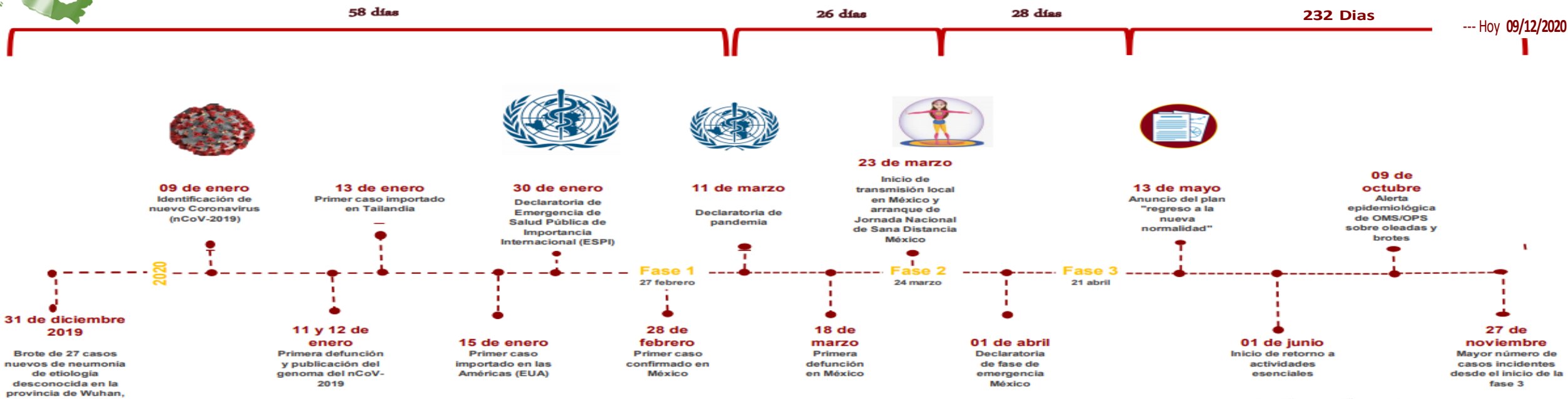
SUBDIRECCIÓN DE VIGILANCIA EPIDEMIOLÓGICA

| Municipios | Notificados en Plataforma | Acumulados al 09/dic/2020 | | RESULTADO FINAL | | | | | | Tasa de Incidencia | Total Activos* | Tasa de Incidencia Activos |
|--------------------|---------------------------|---------------------------|---------------|--------------------|---------------------|--------------|---------------------|--------------|--------------------------|--------------------|----------------|----------------------------|
| | Num.- | Femeninos | Masculinos | RESULTADO NEGATIVO | RESULTADO INFLUENZA | OTROS DX | POSITIVO SARS-CoV-2 | SOSPECHOSOS | DEFUNCION (+) Sars-CoV-2 | | | |
| AHOME | 7,055 | 3,668 | 3,387 | 3,273 | 46 | 308 | 3,245 | 183 | 738 | 677.9 | 47 | 9.8 |
| CHOIX | 173 | 85 | 88 | 78 | 3 | 10 | 75 | 7 | 9 | 206.4 | 3 | 8.3 |
| EL FUERTE | 673 | 333 | 340 | 302 | 3 | 38 | 308 | 22 | 85 | 282.4 | 4 | 3.7 |
| GUASAVE | 7,617 | 4,184 | 3,433 | 2,792 | 9 | 1,365 | 3,292 | 159 | 463 | 1016.3 | 57 | 17.6 |
| SINALOA | 773 | 375 | 398 | 387 | 0 | 46 | 333 | 7 | 48 | 340.9 | 3 | 3.1 |
| ANGOSTURA | 512 | 228 | 284 | 156 | 0 | 31 | 322 | 3 | 82 | 642.2 | 3 | 6.0 |
| MOCORITO | 271 | 125 | 146 | 118 | 0 | 20 | 129 | 4 | 42 | 258.8 | 2 | 4.0 |
| SALVADOR ALVARADO | 1,411 | 722 | 689 | 505 | 1 | 65 | 819 | 21 | 141 | 923.0 | 8 | 9.0 |
| BADIRAGUATO | 360 | 191 | 169 | 171 | 0 | 41 | 142 | 6 | 17 | 450.9 | 1 | 3.2 |
| CULIACÁN | 24,116 | 12,945 | 11,171 | 10,112 | 27 | 3,119 | 10,237 | 621 | 1,418 | 1024.1 | 221 | 22.1 |
| NAVOLATO | 1,658 | 900 | 758 | 708 | 8 | 148 | 731 | 63 | 135 | 492.7 | 10 | 6.7 |
| COSALÁ | 246 | 144 | 102 | 59 | 0 | 116 | 69 | 2 | 4 | 393.6 | 0 | 0.0 |
| ELOTA | 182 | 90 | 92 | 74 | 2 | 43 | 58 | 5 | 13 | 129.8 | 1 | 2.2 |
| SAN IGNACIO | 110 | 53 | 57 | 51 | 0 | 11 | 47 | 1 | 12 | 198.4 | 0 | 0.0 |
| CONCORDIA | 121 | 54 | 67 | 42 | 0 | 19 | 59 | 1 | 19 | 185.4 | 0 | 0.0 |
| ESCUINAPA | 575 | 313 | 262 | 179 | 5 | 62 | 319 | 10 | 67 | 513.4 | 0 | 0.0 |
| MAZATLÁN | 9,271 | 4,867 | 4,404 | 3,511 | 3 | 1,510 | 4,140 | 107 | 616 | 814.6 | 58 | 11.4 |
| ROSARIO | 316 | 148 | 168 | 121 | 1 | 37 | 152 | 5 | 30 | 277.9 | 0 | 0.0 |
| Total | 55,440 | 29,425 | 26,015 | 22,639 | 108 | 6,989 | 24,477 | 1,227 | 3,939 | 775.4 | 418 | 13.2 |
| Otro Estado | 309 | 123 | 186 | 142 | 2 | 28 | 119 | 18 | 22 | | | |

Fuente: Plataforma Nacional SISVER, Preliminar al Corte. Acumulados al 09/dic/2020 Tasa de Incidencia por 100,000 Habitantes. Por Lugar de Residencia.

CASOS ACTIVOS*: Caso Confirmado Positivo con fecha de inicio de síntomas en los últimos 14 días.

Línea del tiempo COVID-2019, México



COVID-19 SINALOA: Resumen de Casos Confirmados

27 feb - al miércoles, 9 de diciembre de 2020



344 Dias

Nivel de Riesgo

- Máximo
- Alto
- Medio
- Bajo

[31/12/2019 - 09/12/2020]

Confirmados acumulados

24,596

Casos Estudiados

55,749

Negativos acumulados

22,781

Casos Confirmados activos*

418

Defunciones

3,961

Nuevos Sospechosos

1,245

FASE 1

27/02/2020

Primer Caso Confirmado COVID-19

NUEVA NORMALIDAD

01/06/2020

3594 Casos Confirmados COVID-19

FASE 2

23/03/2020

4 Casos Confirmados COVID-19

FASE 3

21/04/2020

557 Casos Confirmados COVID-19

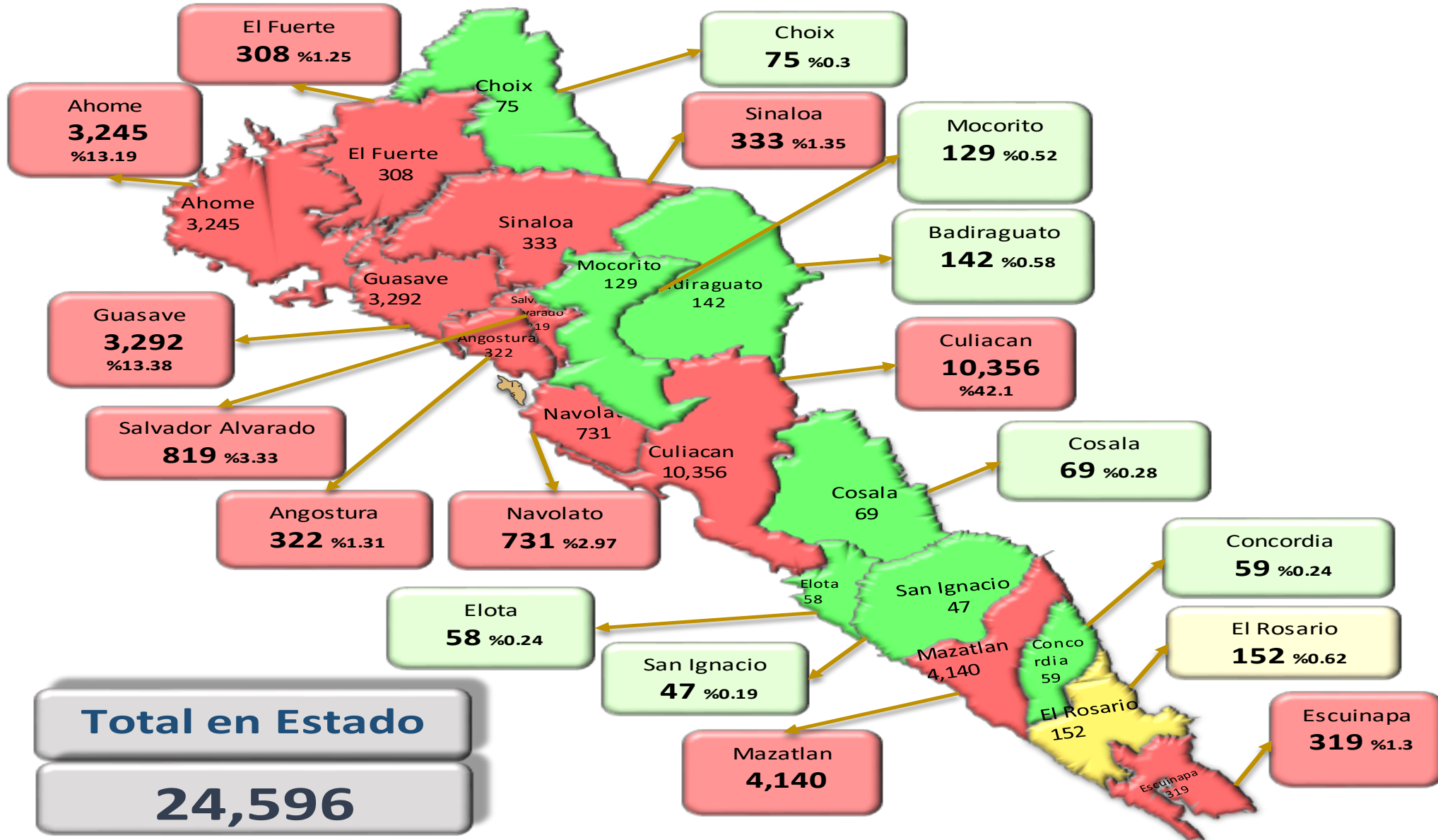


286 Dias

[27/02/2020 - 09/12/2020]

*CASO ACTIVO: Caso confirmado positivo con fecha de inicio de síntomas en los últimos 14 días.

COVID-19 Sinaloa: Mapa de casos confirmados acumulados por municipio de residencia



NUEVA NORMALIDAD

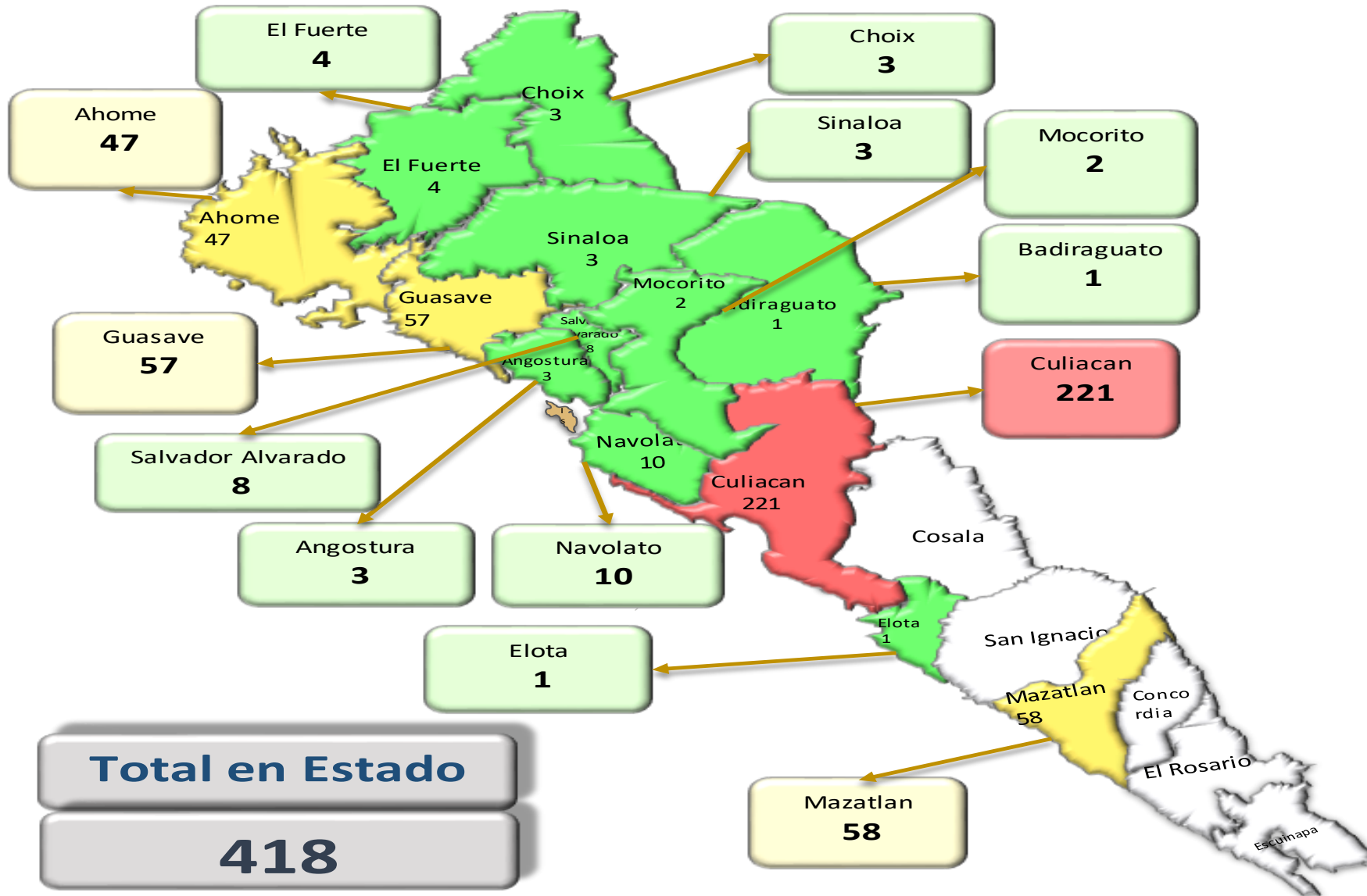
24,596

Confirmados acumulados



COVID-19 Sinaloa: Mapa de casos confirmados activos por municipio de residencia

CASOS ACTIVOS*: Caso Confirmado Positivo con fecha de inicio de síntomas en los últimos 14 días.



NUEVA NORMALIDAD

418

Confirmados activos



Total en Estado
418

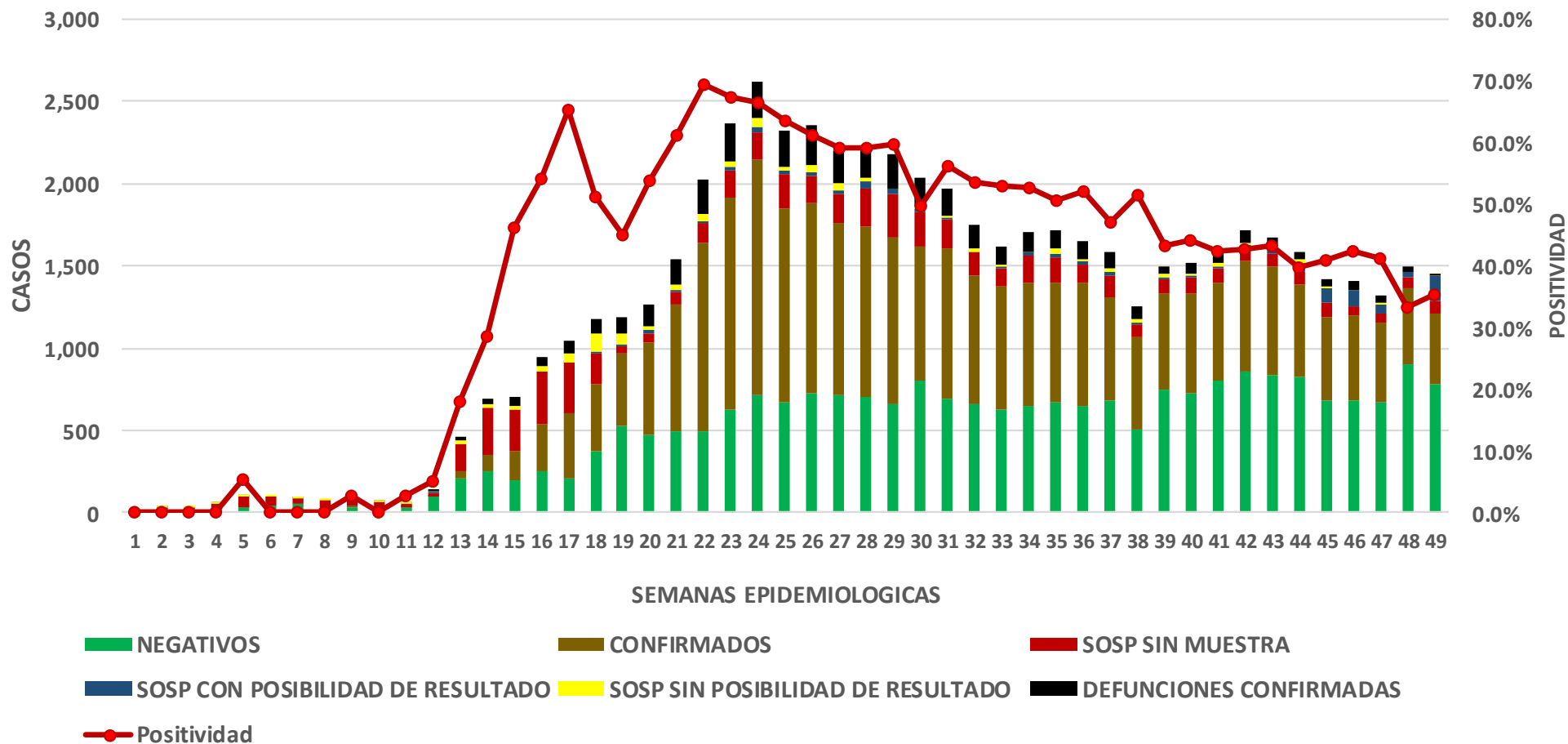
COVID-19 Sinaloa: Casos positivos, sospechosos y negativos

56,517 Personas
Notificadas

35.5% Positividad
Semana 49

**NUEVA
NORMALIDAD**

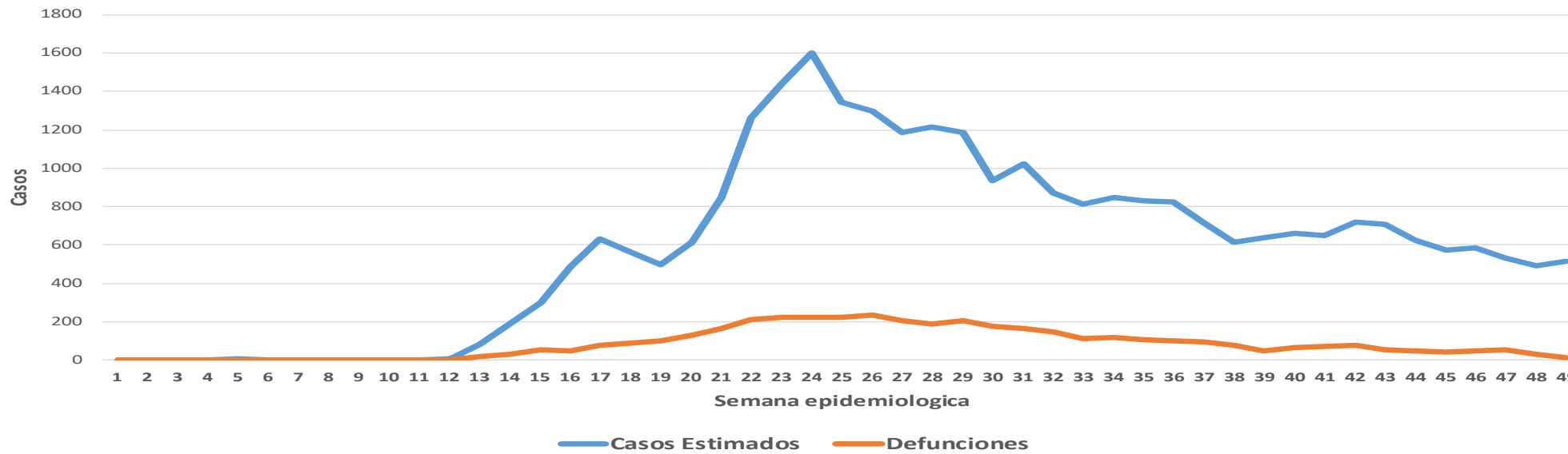
Escenario del Estado de Sinaloa



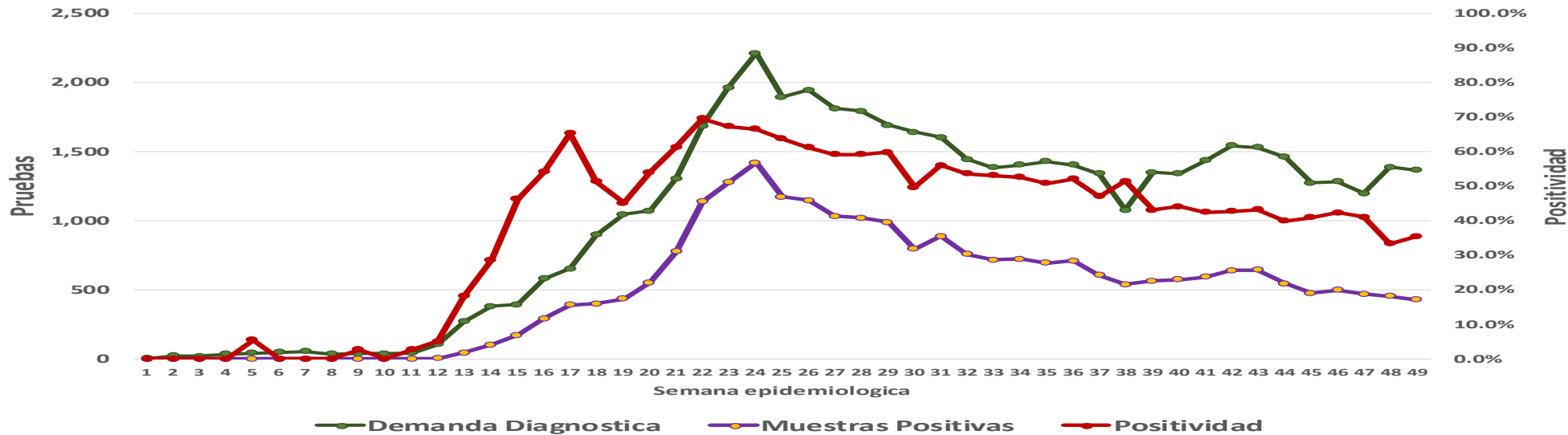
COVID-19 Sinaloa: Casos Estimados, Defunciones, Demanda Diagnostica y Positividad

NUEVA
NORMALIDAD

Casos Estimados y Defunciones del Estado de Sinaloa



Estado de Sinaloa



COVID-19 Sinaloa: Casos Asociados a SARS-CoV-2 Notificados los últimos 7 días.

| CASOS CONFIRMADOS A SARS-CoV-2 SEGÚN MUNICIPIO LOS ULTIMOS 7 DIAS | 09/12/2020 Acum. Hasta el día de hoy | CASOS CONFIRMADOS A SARS-COV-2 LOS <u>ULTIMOS 7 DIAS</u> | | | | | | | Total de Casos Confirmados Ultimos 7 Dias |
|---|--|--|------------|------------|------------|------------|------------|------------|---|
| | | 08/12/2020 | 07/12/2020 | 06/12/2020 | 05/12/2020 | 04/12/2020 | 03/12/2020 | 02/12/2020 | |
| AHOME | 3,278 | 0 | 10 | 25 | 0 | 1 | 13 | 4 | 53 |
| CHOIX | 75 | 0 | 0 | 0 | 0 | 3 | 1 | 0 | 4 |
| EL FUERTE | 310 | 0 | 0 | 0 | 0 | 1 | 0 | 0 | 1 |
| GUASAVE | 3,310 | 8 | 9 | 20 | 0 | 11 | 9 | 3 | 60 |
| SINALOA | 343 | 0 | 0 | 0 | 0 | 1 | 1 | 0 | 2 |
| ANGOSTURA | 325 | 0 | 2 | 1 | 0 | 0 | 1 | 0 | 4 |
| MOCORITO | 130 | 0 | 0 | 0 | 0 | 0 | 1 | 0 | 1 |
| SALVADOR ALVARADO | 823 | 1 | 3 | 1 | 0 | 0 | 2 | 1 | 8 |
| BADIRAGUATO | 143 | 0 | 1 | 0 | 0 | 0 | 0 | 0 | 1 |
| CULIACAN | 10,326 | 26 | 42 | 2 | 11 | 43 | 35 | 69 | 228 |
| NAVOLATO | 736 | 5 | 4 | 0 | 0 | 1 | 2 | 4 | 16 |
| COSALA | 69 | 0 | 0 | 0 | 0 | 0 | 0 | 0 | 0 |
| ELOTA | 60 | 0 | 0 | 0 | 0 | 0 | 0 | 0 | 0 |
| SAN IGNACIO | 48 | 0 | 0 | 0 | 0 | 0 | 0 | 0 | 0 |
| CONCORDIA | 59 | 0 | 0 | 0 | 0 | 0 | 0 | 0 | 0 |
| ESCUINAPA | 322 | 0 | 1 | 0 | 0 | 0 | 0 | 0 | 1 |
| MAZATLAN | 4,180 | 7 | 8 | 8 | 3 | 7 | 9 | 14 | 56 |
| ROSARIO | 155 | 0 | 0 | 0 | 2 | 2 | 0 | 1 | 5 |
| Total Estado | 24,692 | 47 | 80 | 57 | 16 | 70 | 74 | 96 | 440 |

**NUEVA
NORMALIDAD**



COVID-19 Sinaloa: Casos y Defunciones Asociadas a SARS-CoV-2 Notificadas los últimos 7 días.

**NUEVA
NORMALIDAD**

| CASOS CONFIRMADOS A SARS-CoV-2 SEGÚN JURISDICCION LOS ULTIMOS 7 DIAS | 09/12/2020 Acum. Hasta el día de hoy | CASOS CONFIRMADOS A SARS-COV-2 LOS ULTIMOS 7 DIAS | | | | | | | Total de Casos Confirmados Ultimos 7 Dias |
|---|---|---|------------|------------|------------|------------|------------|------------|---|
| | | 08/12/2020 | 07/12/2020 | 06/12/2020 | 05/12/2020 | 04/12/2020 | 03/12/2020 | 02/12/2020 | |
| Jurisdiccion I, Los Mochis | 3,663 | 0 | 10 | 25 | 0 | 5 | 14 | 4 | 58 |
| Jurisdiccion II, Guasave | 3,653 | 8 | 9 | 20 | 0 | 12 | 10 | 3 | 62 |
| Jurisdiccion III, Guamuchil | 1,278 | 1 | 5 | 2 | 0 | 0 | 4 | 1 | 13 |
| Jurisdiccion IV, Culiacan | 11,205 | 31 | 47 | 2 | 11 | 44 | 37 | 73 | 245 |
| Jurisdiccion V, Elota | 177 | 0 | 0 | 0 | 0 | 0 | 0 | 0 | 0 |
| Jurisdiccion VI, Mazatlan | 4,716 | 7 | 9 | 8 | 5 | 9 | 9 | 15 | 62 |
| Total Estado | 24,692 | 47 | 80 | 57 | 16 | 70 | 74 | 96 | 440 |

| DEFUNCIONES CONFIRMADAS A SARS-CoV-2 POR JURISDICCION LOS ULTIMOS 7 DIAS | 09/12/2020 Acum. Hasta el día de hoy | DEFUNCIONES CONFIRMADOS A SARS-COV-2 LOS ULTIMOS 7 DIAS | | | | | | | Total de Casos Confirmados Ultimos 7 Dias |
|--|---|---|------------|------------|------------|------------|------------|------------|---|
| | | 08/12/2020 | 07/12/2020 | 06/12/2020 | 05/12/2020 | 04/12/2020 | 03/12/2020 | 02/12/2020 | |
| Jurisdiccion I, Los Mochis | 841 | 0 | 1 | 5 | 0 | 0 | 0 | 0 | 6 |
| Jurisdiccion II, Guasave | 512 | 0 | 0 | 1 | 0 | 0 | 2 | 0 | 3 |
| Jurisdiccion III, Guamuchil | 267 | 0 | 0 | 0 | 0 | 0 | 1 | 0 | 1 |
| Jurisdiccion IV, Culiacan | 1,583 | 0 | 1 | 0 | 0 | 0 | 0 | 2 | 3 |
| Jurisdiccion V, Elota | 30 | 0 | 0 | 0 | 0 | 0 | 0 | 0 | 0 |
| Jurisdiccion VI, Mazatlan | 736 | 0 | 0 | 0 | 0 | 0 | 1 | 0 | 1 |
| Total Estado | 3,969 | 0 | 2 | 6 | 0 | 0 | 4 | 2 | 14 |



COVID-19 Sinaloa: Defunciones Asociadas a SARS-CoV-2 Notificadas por Municipio últimos 7 días.

| DEFUNCIONES CONFIRMADAS A SARS-CoV-2 SEGÚN MUNICIPIO LOS ÚLTIMOS 7 DIAS | Acum. Hasta el día de hoy | DEFUNCIONES CONFIRMADOS A SARS-COV-2 LOS ULTIMOS 7 DIAS | | | | | | | Total de Casos Confirmados Ultimos 7 Dias |
|---|---------------------------|---|------------|------------|------------|------------|------------|------------|---|
| | | 08/12/2020 | 07/12/2020 | 06/12/2020 | 05/12/2020 | 04/12/2020 | 03/12/2020 | 02/12/2020 | |
| AHOME | 747 | 0 | 1 | 5 | 0 | 0 | 0 | 0 | 6 |
| CHOIX | 9 | 0 | 0 | 0 | 0 | 0 | 0 | 0 | 0 |
| EL FUERTE | 85 | 0 | 0 | 0 | 0 | 0 | 0 | 0 | 0 |
| GUASAVE | 463 | 0 | 0 | 1 | 0 | 0 | 2 | 0 | 3 |
| SINALOA | 49 | 0 | 0 | 0 | 0 | 0 | 0 | 0 | 0 |
| ANGOSTURA | 83 | 0 | 0 | 0 | 0 | 0 | 0 | 0 | 0 |
| MOCORITO | 42 | 0 | 0 | 0 | 0 | 0 | 1 | 0 | 1 |
| SALVADOR ALVARADO | 142 | 0 | 0 | 0 | 0 | 0 | 0 | 0 | 0 |
| BADIRAGUATO | 17 | 0 | 0 | 0 | 0 | 0 | 0 | 0 | 0 |
| CULIACAN | 1,430 | 0 | 1 | 0 | 0 | 0 | 0 | 1 | 2 |
| NAVOLATO | 136 | 0 | 0 | 0 | 0 | 0 | 0 | 1 | 1 |
| COSALA | 4 | 0 | 0 | 0 | 0 | 0 | 0 | 0 | 0 |
| ELOTA | 14 | 0 | 0 | 0 | 0 | 0 | 0 | 0 | 0 |
| SAN IGNACIO | 12 | 0 | 0 | 0 | 0 | 0 | 0 | 0 | 0 |
| CONCORDIA | 19 | 0 | 0 | 0 | 0 | 0 | 0 | 0 | 0 |
| ESCUINAPA | 67 | 0 | 0 | 0 | 0 | 0 | 0 | 0 | 0 |
| MAZATLAN | 620 | 0 | 0 | 0 | 0 | 0 | 1 | 0 | 1 |
| ROSARIO | 30 | 0 | 0 | 0 | 0 | 0 | 0 | 0 | 0 |
| Total Estado | 3,969 | 0 | 2 | 6 | 0 | 0 | 4 | 2 | 14 |

NUEVA NORMALIDAD

94
Defunciones últimos 14 días



COVID-19 Sinaloa: Casos y Defunciones en Embarazadas y Menores de 18 años

**NUEVA
NORMALIDAD**

| EMBARAZADAS CON SARS-COV2 | Casos | Defunciones |
|--|------------|-------------|
| SSA | 99 | 3 |
| IMSS | 96 | 1 |
| IMSS-OPORTUNIDADES | 10 | 0 |
| SEDENA | 7 | 0 |
| ISSSTE | 7 | 0 |
| SEMAR | 4 | 0 |
| MUNICIPAL | 2 | 0 |
| HOSPITAL MARGARITA MAZA DE JUAREZ | 2 | 0 |
| ESTATAL | 4 | 0 |
| HOSPITAL CIVIL DE CULIACAN | 4 | 0 |
| PRIVADA | 1 | 1 |
| CLINICA HOSPITAL CULIACAN S. A. DE C. V. | 0 | 0 |
| HOSPITAL MARINA MAZATLAN | 0 | 0 |
| HOSPITAL ANGELES CULIACAN | 0 | 0 |
| MEDICA DE LA CIUDAD | 1 | 1 |
| Total | 230 | 5 |

| MENORES DE 18 AÑOS POSITIVOS A SARS-CoV-2 | Casos | Defunciones |
|---|------------|-------------|
| SSA | 385 | 5 |
| IMSS | 105 | 7 |
| IMSS-OPORTUNIDADES | 5 | 0 |
| SEDENA | 0 | 0 |
| ISSSTE | 15 | 1 |
| SEMAR | 4 | 0 |
| MUNICIPAL | 2 | 0 |
| HOSPITAL MARGARITA MAZA DE JUAREZ | 2 | 0 |
| ESTATAL | 19 | 0 |
| HOSPITAL CIVIL DE CULIACAN | 18 | 0 |
| PRIVADA | 8 | 0 |
| CLINICA HOSPITAL CULIACAN S. A. DE C. V. | 0 | 0 |
| HOSPITAL MARINA MAZATLAN | 0 | 0 |
| HOSPITAL ANGELES CULIACAN | 5 | 0 |
| MEDICA DE LA CIUDAD | 1 | 0 |
| Total | 543 | 13 |



COVID-19 Sinaloa:

Casos confirmados en personal de la salud por Municipio



NUEVA NORMALIDAD

| SARS-CoV-2 POR INSTITUCION Y PERSONAL DE LA SALUD | MEDICOS | ENFERMERAS | OTROS TRABAJADORES DE LA SALUD | LABORATORISTAS | DENTISTAS | TOTAL |
|---|--------------|--------------|--------------------------------|----------------|-----------|--------------|
| SSA | 519 | 645 | 482 | 36 | 40 | 1,722 |
| IMSS | 549 | 1,055 | 731 | 55 | 11 | 2,401 |
| IMSS-OPORTUNIDADES | 34 | 31 | 22 | 2 | 1 | 90 |
| SEDENA | 2 | 4 | 6 | 1 | 0 | 13 |
| ISSSTE | 97 | 215 | 79 | 13 | 4 | 408 |
| SEMAR | 7 | 18 | 5 | 2 | 2 | 34 |
| MUNICIPAL | 13 | 11 | 12 | 0 | 0 | 36 |
| HOSPITAL MARGARITA MAZA DE JUAREZ | 13 | 11 | 12 | 0 | 0 | 36 |
| ESTATAL | 64 | 44 | 24 | 2 | 0 | 134 |
| HOSPITAL CIVIL DE CULIACAN | 64 | 44 | 24 | 2 | 0 | 134 |
| PRIVADA | 36 | 21 | 14 | 5 | 0 | 76 |
| CLINICA HOSPITAL CULIACAN S. A. DE C. V. | 1 | 0 | 0 | 0 | 0 | 1 |
| HOSPITAL MARINA MAZATLAN | 5 | 12 | 12 | 4 | 0 | 33 |
| HOSPITAL ANGELES CULIACAN | 5 | 1 | 1 | 0 | 0 | 7 |
| MEDICA DE LA CIUDAD | 4 | 1 | 0 | 0 | 0 | 5 |
| Total | 1,321 | 2,044 | 1,375 | 116 | 58 | 4,914 |

| SARS-CoV-2 POR INSTITUCION Y PERSONAL DE LA SALUD | MEDICOS | ENFERMERAS | OTROS TRABAJADORES DE LA SALUD | LABORATORISTAS | DENTISTAS | TOTAL |
|---|---------------|---------------|--------------------------------|----------------|---------------|---------------|
| SSA | 39.3% | 31.6% | 35.1% | 31.0% | 69.0% | 35.0% |
| IMSS | 41.6% | 51.6% | 53.2% | 47.4% | 19.0% | 48.9% |
| IMSS-OPORTUNIDADES | 2.6% | 1.5% | 1.6% | 1.7% | 1.7% | 1.8% |
| SEDENA | 0.2% | 0.2% | 0.4% | 0.9% | 0.0% | 0.3% |
| ISSSTE | 7.3% | 10.5% | 5.7% | 11.2% | 6.9% | 8.3% |
| SEMAR | 0.5% | 0.9% | 0.4% | 1.7% | 3.4% | 0.7% |
| MUNICIPAL | 1.0% | 0.5% | 0.9% | 0.0% | 0.0% | 0.7% |
| HOSPITAL MARGARITA MAZA DE JUAREZ | 1.0% | 0.5% | 0.9% | 0.0% | 0.0% | 0.7% |
| ESTATAL | 4.8% | 2.2% | 1.7% | 1.7% | 0.0% | 2.7% |
| HOSPITAL CIVIL DE CULIACAN | 4.8% | 2.2% | 1.7% | 1.7% | 0.0% | 2.7% |
| PRIVADA | 2.7% | 1.0% | 1.0% | 4.3% | 0.0% | 1.5% |
| CLINICA HOSPITAL CULIACAN S. A. DE C. V. | 0.1% | 0.0% | 0.0% | 0.0% | 0.0% | 0.0% |
| HOSPITAL MARINA MAZATLAN | 0.4% | 0.6% | 0.9% | 3.4% | 0.0% | 0.7% |
| HOSPITAL ANGELES CULIACAN | 0.4% | 0.0% | 0.1% | 0.0% | 0.0% | 0.1% |
| MEDICA DE LA CIUDAD | 0.3% | 0.0% | 0.0% | 0.0% | 0.0% | 0.1% |
| Total | 100.0% | 100.0% | 100.0% | 100.0% | 100.0% | 100.0% |

| CONFIRMADOS DEL AREA DE LA SALUD | Hasta el día de Hoy | DEFUNCION |
|----------------------------------|---------------------|-----------|
| MEDICOS | 1,321 | 35 |
| ENFERMERAS | 2,044 | 10 |
| OTROS TRABAJADORES DE LA SALUD | 1,375 | 14 |
| LABORATORISTAS | 116 | 1 |
| DENTISTAS | 58 | 1 |
| Total | 4,914 | 61 |





SERVICIOS DE SALUD DE SINALOA

SUBDIRECCIÓN DE VIGILANCIA EPIDEMIOLÓGICA

Situación de la OCUPACION HOSPITALARIA en los Municipios

| Municipios | CAMAS COVID | Casos Acumulados | Defunciones Acumuladas | Hospitalizados Según Plataforma SISVER | 10-nov-20 | 11-nov-20 | 12-nov-20 | 13-nov-20 | 14-nov-20 | 15-nov-20 | 16-nov-20 | 17-nov-20 | 18-nov-20 | 19-nov-20 | 20-nov-20 | 21-nov-20 | 22-nov-20 | 23-nov-20 | 24-nov-20 | 25-nov-20 | 26-nov-20 | 27-nov-20 | 28-nov-20 | 29-nov-20 | 30-nov-20 | 01-dic-20 | 02-dic-20 | 03-dic-20 | 04-dic-20 | 05-dic-20 | 06-dic-20 | 07-dic-20 | 08-dic-20 |
|-------------------|-------------|------------------|------------------------|--|--|------------|------------|------------|------------|------------|------------|------------|------------|-----------|------------|------------|------------|------------|------------|------------|------------|------------|------------|------------|------------|------------|------------|------------|------------|------------|------------|------------|-----------|
| | | | | | PORCENTAJE DE OCUPACION HOSPITALARIA -SINALOA- | | | | | | | | | | | | | | | | | | | | | | | | | | | | |
| AHOME | 194 | 3,281 | 741 | 1,347 | 21% | 18% | 19% | 19% | 18% | 18% | 18% | 18% | 19% | | 19% | 22% | 22% | 22% | 16% | 16% | 18% | 20% | 20% | 20% | 20% | 19% | 21% | 21% | 19% | 19% | 19% | 19% | 23% |
| CHOIX | 3 | 75 | 9 | 24 | 0% | 0% | 0% | 0% | 0% | 0% | 0% | 0% | 0% | | 0% | 0% | 0% | 0% | 0% | 0% | 0% | 0% | 0% | 0% | 0% | 0% | 0% | 0% | 0% | 0% | 0% | 0% | 0% |
| EL FUERTE | 10 | 310 | 85 | 157 | 0% | 0% | 0% | 0% | 0% | 0% | 0% | 0% | 0% | | 0% | 0% | 0% | 0% | 0% | 0% | 0% | 0% | 0% | 0% | 0% | 0% | 0% | 0% | 0% | 0% | 0% | 0% | 0% |
| GUASAVE | 180 | 3,313 | 463 | 943 | 8% | 10% | 13% | 13% | 14% | 13% | 13% | 13% | 11% | | 11% | 13% | 13% | 13% | 14% | 14% | 12% | 11% | 12% | 12% | 12% | 12% | 12% | 12% | 10% | 10% | 10% | 10% | 13% |
| SINALOA | 3 | 344 | 48 | 98 | 0% | 0% | 0% | 0% | 0% | 0% | 0% | 0% | 0% | | 0% | 0% | 0% | 0% | 0% | 0% | 0% | 0% | 0% | 0% | 0% | 0% | 0% | 0% | 0% | 0% | 0% | 0% | 0% |
| ANGOSTURA | 3 | 327 | 81 | 188 | 0% | 0% | 0% | 0% | 0% | 0% | 0% | 0% | 0% | | 0% | 0% | 0% | 0% | 0% | 0% | 0% | 0% | 0% | 0% | 0% | 0% | 0% | 0% | 0% | 0% | 0% | 0% | 0% |
| MOCORITO | 3 | 131 | 42 | 83 | 0% | 0% | 0% | 0% | 0% | 0% | 0% | 0% | 0% | | 0% | 0% | 0% | 0% | 0% | 0% | 0% | 0% | 0% | 0% | 0% | 0% | 0% | 0% | 0% | 0% | 0% | 0% | 0% |
| SALVADOR ALVARADO | 64 | 823 | 141 | 359 | 11% | 17% | 16% | 16% | 19% | 17% | 17% | 17% | 14% | | 14% | 17% | 17% | 17% | 17% | 19% | 16% | 6% | 6% | 6% | 6% | 6% | 8% | 8% | 11% | 11% | 11% | 11% | 8% |
| BADIRAGUATO | 3 | 143 | 17 | 28 | 0% | 0% | 0% | 0% | 0% | 0% | 0% | 0% | 0% | | 0% | 0% | 0% | 0% | 0% | 0% | 0% | 0% | 0% | 0% | 0% | 0% | 0% | 0% | 0% | 0% | 0% | 0% | 0% |
| CULIACAN | 519 | 10,427 | 1424 | 2,822 | 39% | 38% | 37% | 37% | 37% | 36% | 36% | 36% | 31% | | 31% | 35% | 35% | 35% | 31% | 31% | 32% | 32% | 32% | 32% | 32% | 32% | 33% | 33% | 29% | 29% | 29% | 29% | 24% |
| NAVOLATO | 15 | 740 | 135 | 257 | 0% | 0% | 0% | 0% | 0% | 0% | 0% | 0% | 0% | | 0% | 0% | 0% | 0% | 0% | 0% | 0% | 0% | 0% | 0% | 0% | 0% | 0% | 0% | 0% | 0% | 0% | 0% | 0% |
| COSALA | 3 | 69 | 4 | 11 | 0% | 0% | 0% | 0% | 0% | 0% | 0% | 0% | 0% | | 0% | 0% | 0% | 0% | 0% | 0% | 0% | 0% | 0% | 0% | 0% | 0% | 0% | 0% | 0% | 0% | 0% | 0% | 0% |
| ELOTA | 15 | 60 | 13 | 36 | 0% | 0% | 0% | 0% | 0% | 0% | 0% | 0% | 0% | | 0% | 0% | 0% | 0% | 0% | 0% | 0% | 0% | 0% | 0% | 0% | 0% | 0% | 0% | 0% | 0% | 0% | 0% | 0% |
| SAN IGNACIO | 3 | 48 | 12 | 20 | 0% | 0% | 0% | 0% | 0% | 0% | 0% | 0% | 0% | | 0% | 0% | 0% | 0% | 0% | 0% | 0% | 0% | 0% | 0% | 0% | 0% | 0% | 0% | 0% | 0% | 0% | 0% | 0% |
| CONCORDIA | 3 | 59 | 19 | 30 | 0% | 0% | 0% | 0% | 0% | 0% | 0% | 0% | 0% | | 0% | 0% | 0% | 0% | 0% | 0% | 0% | 0% | 0% | 0% | 0% | 0% | 0% | 0% | 0% | 0% | 0% | 0% | 0% |
| ESCUINAPA | 80 | 322 | 67 | 144 | 3% | 3% | 4% | 4% | 4% | 5% | 5% | 5% | 4% | | 4% | 4% | 4% | 4% | 1% | 1% | 1% | 0% | 1% | 1% | 1% | 1% | 1% | 1% | 1% | 1% | 1% | 1% | 1% |
| MAZATLAN | 313 | 4,183 | 616 | 1,401 | 17% | 19% | 19% | 19% | 19% | 17% | 17% | 17% | 19% | | 19% | 19% | 19% | 19% | 22% | 21% | 21% | 19% | 20% | 20% | 20% | 20% | 20% | 19% | 18% | 18% | 18% | 18% | 15% |
| ROSARIO | 3 | 155 | 30 | 69 | 0% | 0% | 0% | 0% | 0% | 0% | 0% | 0% | 0% | | 0% | 0% | 0% | 0% | 0% | 0% | 0% | 0% | 0% | 0% | 0% | 0% | 0% | 0% | 0% | 0% | 0% | 0% | 0% |
| Total | 1417 | 24,810 | 3947 | 8,017 | 23% | 23% | 23% | 23% | 23% | 22% | 22% | 22% | 21% | | 21% | 23% | 23% | 23% | 21% | 21% | 21% | 21% | 21% | 21% | 21% | 21% | 21% | 19% | 19% | 19% | 19% | 18% | |

COVID-19 Sinaloa: Tabla de Tasas de Letalidad, Mortalidad y Morbilidad



| Municipio | Poblacion 2020 | Defunciones Acumuladas a la | | | Casos confirmados Acumulados a la | | | Tasa letalidad X 100 (D/G)*100 | Lugar Letalidad | Tasa de mortalidad (D/B por 100,000 | Lugar Mortalidad | Tasa de morbilidad (G/B por 100,000 | Lugar Morbilidad | Casos activos Ultimos 14 dias |
|----------------------|------------------|-----------------------------|----------------|-----------|-----------------------------------|----------------|------------|--------------------------------|-----------------|-------------------------------------|------------------|-------------------------------------|------------------|-------------------------------|
| | | SEM EPI NUM-48 | SEM EPI NUM-49 | Aumento | SEM EPI NUM-48 | SEM EPI NUM-49 | Aumento | | | | | | | |
| | | AHOME | 478,702 | 724 | 739 | 15 | 3153 | | | | | | | |
| CHOIX | 36,345 | 8 | 9 | 1 | 71 | 75 | 4 | 12.00 | 16 | 24.76 | 17 | 206.36 | 15 | 3 |
| EL FUERTE | 109,067 | 83 | 85 | 2 | 302 | 306 | 4 | 27.78 | 3 | 77.93 | 10 | 280.56 | 12 | 4 |
| GUASAVE | 323,928 | 456 | 460 | 4 | 3213 | 3253 | 40 | 14.14 | 14 | 142.01 | 4 | 1004.23 | 2 | 57 |
| SINALOA | 97,695 | 48 | 48 | 0 | 329 | 331 | 2 | 14.50 | 13 | 49.13 | 15 | 338.81 | 11 | 3 |
| ANGOSTURA | 50,140 | 81 | 82 | 1 | 318 | 320 | 2 | 25.63 | 4 | 163.54 | 1 | 638.21 | 6 | 3 |
| MOCORITO | 49,852 | 41 | 42 | 1 | 127 | 129 | 2 | 32.56 | 1 | 84.25 | 9 | 258.76 | 14 | 2 |
| SALVADOR ALVARADO | 88,736 | 141 | 141 | 0 | 807 | 811 | 4 | 17.39 | 11 | 158.90 | 2 | 913.95 | 3 | 8 |
| BADIRAGUATO | 31,493 | 17 | 17 | 0 | 142 | 142 | 0 | 11.97 | 17 | 53.98 | 13 | 450.89 | 9 | 1 |
| CULIACAN | 999,591 | 1408 | 1419 | 11 | 9985 | 10216 | 231 | 13.89 | 15 | 141.96 | 5 | 1022.02 | 1 | 221 |
| NAVOLATO | 148,357 | 133 | 134 | 1 | 716 | 725 | 9 | 18.48 | 10 | 90.32 | 8 | 488.69 | 8 | 10 |
| COSALA | 17,530 | 4 | 4 | 0 | 69 | 69 | 0 | 5.80 | 18 | 22.82 | 18 | 393.61 | 10 | 0 |
| ELOTA | 44,674 | 13 | 13 | 0 | 57 | 57 | 0 | 22.81 | 7 | 29.10 | 16 | 127.59 | 18 | 1 |
| SAN IGNACIO | 23,690 | 12 | 12 | 0 | 47 | 47 | 0 | 25.53 | 5 | 50.65 | 14 | 198.39 | 16 | 0 |
| CONCORDIA | 31,830 | 19 | 19 | 0 | 59 | 59 | 0 | 32.20 | 2 | 59.69 | 11 | 185.36 | 17 | 0 |
| ESCUINAPA | 62,140 | 67 | 67 | 0 | 317 | 318 | 1 | 21.07 | 8 | 107.82 | 7 | 511.75 | 7 | 0 |
| MAZATLAN | 508,203 | 604 | 614 | 10 | 4044 | 4111 | 67 | 14.94 | 12 | 120.82 | 6 | 808.93 | 4 | 58 |
| ROSARIO | 54,700 | 30 | 30 | 0 | 148 | 153 | 5 | 19.61 | 9 | 54.84 | 12 | 279.71 | 13 | 0 |
| TOTAL SINALOA | 3,156,674 | 3889 | 3935 | 46 | 23904 | 24,330 | 426 | 16.17 | | 124.66 | | 770.75 | | 418 |

NUEVA NORMALIDAD

Tasa de Mortalidad
124.7
por 100 mil habt.

Tasa de Letalidad
16.2
por 100 habt.



COVID-19 Sinaloa: Tabla de Positividad e índice de pruebas por Municipio

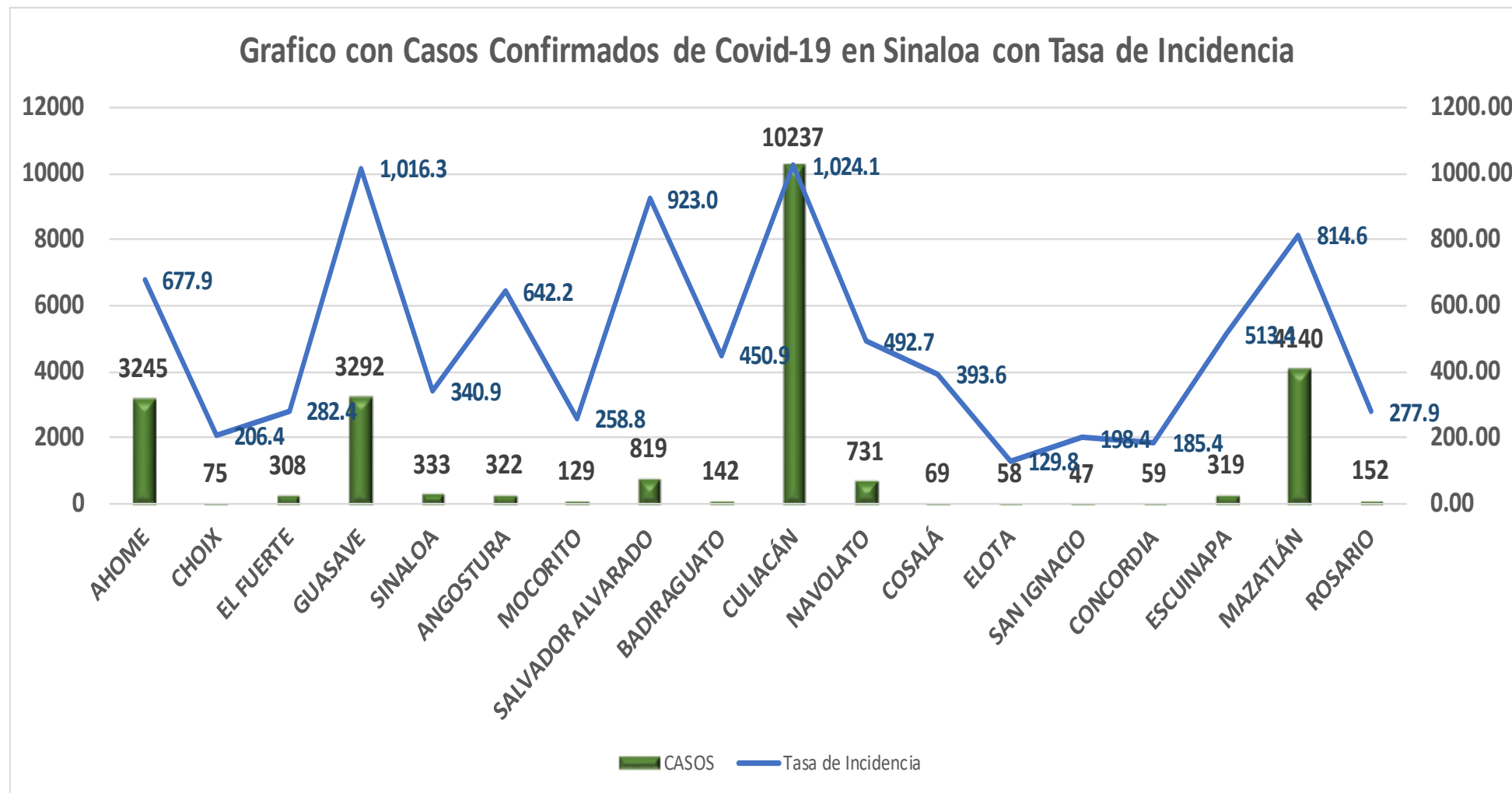
| Municipio | Poblacion 2020 | SOSPECHOSOS | NEGATIVOS | CASOS CONFIRMADOS | PRUEBAS REALIZADAS Acumuladas a la | | | INDICE DE POSITIVIDAD | Lugar de Indice de POSITIVIDAD | INDICE DE PRUEBAS POR 100,000 | Lugar INDICE DE PRUEBAS |
|----------------------|------------------|---------------|---------------|-------------------|------------------------------------|----------------|--------------|-----------------------|--------------------------------|-------------------------------|-------------------------|
| | | | | | SEM EPI NUM-48 | SEM EPI NUM-49 | Aumento | | | | |
| AHOME | 478,702 | 7181 | 3318 | 3262 | 6577 | 6734 | 157 | 48.44 | 13 | 1406.72 | 5 |
| CHOIX | 36,345 | 174 | 79 | 75 | 151 | 159 | 8 | 47.17 | 14 | 437.48 | 15 |
| EL FUERTE | 109,067 | 677 | 305 | 308 | 621 | 627 | 6 | 49.12 | 12 | 574.88 | 12 |
| GUASAVE | 323,928 | 7718 | 2813 | 3299 | 6099 | 6245 | 146 | 52.83 | 7 | 1927.90 | 2 |
| SINALOA | 97,695 | 781 | 387 | 334 | 714 | 735 | 21 | 45.44 | 16 | 752.34 | 10 |
| ANGOSTURA | 50,140 | 516 | 156 | 325 | 479 | 483 | 4 | 67.29 | 1 | 963.31 | 8 |
| MOCORITO | 49,852 | 279 | 124 | 131 | 253 | 253 | 0 | 51.78 | 9 | 507.50 | 14 |
| SALVADOR ALVARADO | 88,736 | 1413 | 507 | 819 | 1313 | 1334 | 21 | 61.39 | 2 | 1503.34 | 4 |
| BADIRAGUATO | 31,493 | 363 | 173 | 143 | 315 | 324 | 9 | 44.14 | 17 | 1028.80 | 6 |
| CULIACAN | 999,591 | 24596 | 10301 | 10394 | 20406 | 21117 | 711 | 49.22 | 11 | 2112.56 | 1 |
| NAVOLATO | 148,357 | 1679 | 719 | 738 | 1442 | 1475 | 33 | 50.03 | 10 | 994.22 | 7 |
| COSALA | 17,530 | 246 | 59 | 69 | 129 | 131 | 2 | 52.67 | 8 | 747.29 | 11 |
| ELOTA | 44,674 | 187 | 76 | 58 | 140 | 144 | 4 | 40.28 | 18 | 322.34 | 17 |
| SAN IGNACIO | 23,690 | 113 | 52 | 47 | 99 | 100 | 1 | 47.00 | 15 | 422.12 | 16 |
| CONCORDIA | 31,830 | 121 | 42 | 59 | 102 | 102 | 0 | 57.84 | 4 | 320.45 | 18 |
| ESCUINAPA | 62,140 | 595 | 187 | 319 | 520 | 525 | 5 | 60.76 | 3 | 844.87 | 9 |
| MAZATLAN | 508,203 | 9293 | 3518 | 4146 | 7570 | 7713 | 143 | 53.75 | 6 | 1517.70 | 3 |
| ROSARIO | 54,700 | 318 | 121 | 153 | 271 | 282 | 11 | 54.26 | 5 | 515.54 | 13 |
| TOTAL SINALOA | 3,156,674 | 56,250 | 22,937 | 24,679 | 47,201 | 48,483 | 1,282 | 47.31 | | 726.62 | |

NUEVA NORMALIDAD

Indice de Positividad
47.3
Estado de SINALOA
SEM EPI NUM-49



COVID-19 Sinaloa: Grafico tasa de incidencia de casos Confirmados por municipio



NUEVA NORMALIDAD

24,596

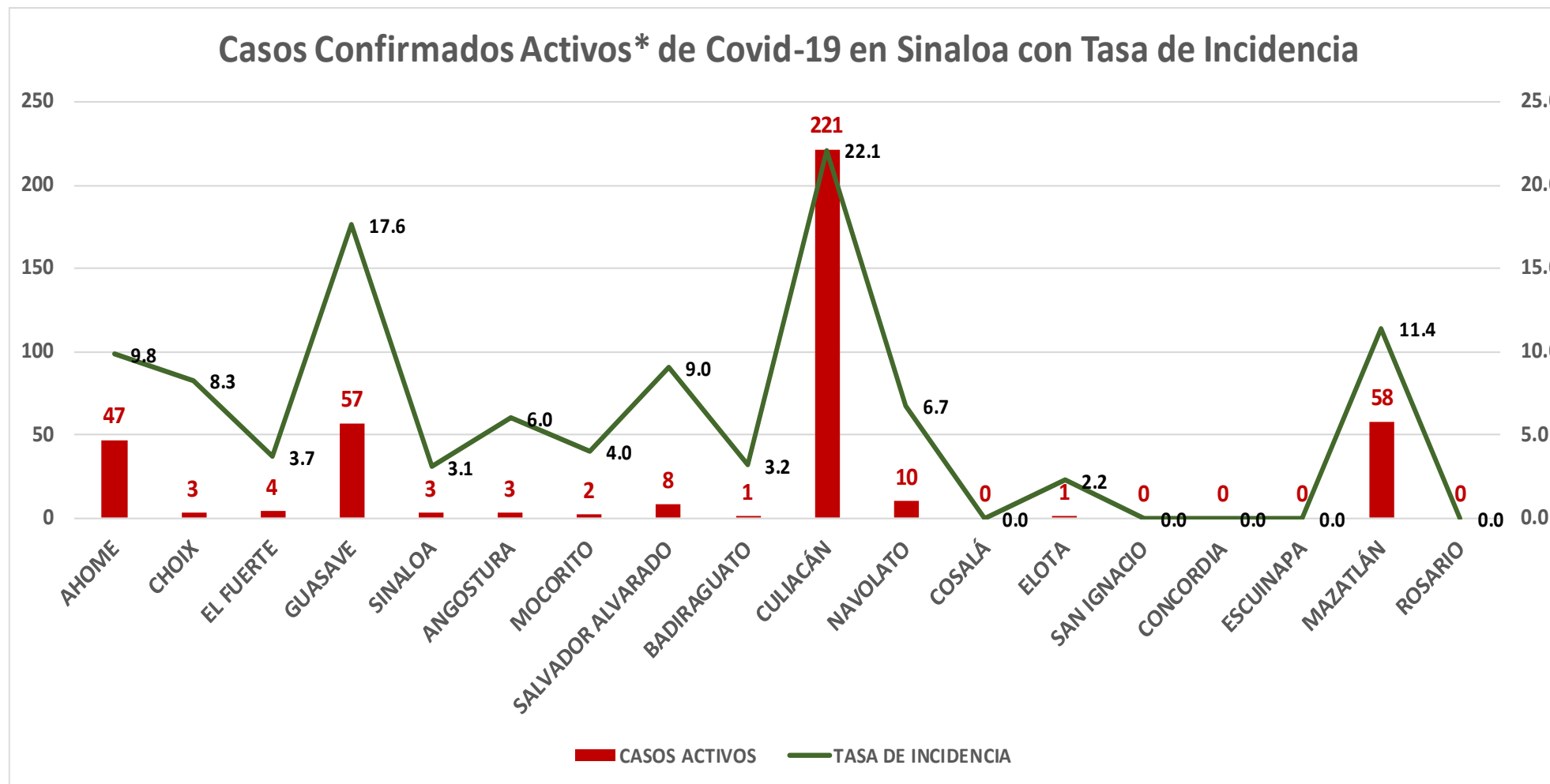
Confirmados Acumulados

775.4

Incidencia Estatal Casos Confirmados por 100 mil hab.



COVID-19 Sinaloa: Grafico tasa de incidencia de casos activos por municipio



NUEVA NORMALIDAD

418

Confirmados activos

13.2

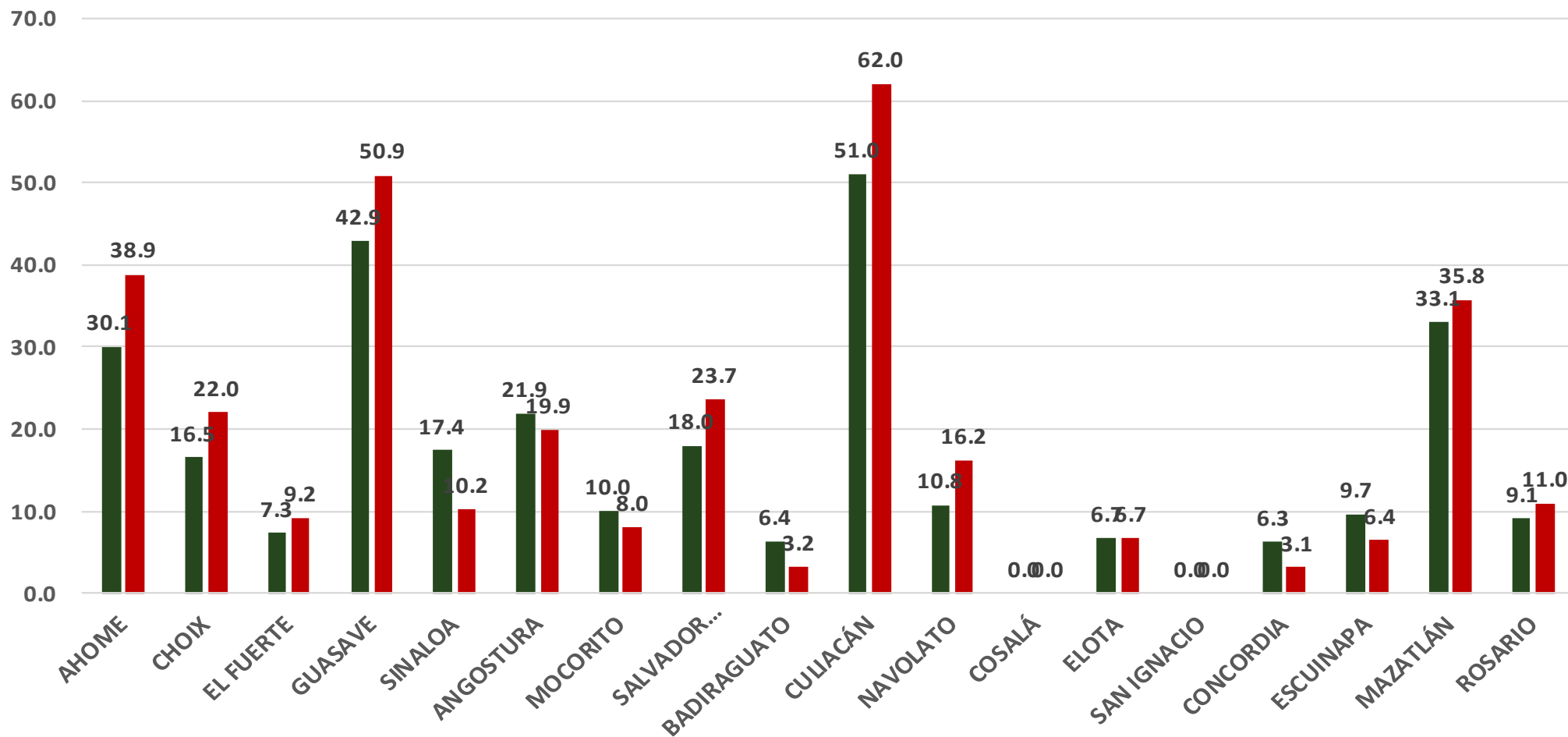
**Incidencia Estatal
Casos Activos por
100 mil hab.**



COVID-19 Sinaloa: Grafico tasa de incidencia de casos activos por municipio

INCIDENCIA DE CASOS ACTIVOS POR MUNICIPIO

■ 15 al 28 Nov ■ 22 Nov al 05 Dic



NUEVA NORMALIDAD

418

Confirmados activos

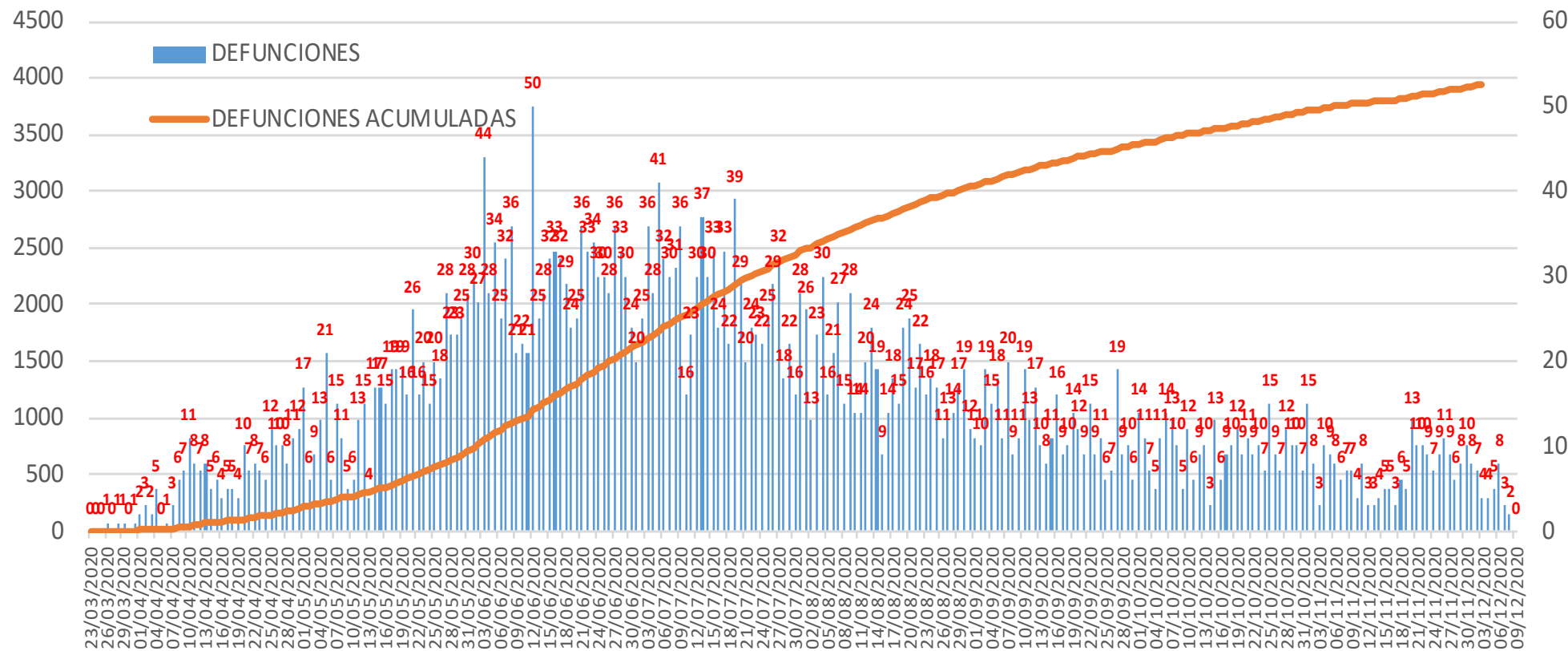
13.2

Incidencia Estatal Casos Activos por 100 mil hab.



COVID-19 Sinaloa: Defunciones acumuladas por fecha de defunción asociadas a Sars-CoV-2

Defunciones por día y acumuladas por fecha de defunción



NUEVA NORMALIDAD

3,961

Defunciones Acumuladas

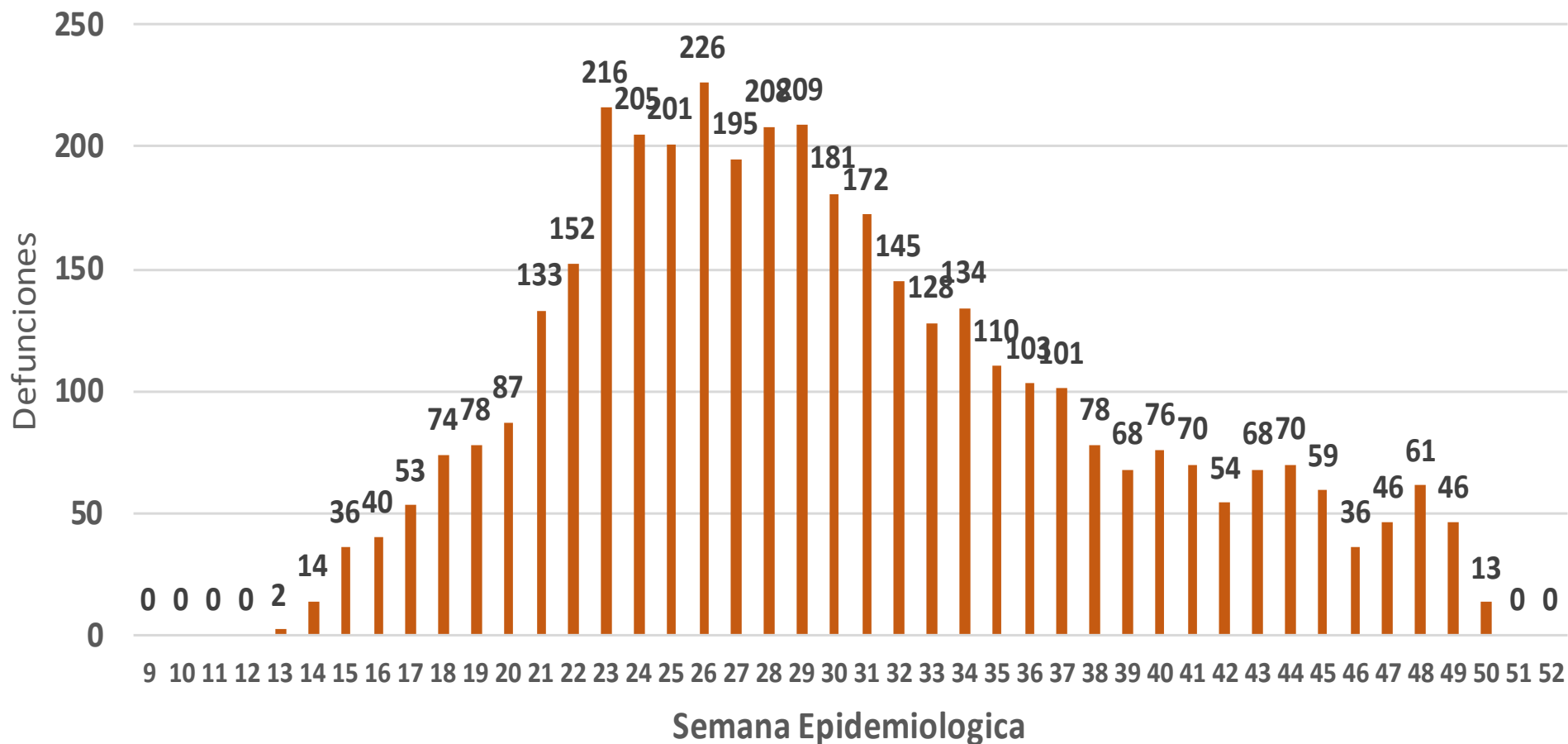
94

Defunciones últimos 14 días



COVID-19 Sinaloa: Defunciones Asociadas a SARS-CoV-2 Notificadas por Semana Epidemiológica

Defunciones Asociadas a SARS-CoV-2 Notificadas por semana en SINALOA Mpio. Residentes



NUEVA
NORMALIDAD

3,961

Defunciones
Acumuladas

94

Defunciones
últimos 14 días



COVID-19 Sinaloa: Embarazadas y Menores de 15 años



MUJERES EN EDAD FERTIL Y EMBARAZADAS POSITIVAS A SARS-CoV-2

| MUJERES EN EDAD FERTIL POR GRUPO DE EDAD | Mujeres Sospechosas | % | Mujeres (+) COVID-19 | % | CON SARS-Cov2 | | % | DEFUNCION | Hospitalizadas-COVID-19 | Indice de Hospitalizacion | |
|--|---------------------|---------------|----------------------|---------------|---------------|--------------|---------------|-----------|-------------------------|---------------------------|--|
| | | | | | EMBARAZADAS | En PUERPERIO | | | | | |
| De 10 a 14 años | 286 | 1.5% | 77 | 1.0% | 1 | 0 | 0.4% | 0 | 1 | 100.0% | |
| De 15 a 19 años | 689 | 3.5% | 195 | 2.5% | 16 | 1 | 6.6% | 0 | 10 | 62.5% | |
| De 20 a 24 años | 2,186 | 11.1% | 746 | 9.7% | 48 | 8 | 21.6% | 1 | 21 | 43.8% | |
| De 25 a 44 años | 13,428 | 68.4% | 5,369 | 69.6% | 165 | 20 | 71.4% | 4 | 52 | 31.5% | |
| De 45 a 49 años | 3,042 | 15.5% | 1,331 | 17.2% | 0 | 0 | 0.0% | 0 | 0 | 0.0% | |
| TOTAL | 19,631 | 100.0% | 7,718 | 100.0% | 230 | 29 | 100.0% | 5 | 84 | 36.5% | |
| | | | | | 259 | | | | | | |

NUEVA NORMALIDAD

3,961

Defunciones Acumuladas

94

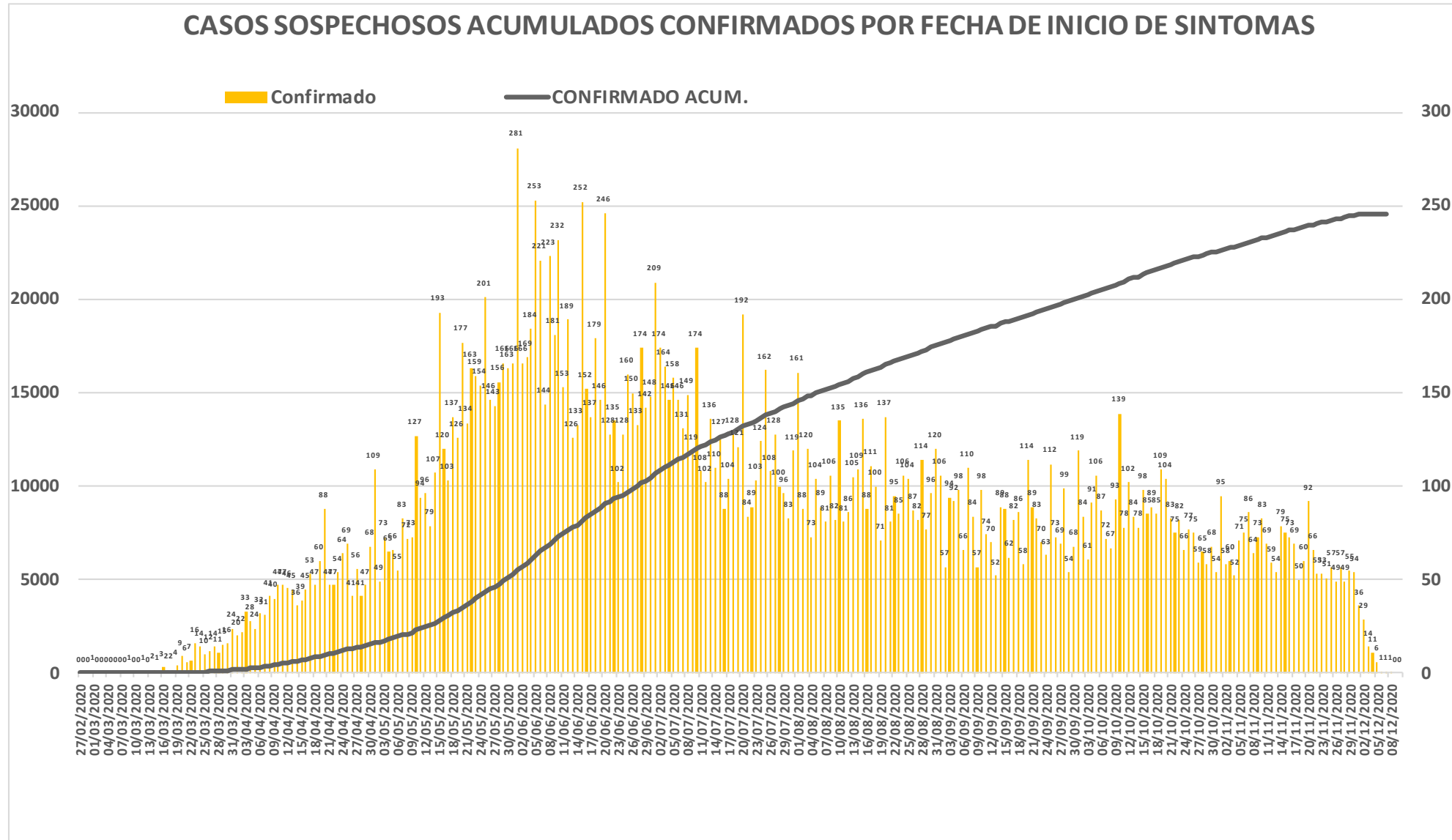
Defunciones últimos 14 días



MENORES DE 15 AÑOS POSITIVOS A SARS-CoV-2

| Grupo de Edad | Sospechosos | % | CASOS (+) COVID-19 | % | Defuncion | Letalidad | Hosp-COVID-19 | Indice de Hospitalizacion | Tasa de Incidencia |
|---------------------------|--------------|---------------|--------------------|---------------|-----------|-------------|---------------|---------------------------|--------------------|
| De 00 años | 352 | 19.3% | 44 | 12.2% | 1 | 2.3% | 21 | 47.7% | 87.5 |
| De 01 a 04 años | 417 | 22.9% | 67 | 18.5% | 1 | 1.5% | 19 | 28.4% | 32.9 |
| De 05 a 09 años | 458 | 25.2% | 101 | 27.9% | 3 | 3.0% | 21 | 20.8% | 38.4 |
| De 10 a 14 años | 594 | 32.6% | 150 | 41.4% | 4 | 2.7% | 17 | 11.3% | 55.2 |
| TOTAL < 15 AÑOS | 1,821 | 100.0% | 362 | 100.0% | 9 | 2.5% | 78 | 21.5% | |

COVID-19 Sinaloa: Curva epidémica de casos acumulados Incidentes por fecha de inicio de síntomas.



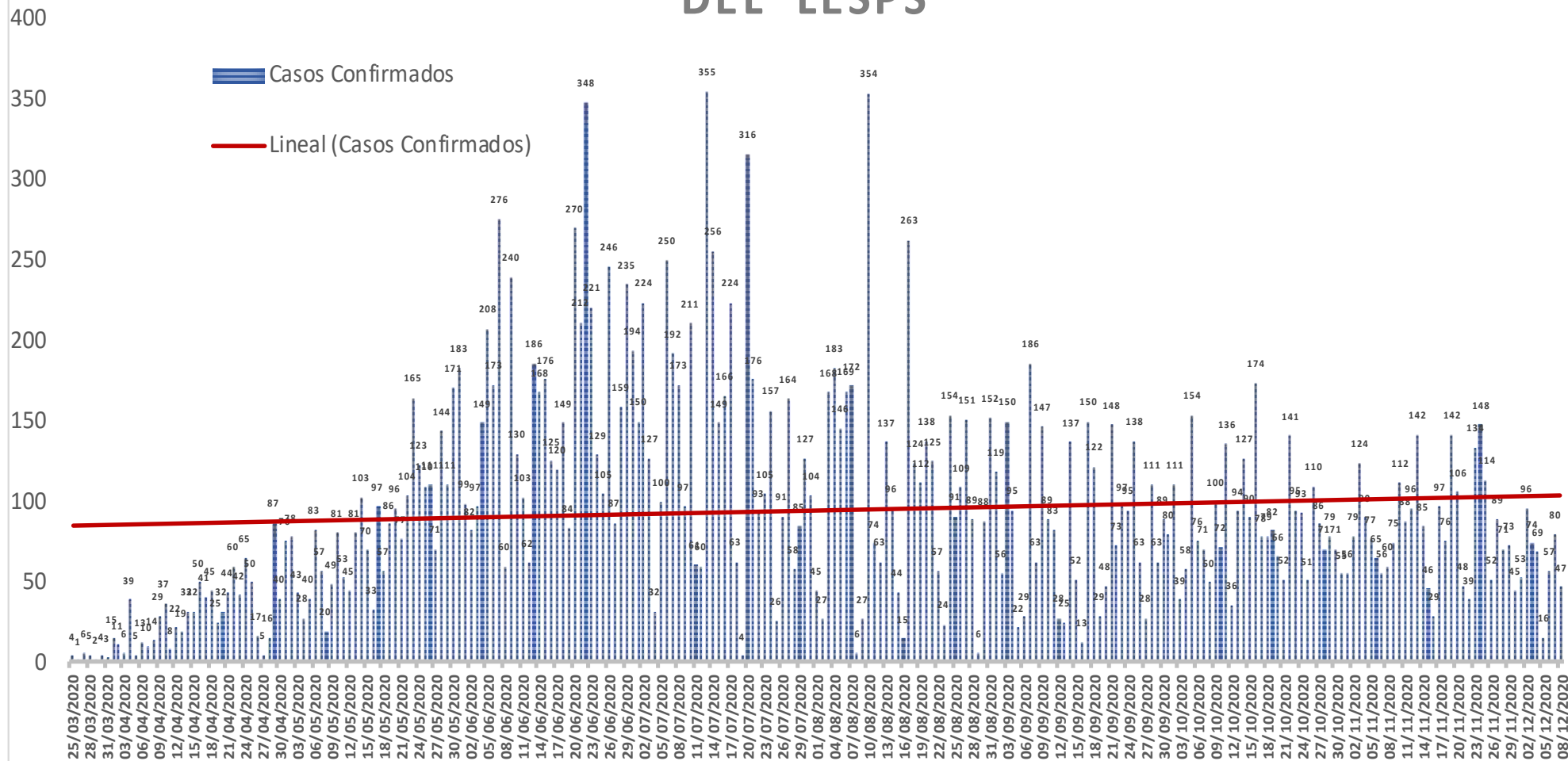
NUEVA
NORMALIDAD

Confirmados
acumulados
24,596



COVID-19 Sinaloa: Curva epidémica de casos incidentes por fecha de resultado del LESPS.

CASOS CONFIRMADOS SEGÚN FECHA DE RESULTADO DEL LESPS



NUEVA
NORMALIDAD

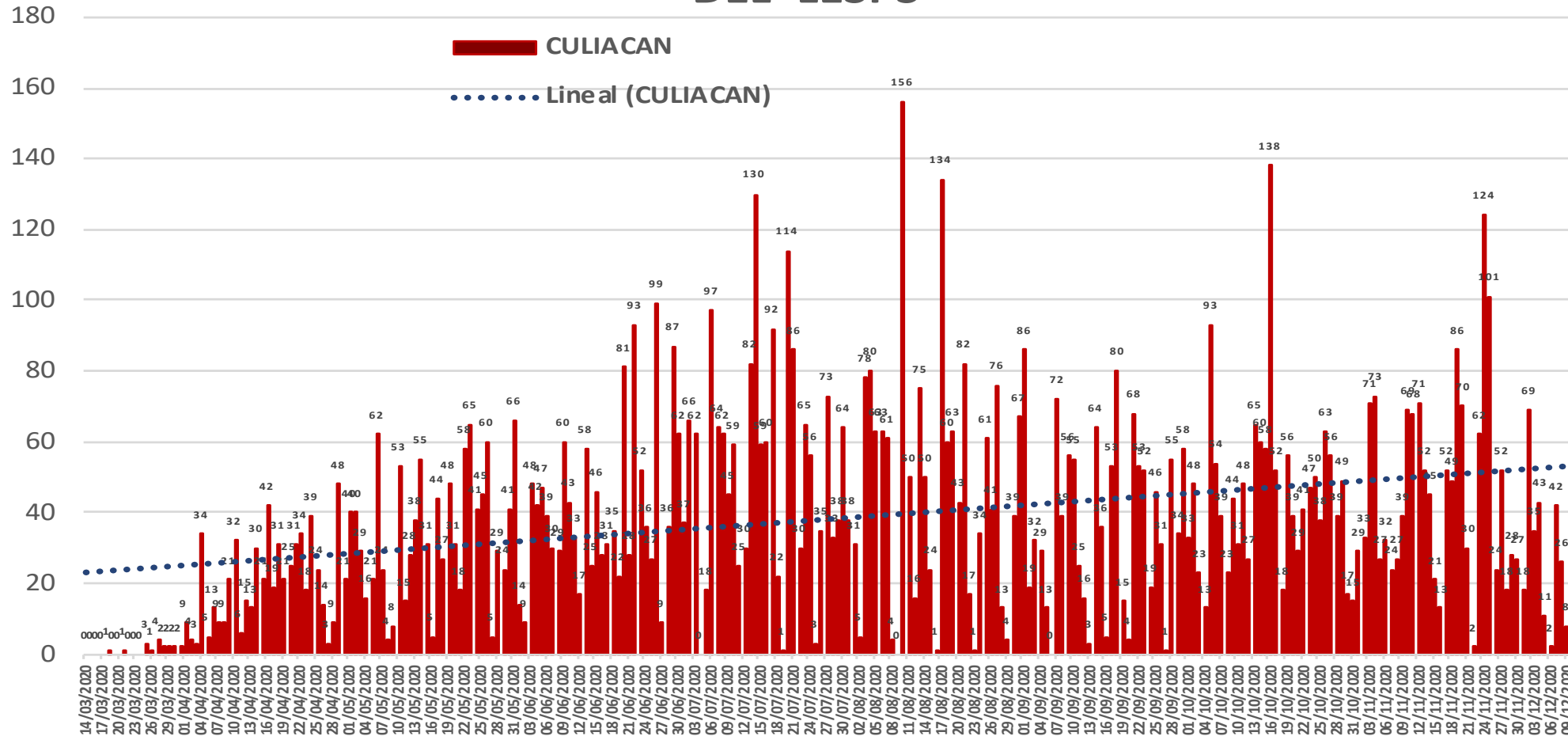
Estatal
Confirmados
acumulados

24,596



COVID-19 Sinaloa: Curva epidémica de casos incidentes por fecha de resultado del LESPS.

CASOS CONFIRMADOS SEGÚN FECHA DE RESULTADO DEL LESPS



NUEVA
NORMALIDAD

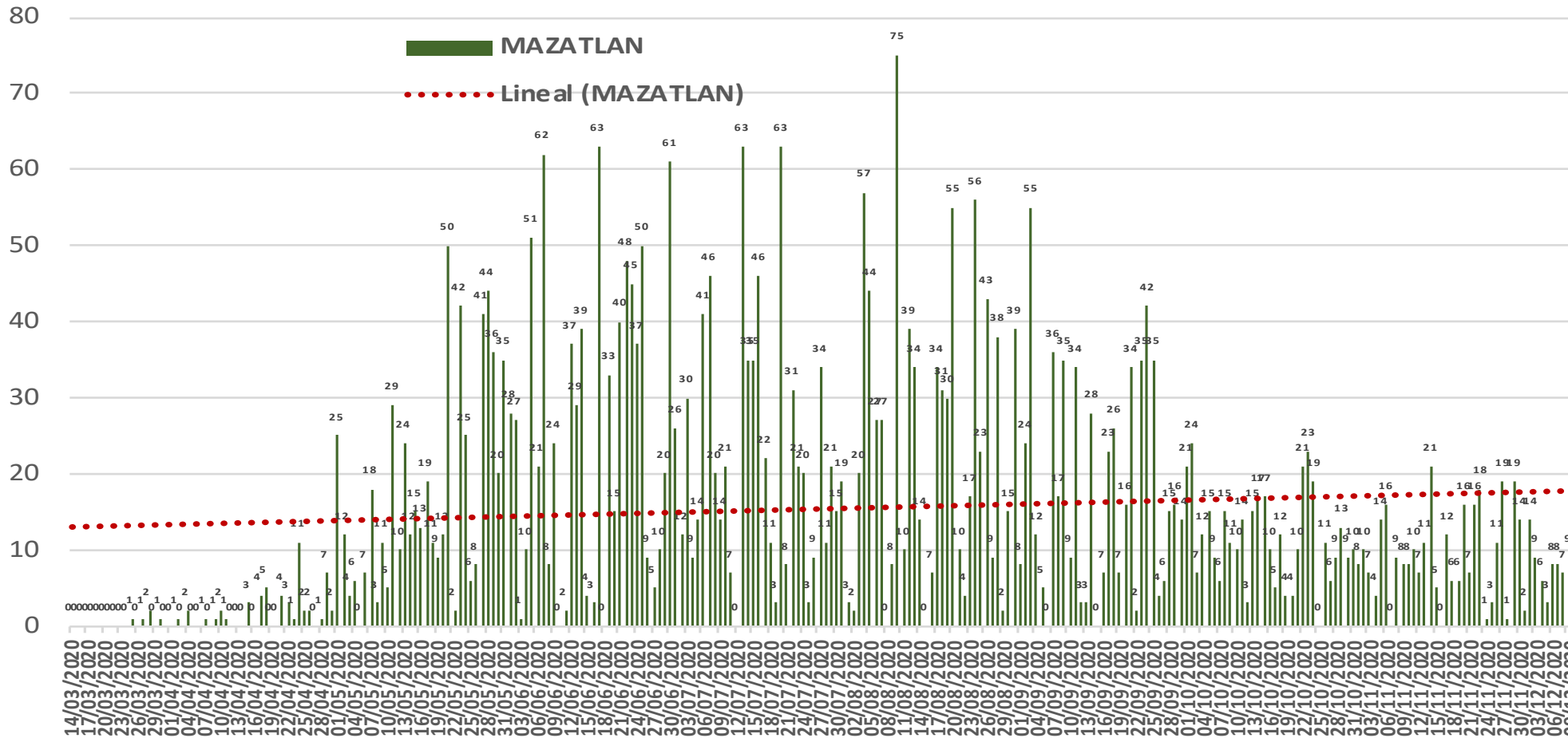
Estatad
Confirmados
acumulados
24,596

Casos
Confirmados
CULIACAN
10,237



COVID-19 Sinaloa: Curva epidémica de casos incidentes por fecha de resultado del LESPS.

CASOS CONFIRMADOS SEGÚN FECHA DE RESULTADO DEL LESPS



NUEVA NORMALIDAD

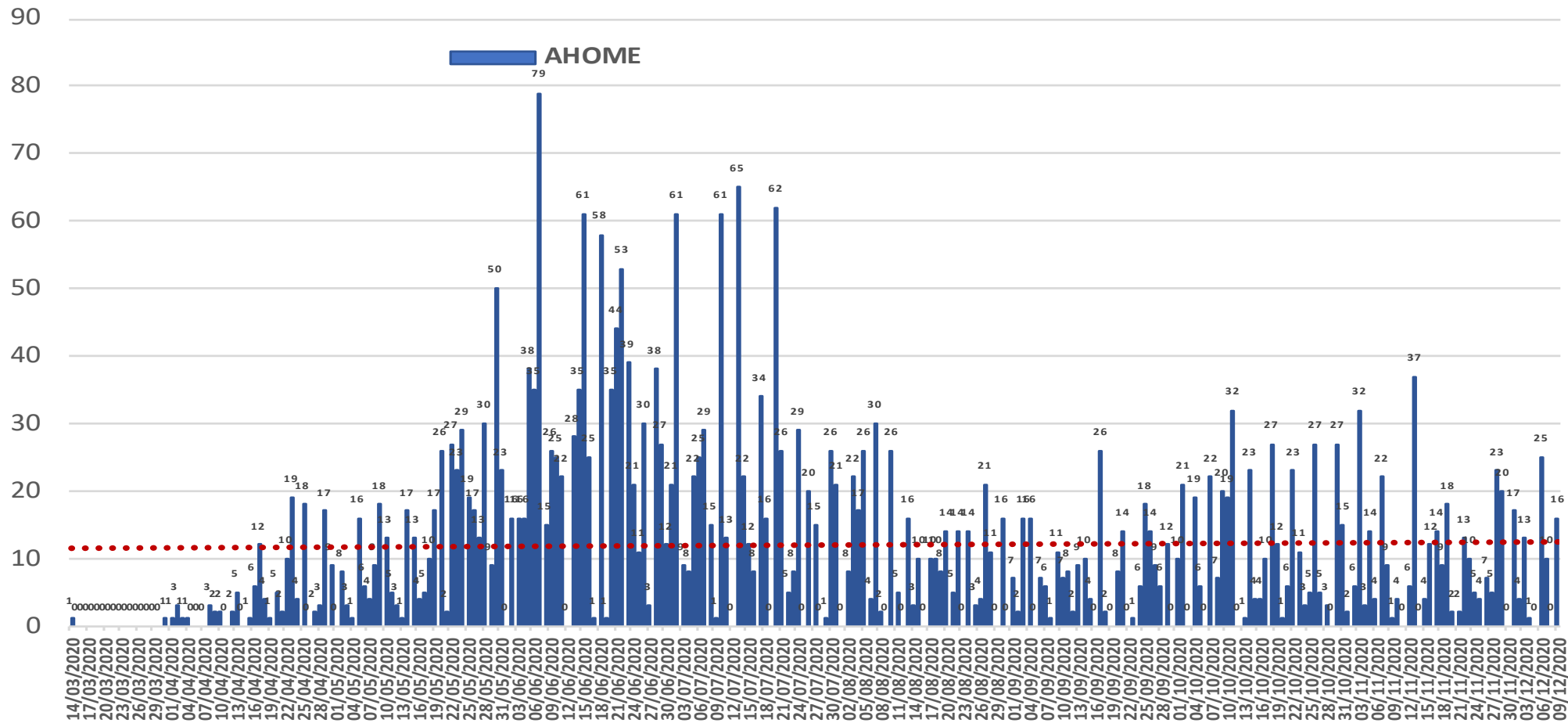
Estatad Confirmados acumulados
24,596

Casos Confirmados MAZATLAN
4,140



COVID-19 Sinaloa: Curva epidémica de casos incidentes por fecha de resultado del LESPS.

CASOS CONFIRMADOS SEGÚN FECHA DE RESULTADO DEL LESPS



NUEVA
NORMALIDAD

Estatal
Confirmados
acumulados

24,596

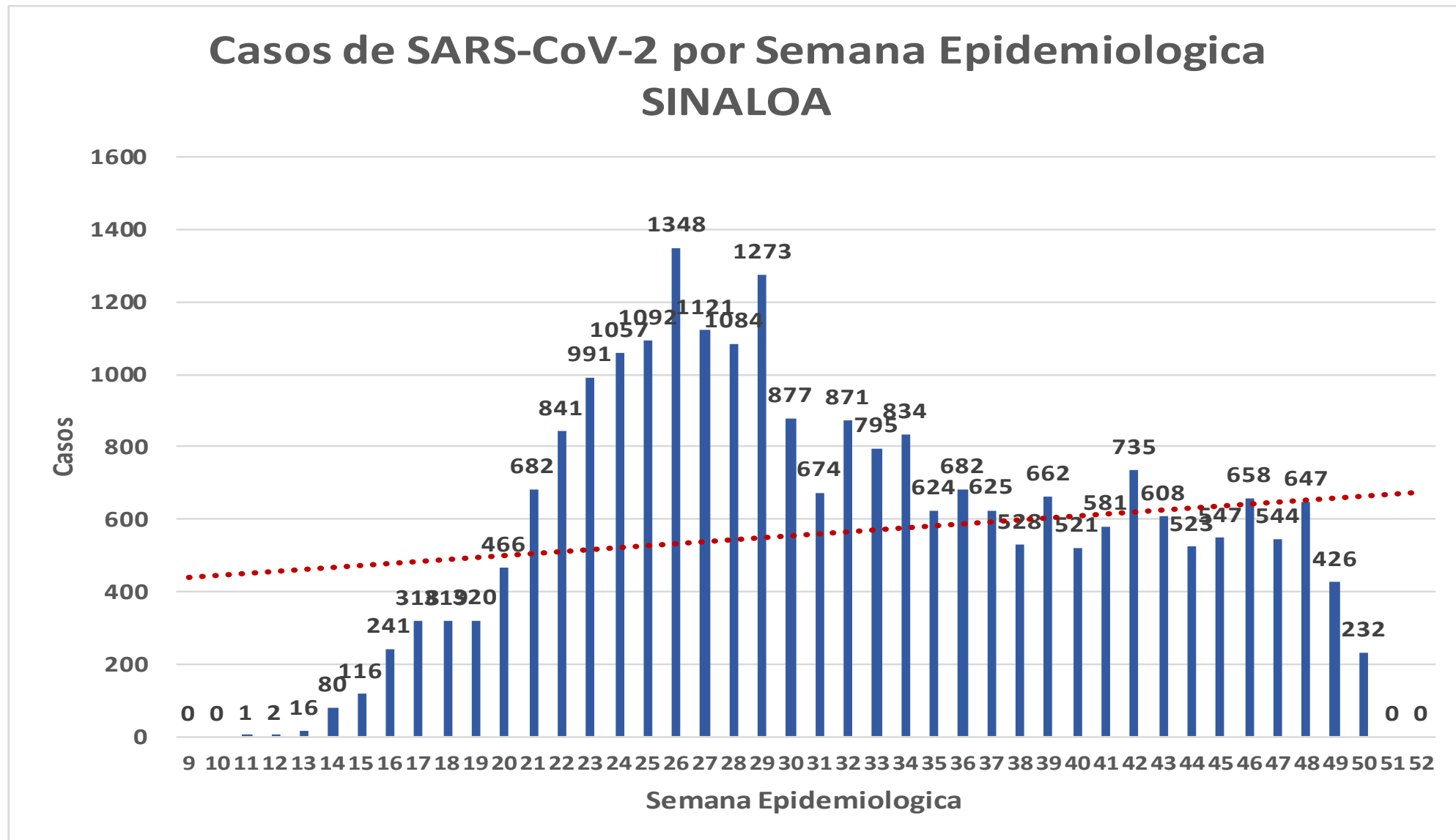
Casos
Confirmados
AHOME

3,245



COVID-19 Sinaloa: Curva epidémica de casos incidentes por fecha de resultado del LESPS.

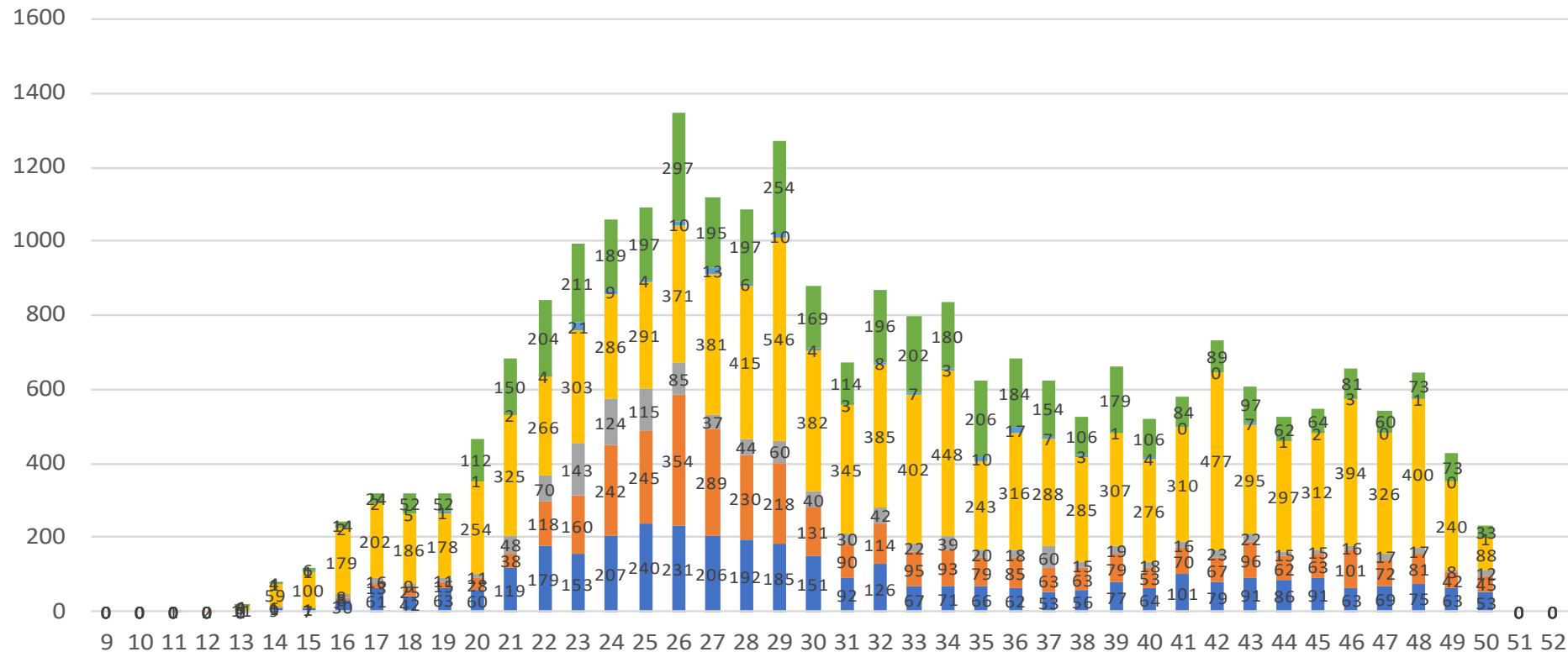
**NUEVA
NORMALIDAD**



COVID-19 Sinaloa: Curva epidémica de casos incidentes por fecha de resultado del LESPS.

Casos SARS-CoV-2 pr Semana epidemiológica y Jurisdicción

- Jurisd. No. 1 Mochis
- Jurisd. No. 2 Guasave
- Jurisd. No. 3 Guamuchil
- Jurisd. No. 4 Culiacan
- Jurisd. No. 5 Elota
- Jurisd. No. 6 Mazatlan



NUEVA
NORMALIDAD

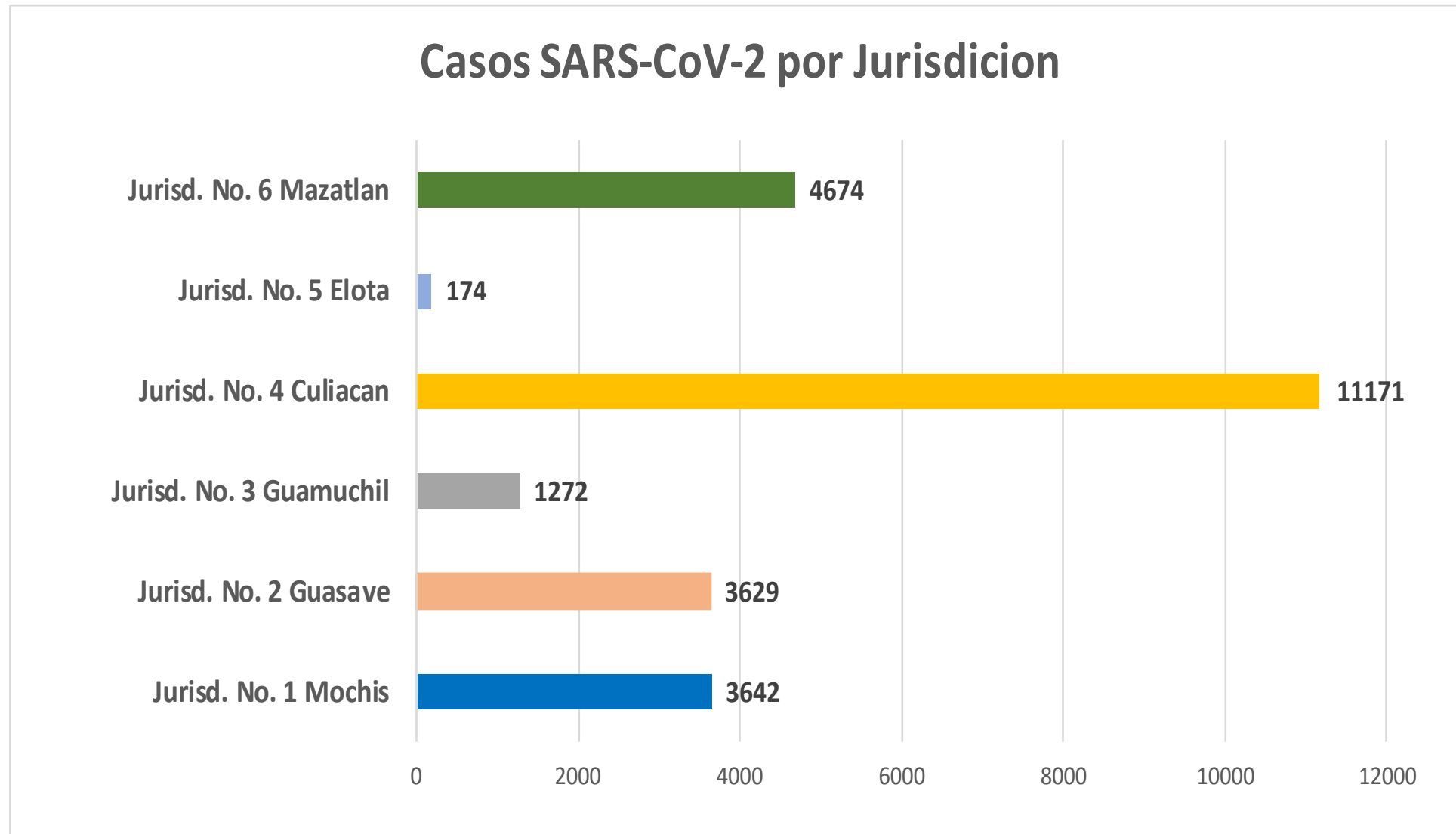
**Estatal
Confirmados
acumulados**

24,596



COVID-19 Sinaloa: Curva epidémica de casos incidentes por fecha de resultado del LESPS.

NUEVA
NORMALIDAD

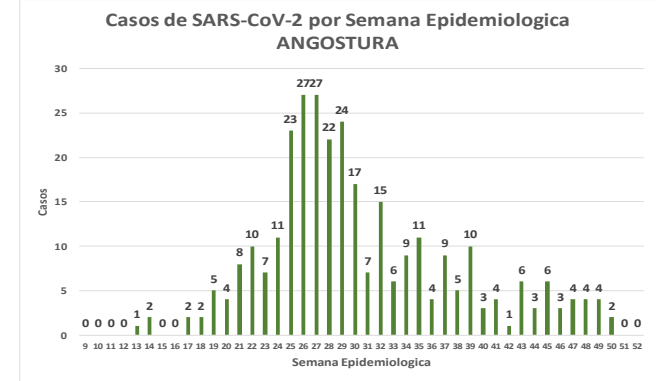
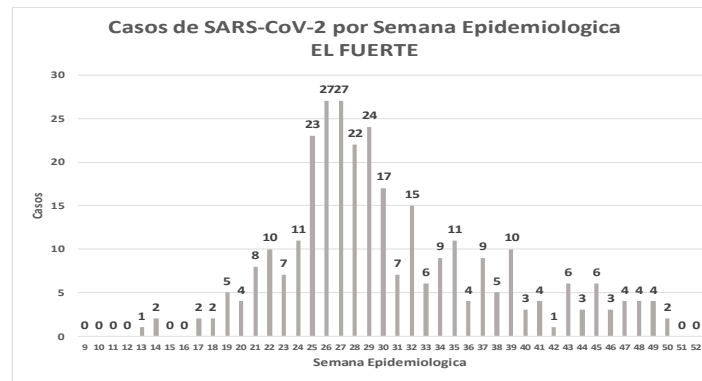
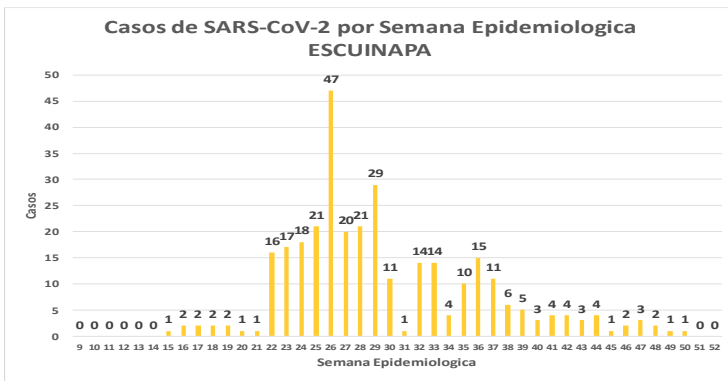
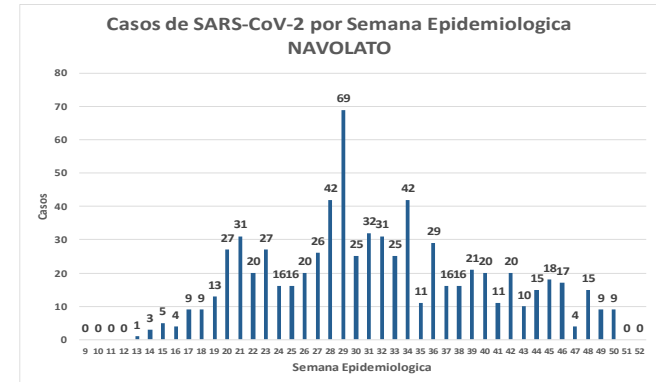
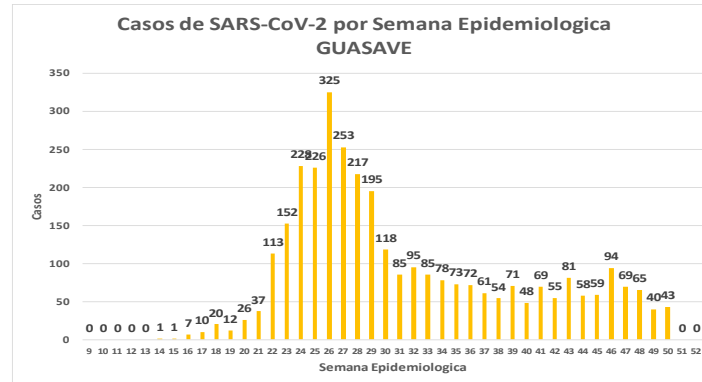
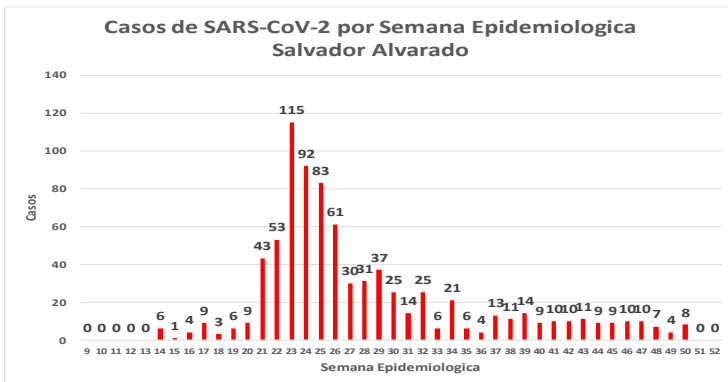
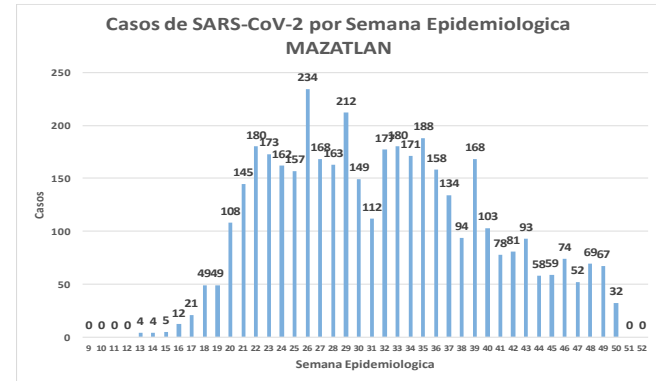
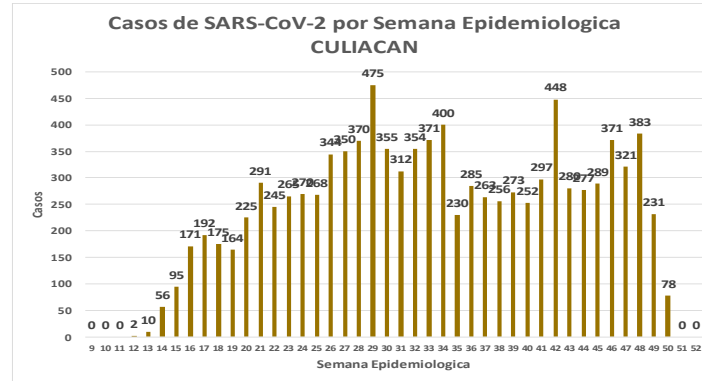
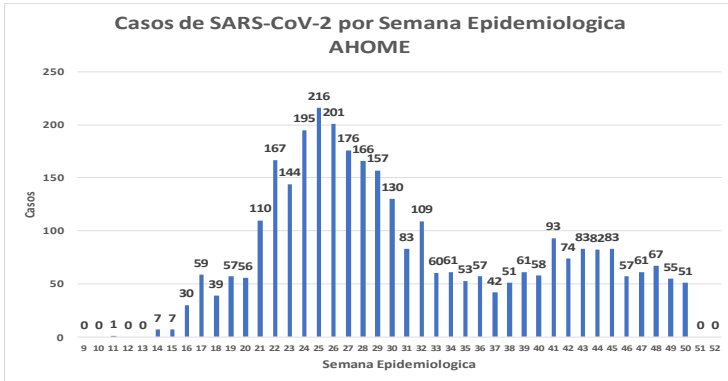


COVID-19 Sinaloa: Comportamiento COVID-19 por Municipio.



SALUD
SECRETARÍA DE SALUD

**NUEVA
NORMALIDAD**

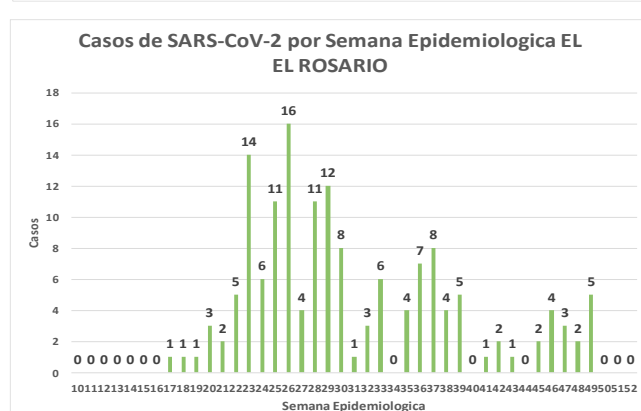
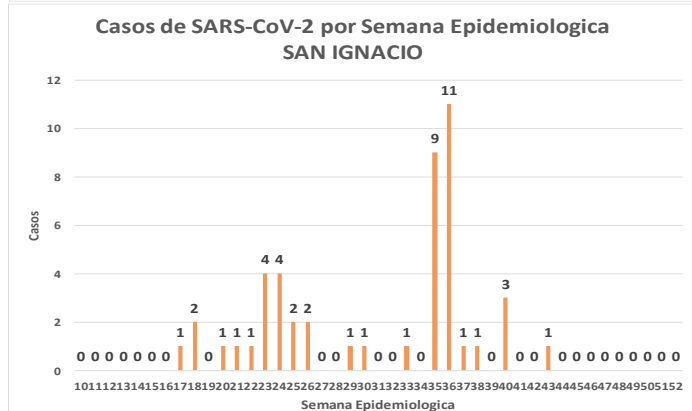
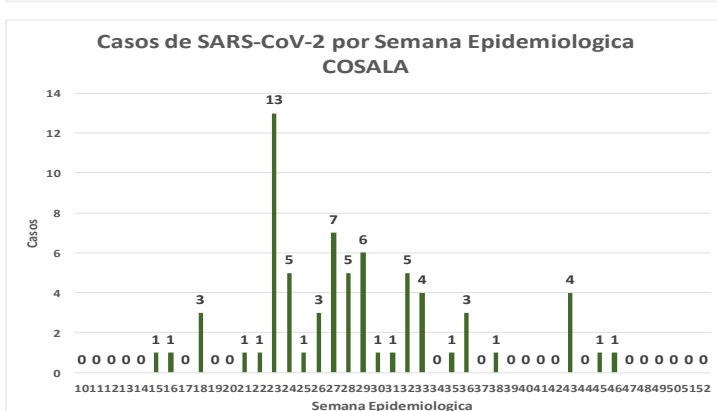
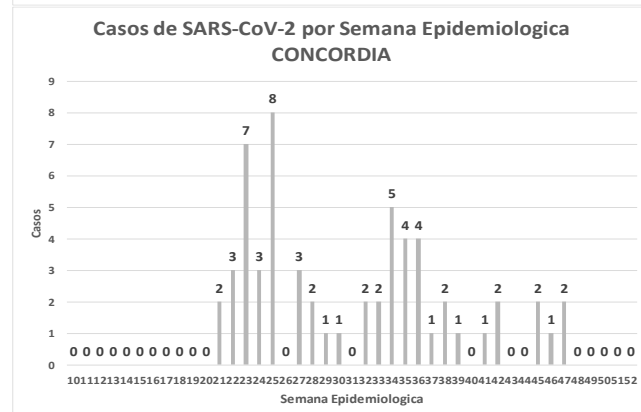
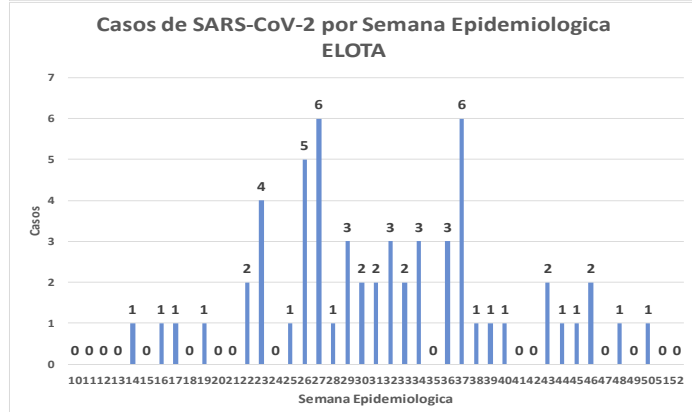
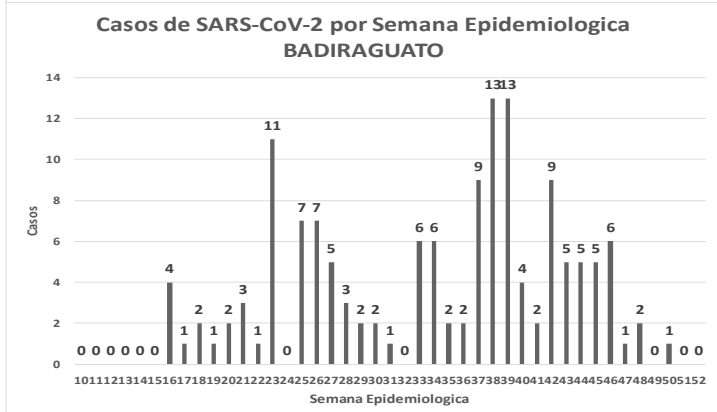
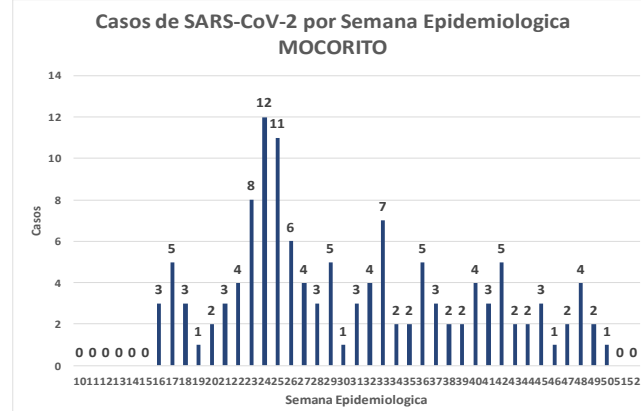
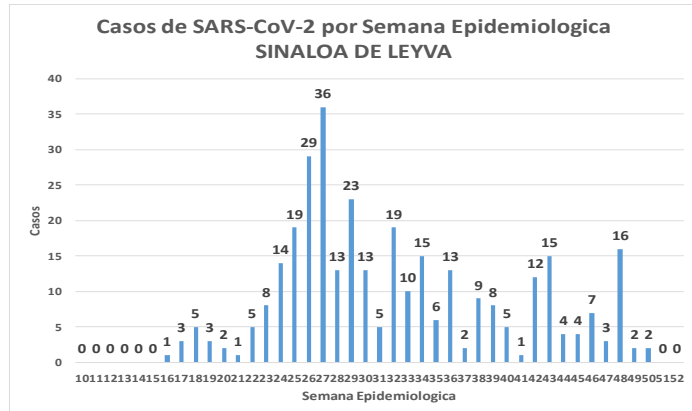
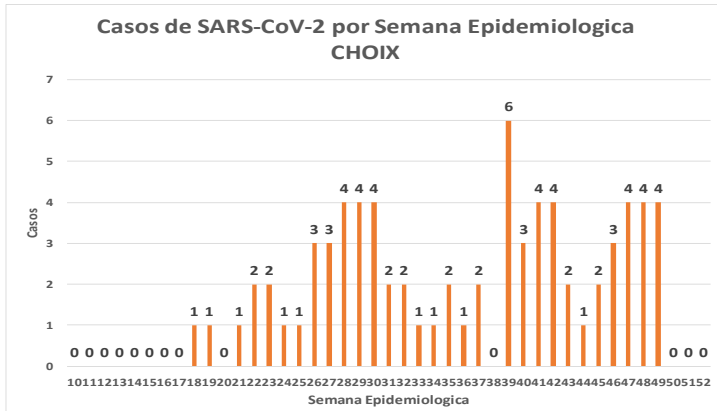


COVID-19 Sinaloa: Comportamiento COVID-19 por Municipio.



SALUD
SECRETARÍA DE SALUD

NUEVA NORMALIDAD

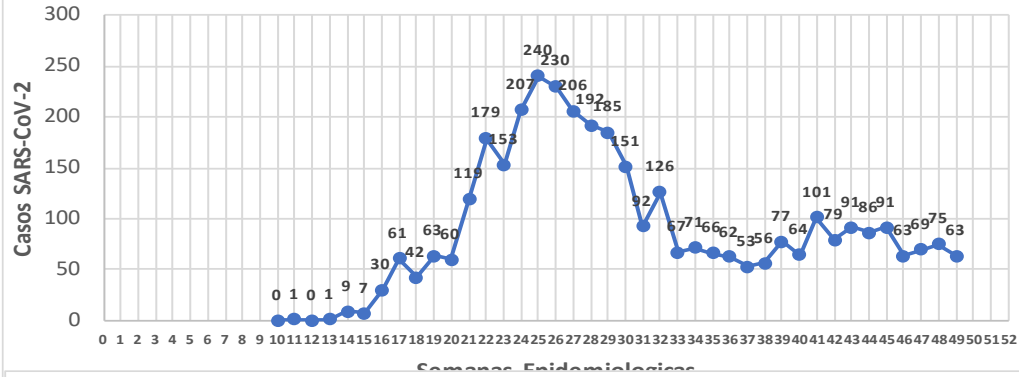


COVID-19 Sinaloa: Comportamiento COVID-19 por JURISDICCION.

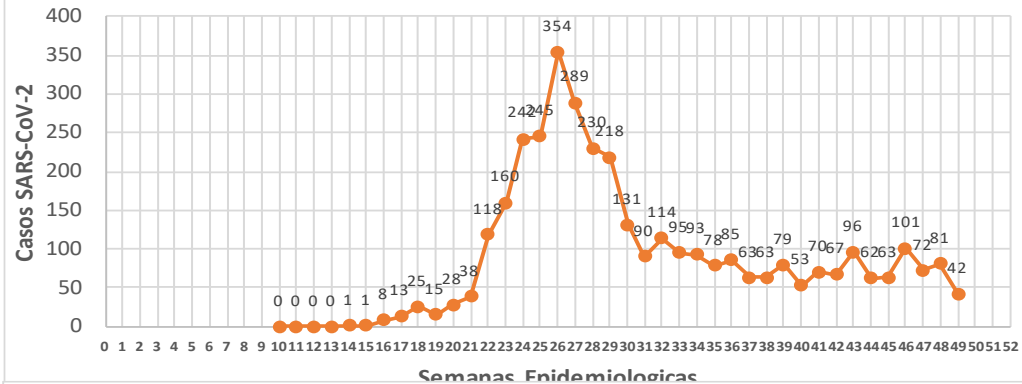


**NUEVA
NORMALIDAD**

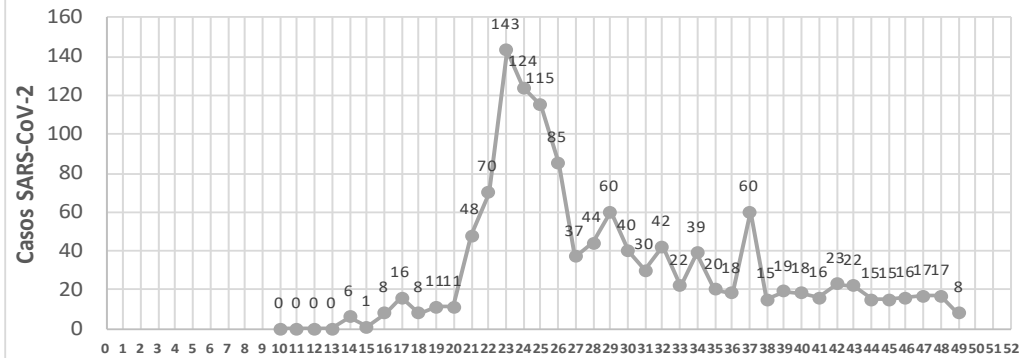
CASOS SARS-CoV-2 por Semana Epidemiologica
JURISDICCION MOCHIS



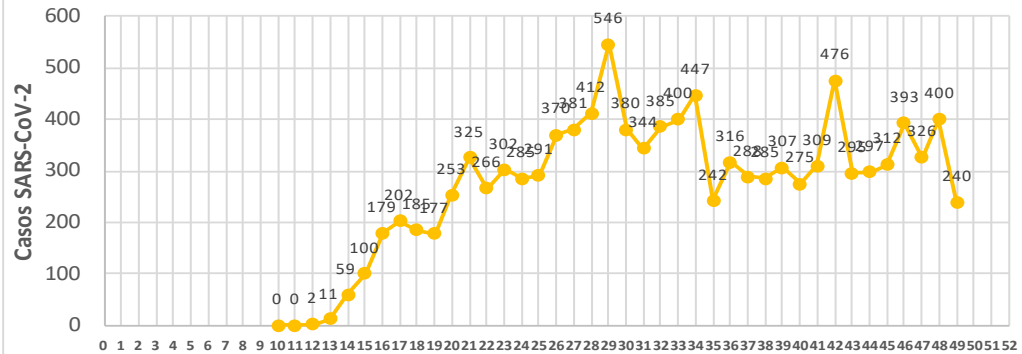
CASOS SARS-CoV-2 por Semana Epidemiologica
JURISDICCION GUASAVE



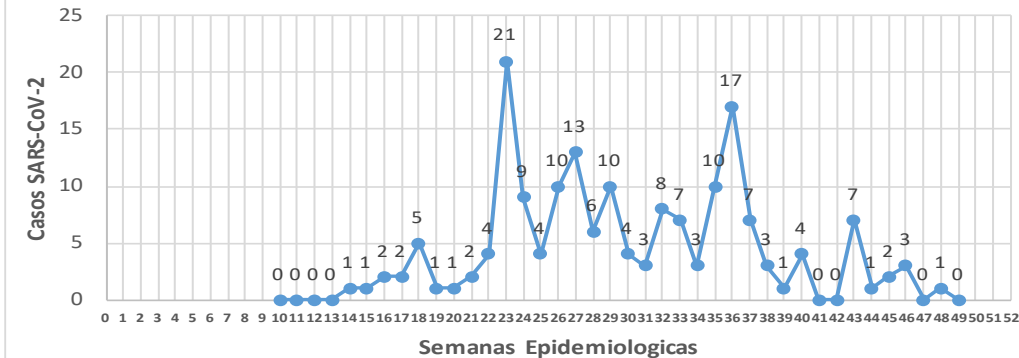
CASOS SARS-CoV-2 por Semana Epidemiologica
JURISDICCION GUAMUCHIL



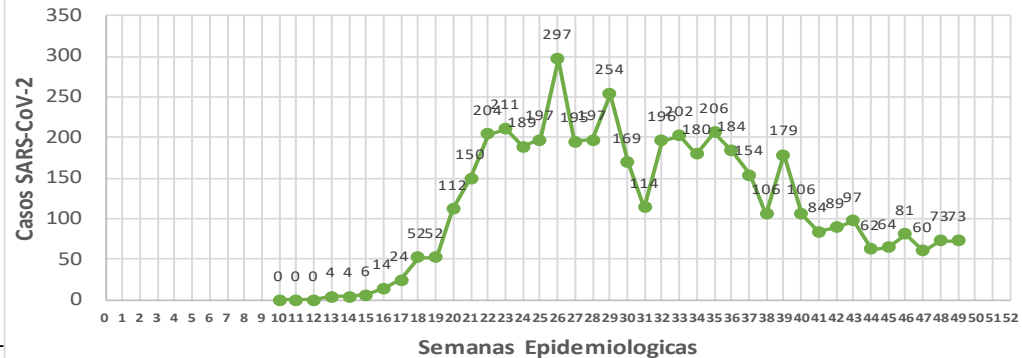
CASOS SARS-CoV-2 por Semana Epidemiologica
JURISDICCION CULIACAN



CASOS SARS-CoV-2 por Semana Epidemiologica
JURISDICCION ELOTA



CASOS SARS-CoV-2 por Semana Epidemiologica
JURISDICCION MAZATLAN



Fuente: Plataforma Nacional SISEVE, Preliminar al Corte. Acumulados al 09/dic/2020 corte de informacion 12:00 am, Dr. Jose P. Gomez A.

COVID-19 Sinaloa: Total de registros con toma de muestras en Plataforma SISVER.

DATOS TOTALES DE REGISTROS EN PLATAFORMA SISVER

SINALOIA: SOSPECHOSOS POR SECTOR

| INSTITUCION | NO ADECUADO | RECHAZADA | NO RECIBIDA | SOSPECHOSOS | TOTAL CON MUESTRA | % SOSPECHOSOS |
|--------------------|-------------|------------|-------------|---------------|-------------------|---------------|
| IMSS | 1 | 367 | 61 | 23,345 | 23,774 | 46.7% |
| IMSS-OPORTUNIDADES | 0 | 18 | 0 | 551 | 569 | 1.1% |
| ISSSTE | 5 | 71 | 20 | 3,515 | 3,611 | 7.1% |
| PRIVADA | 7 | 41 | 55 | 1,238 | 1,341 | 2.6% |
| SEDENA | 0 | 12 | 2 | 339 | 353 | 0.7% |
| SEMAR | 3 | 13 | 3 | 330 | 349 | 0.7% |
| SSA | 116 | 321 | 31 | 19,055 | 19,523 | 38.4% |
| PEMEX | 0 | 0 | 0 | 6 | 6 | 0.0% |
| ESTATAL | 5 | 10 | 2 | 1,033 | 1,050 | 2.1% |
| MUNICIPAL | 2 | 1 | 0 | 325 | 328 | 0.6% |
| TOTAL | 139 | 854 | 174 | 49,737 | 50,904 | 100.0% |
| | 0.3% | 1.7% | 0.3% | 97.7% | 100.0% | |

50,904 SOSPECHOSOS **24,930** CONFIRMADOS **49.0%**

| | | |
|------|-------|---|
| 1.2% | 593 | DE LOS REGISTROS SIN RESULTADO TIENEN UNA FECHA DE RECEPCION EN LABORATORIO |
| 1.4% | 703 | SIN RECEPCION EN LABORATORIO Y SIN RESULTADO |
| 2.6% | 1,304 | SIN REGISTRO DE RECEPCION EN LABORATORIO |
| 0.3% | 139 | NO ADECUADAS |
| 1.7% | 854 | RECHAZADAS |
| 0.3% | 174 | NO RECIBIDAS |
| | 514 | TIENEN MAS DE 72 HORAS DE RECEPCION EN EL LABORATORIO |
| | 512 | CORRESPONDEN A REGISTROS CON MAS DE 7 DIAS DE TRANSITO |

99.6%

| RESULTADO DEFINITIVO EN PLATAFORMA SISVER | |
|---|--------|
| SARS-CoV-2 | 24,930 |
| NEGATIVO | 23,270 |
| NO RECIBIDA | 174 |
| INF AH1N1 PMD | 98 |
| RECHAZADA | 854 |
| B | 65 |
| A H3 | 20 |
| METAPNEUMOVIRUS | 9 |
| ENTEROV//RHINOVIRUS | 25 |
| CORONA OC43 | 2 |
| NO ADECUADO | 139 |
| INF A | 7 |
| CORONA 229E | 1 |
| CORONA NL63 | 1 |
| CORONA HKU1 | 1 |
| VSR | 2 |
| ADENOVIRUS | 1 |
| PARAINFLUENZA 3 | 1 |
| NO SUBTIPIFICADO | 0 |

NUEVA NORMALIDAD



COVID-19 Sinaloa: Total de registros con toma de muestras en Plataforma SISVER.



INFORMACION AL DIA : miércoles, 9 de diciembre de 2020

SE TOMO MUESTRA PERO SIN RECEPCION EN LABORATORIO

| Municipios | IMSS | IMSS- OPORTUN IDADES | ISSSTE | PRIVADA | SEDENA | SEMAR | SSA | PEMEX | ESTATAL | MUNICIPAL | TOTAL |
|-------------------|------------|----------------------------|------------|------------|-----------|-----------|------------|----------|----------|-----------|--------------|
| AHOME | 147 | 2 | 9 | 17 | 0 | 4 | 7 | 0 | 0 | 0 | 186 |
| CHOIX | 2 | 0 | 0 | 1 | 0 | 0 | 4 | 0 | 0 | 0 | 7 |
| EL FUERTE | 10 | 8 | 1 | 3 | 0 | 0 | 0 | 0 | 0 | 0 | 22 |
| GUASAVE | 135 | 0 | 1 | 12 | 0 | 0 | 19 | 0 | 0 | 0 | 167 |
| SINALOA | 2 | 0 | 4 | 1 | 0 | 0 | 3 | 0 | 0 | 0 | 10 |
| ANGOSTURA | 1 | 0 | 2 | 6 | 0 | 0 | 0 | 0 | 0 | 0 | 9 |
| MOCORITO | 0 | 0 | 2 | 0 | 0 | 0 | 3 | 0 | 0 | 0 | 5 |
| SALVADOR ALVARADO | 11 | 0 | 5 | 2 | 1 | 0 | 3 | 0 | 1 | 0 | 23 |
| BADIRAGUATO | 0 | 0 | 3 | 1 | 0 | 0 | 2 | 0 | 0 | 0 | 6 |
| CULIACAN | 125 | 0 | 419 | 30 | 3 | 0 | 58 | 0 | 5 | 0 | 640 |
| NAVOLATO | 44 | 0 | 14 | 0 | 0 | 0 | 6 | 0 | 0 | 0 | 64 |
| COSALA | 0 | 0 | 1 | 0 | 0 | 0 | 1 | 0 | 0 | 0 | 2 |
| ELOTA | 0 | 0 | 5 | 0 | 0 | 0 | 0 | 0 | 0 | 0 | 5 |
| SAN IGNACIO | 0 | 0 | 1 | 0 | 0 | 0 | 3 | 0 | 0 | 0 | 4 |
| CONCORDIA | 0 | 0 | 0 | 0 | 1 | 0 | 0 | 0 | 0 | 0 | 1 |
| ESCUINAPA | 1 | 0 | 1 | 0 | 0 | 0 | 8 | 0 | 0 | 0 | 10 |
| MAZATLAN | 42 | 7 | 4 | 34 | 19 | 6 | 8 | 0 | 0 | 0 | 120 |
| ROSARIO | 0 | 0 | 0 | 3 | 0 | 0 | 2 | 0 | 0 | 0 | 5 |
| Total | 520 | 17 | 472 | 110 | 24 | 10 | 127 | 0 | 6 | 0 | 1,286 |
| Otro Estado | 5 | 0 | 3 | 2 | 4 | 0 | 4 | 0 | 0 | 0 | 18 |

| Municipios | REGISTROS SIN RESULTADO Y TIENEN FECHA DE RECEPCION EN LABORATORIO | TIENEN MAS DE 72 HORAS DE RECEPCION EN EL LABORATORIO Y SIN RESULTADO |
|-------------------|---|---|
| AHOME | 28 | 17 |
| CHOIX | 2 | 1 |
| EL FUERTE | 2 | 2 |
| GUASAVE | 22 | 8 |
| SINALOA | 6 | 4 |
| ANGOSTURA | 2 | 2 |
| MOCORITO | 4 | 2 |
| SALVADOR ALVARADO | 7 | 7 |
| BADIRAGUATO | 6 | 4 |
| CULIACAN | 447 | 407 |
| NAVOLATO | 18 | 12 |
| COSALA | 2 | 2 |
| ELOTA | 4 | 4 |
| SAN IGNACIO | 1 | 1 |
| CONCORDIA | 0 | 0 |
| ESCUINAPA | 1 | 1 |
| MAZATLAN | 33 | 33 |
| ROSARIO | 3 | 3 |
| Total | 588 | 510 |
| Otro Estado | 5 | 4 |

COVID-19 Sinaloa: Unidades de Salud con retraso en Dictaminación ó Confirmación de Defunciones Sospechosas a COVID-19 en Plataforma SISVER.



| Información al día: miércoles, 9 de diciembre de 2020 | |
|--|-------------------------------------|
| UNIDAD MEDICA | DEFUNCIONES PENDIENTES DE CONFIRMAR |
| HGR 1 CULIACAN | 186 |
| HGZMF 3 MAZATLAN | 114 |
| HGZMF 32 GUASAVE | 48 |
| CLINICA HOSPITAL CULIACAN S. A. DE C. V. | 35 |
| LOS MOCHIS | 31 |
| DR. M.CARDENAS DE LA VEGA | 17 |
| HGSMF 30 GUAMUCHIL | 13 |
| HOSPITAL CIVIL DE CULIACAN | 13 |
| HGZ 49 LOS MOCHIS | 10 |
| HOSPITAL MILITAR REGIONAL DE MAZATLAN, SIN. | 9 |
| HGZMF 28 COSTA RICA | 5 |
| MAZATLAN | 5 |
| HOSPITAL GENERAL CULIACAN | 4 |
| HOSPITAL FATIMA | 4 |
| OPERADORA NUEVA CLINICA SANTA MARIA S.A DE C.V | 3 |
| CLINICA HOSPITAL MARIA DEL MAR | 3 |
| HOSPITAL ANGELES CULIACAN | 2 |
| UMF 36 CULIACAN | 2 |
| UMF 56 PRADOS | 2 |
| UMFH 22 EL DORADO | 2 |
| HOSPITAL GENERAL CENTRO MEDICO DE LOS MOCHIS | 2 |
| HOSPITAL GENERAL ESCUINAPA | 1 |
| UMF 35 CULIACAN | 1 |
| UMF 55 CULIACAN | 1 |
| HR FUERTE, EL | 1 |
| UMF 46 CULIACAN | 1 |
| UMFH 11 VILLA JUAREZ | 1 |
| HGSMF 4 NAVOLATO | 1 |
| HR VILLA UNION | 1 |
| | 518 |

COVID-19, SINALOA: DEFUNCIONES POR ASOCIACION Y DICTAMINACION CLINICA EPIDEMIOLOGICA

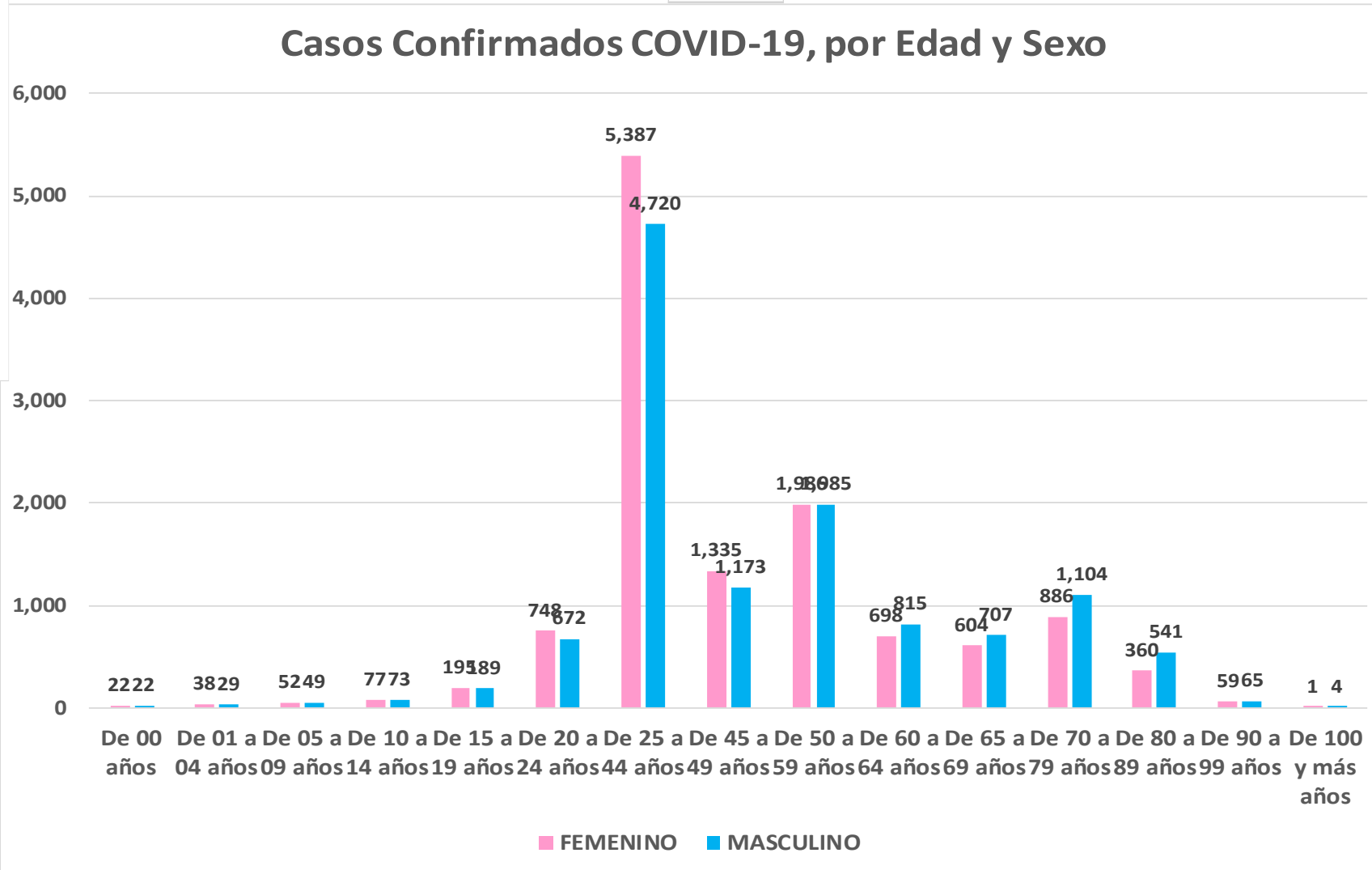
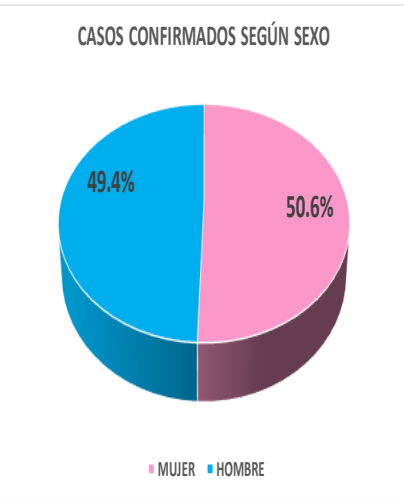
| CLASIFICACION FINAL DEFUNCIONES | Información hasta: 09/12/2020 | | | TOTAL FINAL |
|------------------------------------|-------------------------------|------------|--------------|--------------|
| | TOMA DE MUESTRA | | TOTAL | |
| | SI | NO | | |
| CONFIRMADO POR LABORATORIO | 3961 | 0 | 3,961 | 4,064 |
| CONFIRMADO POR ASOCIACIÓN | 14 | 40 | 54 | |
| CONFIRMADO POR DICTAMINACIÓN | 6 | 43 | 49 | |
| INVALIDO | 4 | 0 | 4 | 622 |
| NO REALIZADO | 100 | 0 | 100 | |
| SOSPECHOSO | 46 | 472 | 518 | |
| NEGATIVO | 1132 | 0 | 1,132 | 1,132 |
| TOTAL GENERAL | 5,263 | 555 | 5,818 | 5,818 |

COVID-19 Sinaloa: Casos confirmados por edad

y sexo

Mediana de edad: **45** años

Casos Confirmados COVID-19, por Edad y Sexo



NUEVA NORMALIDAD

24,596

Confirmados acumulados



COVID-19 Sinaloa: Casos confirmados por edad

y sexo



GRUPOS DE EDAD NOTIFICADOS EN PLATAFORMA POR COVID-19, SINALOA

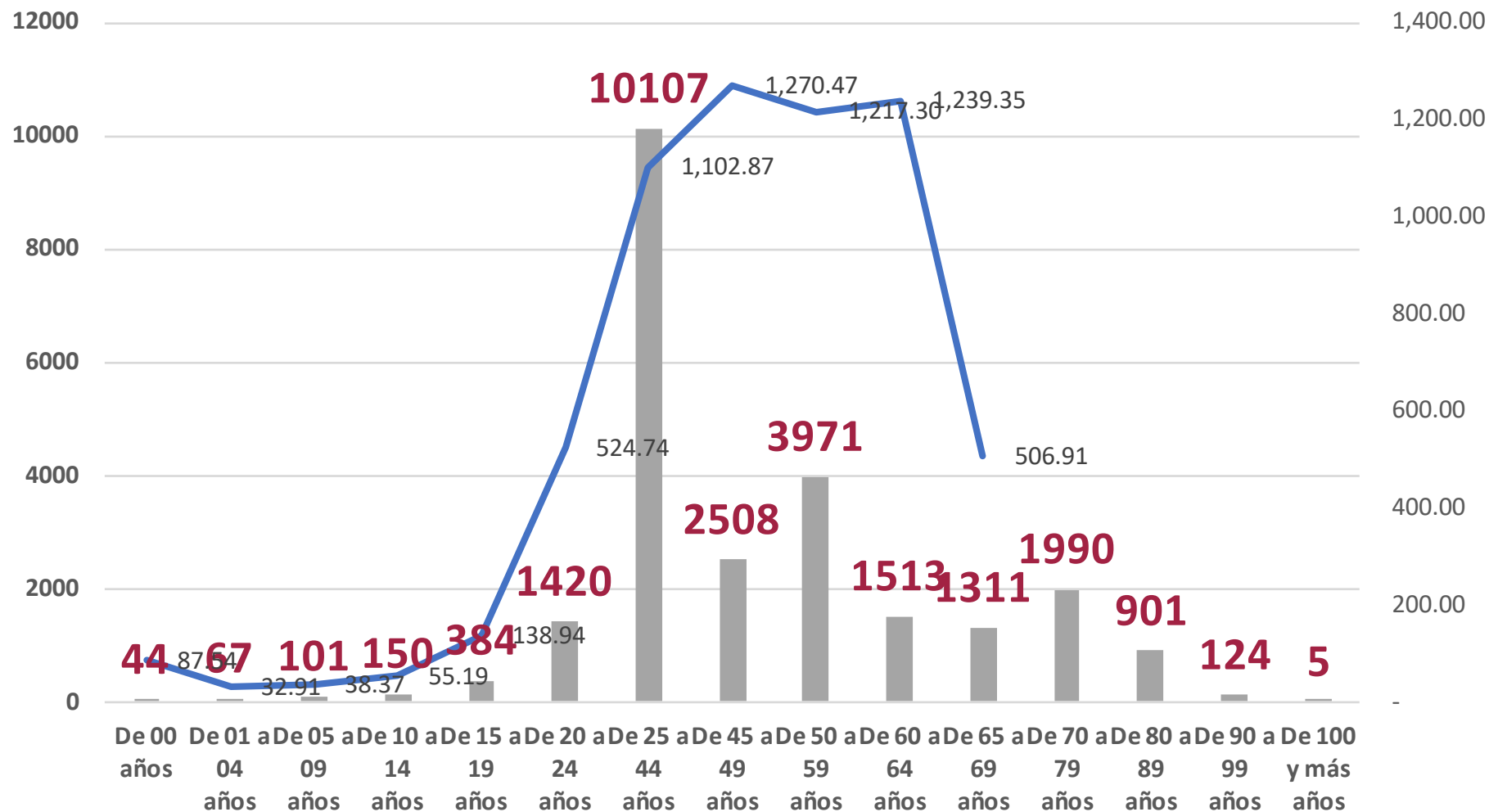
| Grupo de Edad | Sospechosos | % | CASOS (+) COVID-19 | % | Defuncion | Letalidad | Hosp-COVID-19 | Indice de Hospitalizacion | Tasa de Incidencia |
|----------------------|---------------|---------------|--------------------|---------------|--------------|--------------|---------------|---------------------------|--------------------|
| De 00 años | 352 | 0.63% | 44 | 0.2% | 1 | 2.3% | 21 | 47.7% | 87.5 |
| De 01 a 04 años | 417 | 0.7% | 67 | 0.3% | 1 | 1.5% | 19 | 28.4% | 32.9 |
| De 05 a 09 años | 458 | 0.82% | 101 | 0.4% | 3 | 3.0% | 21 | 20.8% | 38.4 |
| De 10 a 14 años | 594 | 1.1% | 150 | 0.6% | 4 | 2.7% | 17 | 11.3% | 55.2 |
| De 15 a 19 años | 1,316 | 2.36% | 384 | 1.6% | 4 | 1.0% | 39 | 10.2% | 138.9 |
| De 20 a 24 años | 4,062 | 7.3% | 1,420 | 5.8% | 14 | 1.0% | 86 | 6.1% | 524.7 |
| De 25 a 44 años | 24,082 | 43.20% | 10,107 | 41.1% | 238 | 2.4% | 1,163 | 11.5% | 1,102.9 |
| De 45 a 49 años | 5,498 | 9.9% | 2,508 | 10.2% | 231 | 9.2% | 607 | 24.2% | 1,270.5 |
| De 50 a 59 años | 8,214 | 14.73% | 3,971 | 16.1% | 716 | 18.0% | 1,633 | 41.1% | 1,217.3 |
| De 60 a 64 años | 2,841 | 5.1% | 1,513 | 6.2% | 500 | 33.0% | 926 | 61.2% | 1,239.4 |
| De 65 a 69 años | 2,368 | 4.25% | 1,311 | 5.3% | 552 | 42.1% | 946 | 72.2% | 506.9 |
| De 70 a 79 años | 3,585 | 6.4% | 1,990 | 8.1% | 1,067 | 53.6% | 1,629 | 81.9% | |
| De 80 a 89 años | 1,695 | 3.04% | 901 | 3.7% | 554 | 61.5% | 767 | 85.1% | |
| De 90 a 99 años | 259 | 0.5% | 124 | 0.5% | 76 | 61.3% | 103 | 83.1% | |
| De 100 y más años | 10 | 0.02% | 5 | 0.0% | 0 | 0.0% | 2 | 40.0% | |
| Total general | 55,751 | 100.0% | 24,596 | 100.0% | 3,961 | 16.1% | 7,979 | 32.4% | 779.2 |

NUEVA NORMALIDAD

Tasa de Letalidad Estatal
16.1%



Casos Notificados y Confirmados en el Estado de Sinaloa por Grupo de Edad en Plataforma COVID-19



NUEVA NORMALIDAD

Tasa de Incidencia Estatal
779.17
Por 100 mil habt.



COVID-19 Sinaloa: Defunciones acumuladas por edad y sexo

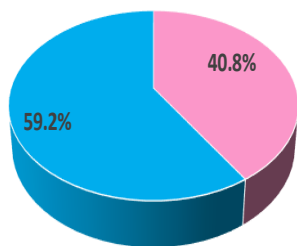
Mediana de edad: **67** años

NUEVA
NORMALIDAD

3,961

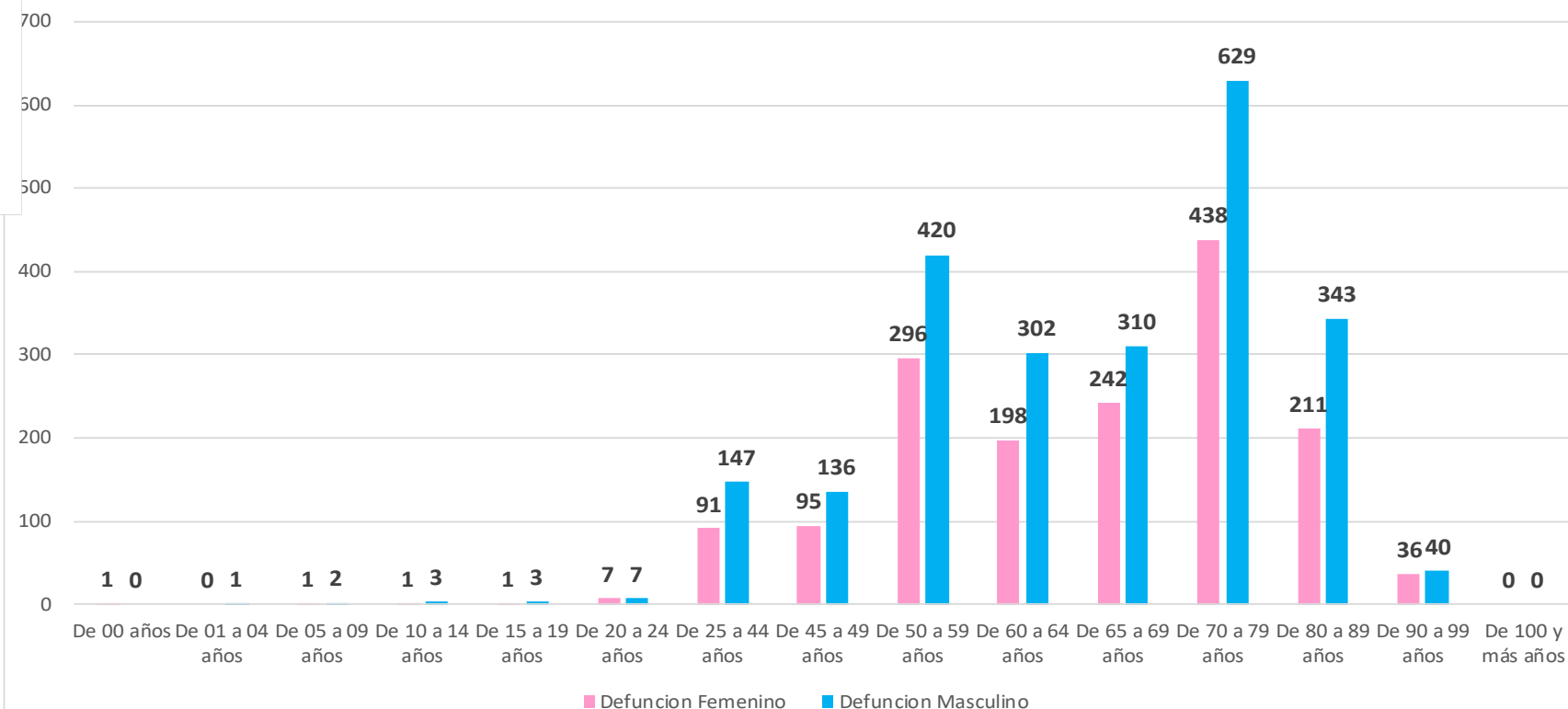
Defunciones

DEFUNCIONES CONFIRMADAS SEGÚN SEXO



MUJER HOMBRE

DEFUNCIONES DE CASOS CONFIRMADOS COVID-19, POR EDAD Y SEXO



COVID-19 Sinaloa:

Defunciones acumuladas

por comorbilidad

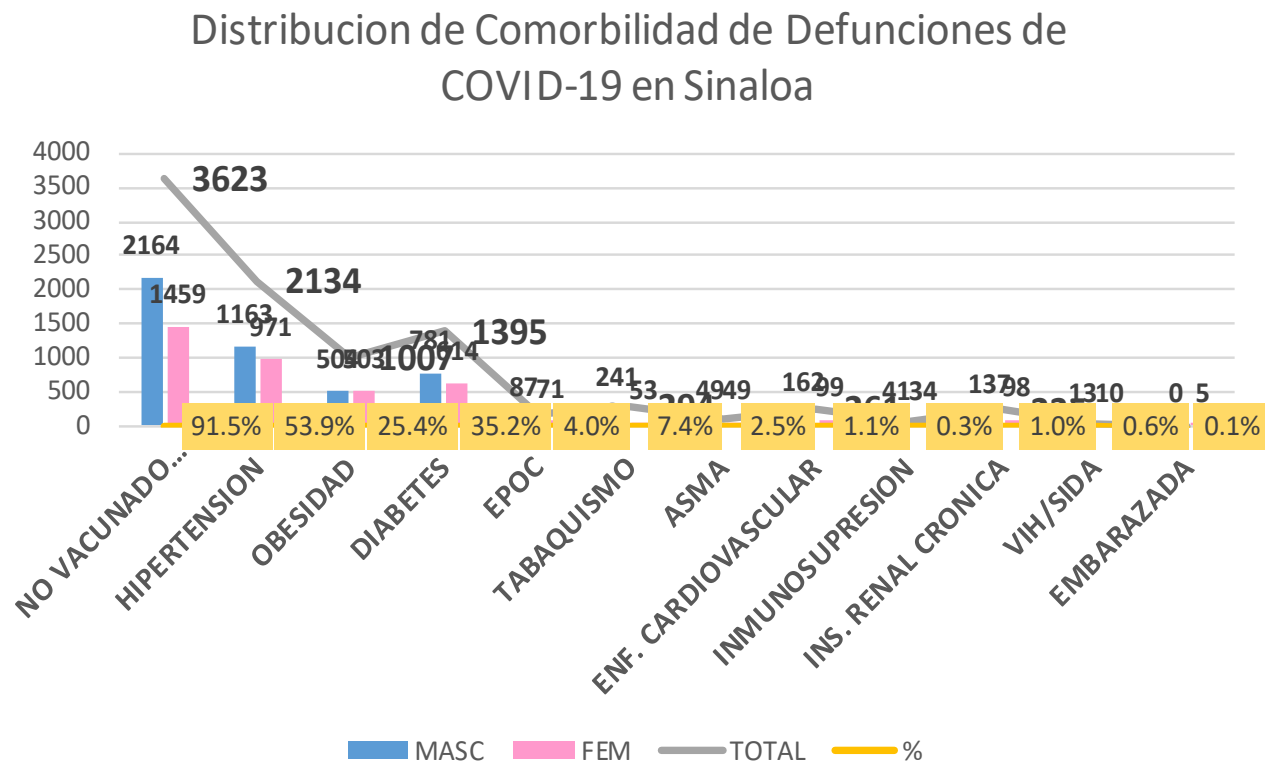
NUEVA
NORMALIDAD

3,961

Defunciones

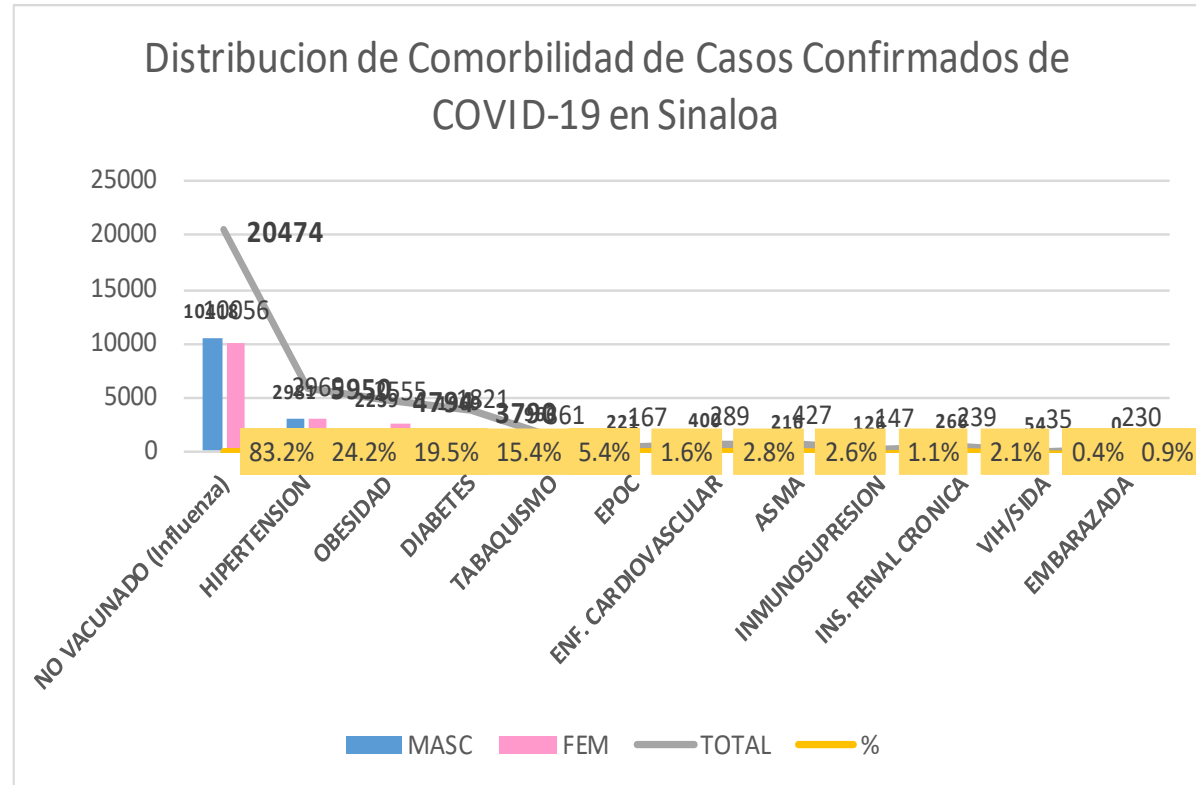


| DEFUNCIONES | | | | |
|-------------------------|------|------|-------|-------|
| | 3961 | 2343 | 1618 | |
| COMORBILIDAD | MASC | FEM | TOTAL | % |
| NO VACUNADO (Influenza) | 2164 | 1459 | 3623 | 91.5% |
| HIPERTENSION | 1163 | 971 | 2134 | 53.9% |
| OBESIDAD | 504 | 503 | 1007 | 25.4% |
| DIABETES | 781 | 614 | 1395 | 35.2% |
| EPOC | 87 | 71 | 158 | 4.0% |
| TABAQUISMO | 241 | 53 | 294 | 7.4% |
| ASMA | 49 | 49 | 98 | 2.5% |
| ENF. CARDIOVASCULAR | 162 | 99 | 261 | 1.1% |
| INMUNOSUPRESION | 41 | 34 | 75 | 0.3% |
| INS. RENAL CRONICA | 137 | 98 | 235 | 1.0% |
| VIH/SIDA | 13 | 10 | 23 | 0.6% |
| EMBARAZADA | 0 | 5 | 5 | 0.1% |



COVID-19 Sinaloa: Casos Confirmados por comorbilidad

| CASOS CONFIRMADOS | | | | |
|-------------------------|-------|-------|-------|-------|
| | 24594 | 12147 | 12447 | |
| COMORBILIDAD | MASC | FEM | TOTAL | % |
| NO VACUNADO (Influenza) | 10418 | 10056 | 20474 | 83.2% |
| HIPERTENSION | 2981 | 2969 | 5950 | 24.2% |
| OBESIDAD | 2239 | 2555 | 4794 | 19.5% |
| DIABETES | 1969 | 1821 | 3790 | 15.4% |
| TABAQUISMO | 966 | 361 | 1327 | 5.4% |
| EPOC | 221 | 167 | 388 | 1.6% |
| ENF. CARDIOVASCULAR | 400 | 289 | 689 | 2.8% |
| ASMA | 216 | 427 | 643 | 2.6% |
| INMUNOSUPRESION | 126 | 147 | 273 | 1.1% |
| INS. RENAL CRONICA | 266 | 239 | 505 | 2.1% |
| VIH/SIDA | 54 | 35 | 89 | 0.4% |
| EMBARAZADA | 0 | 230 | 230 | 0.9% |



NUEVA NORMALIDAD

Confirmados acumulados
24,596



COVID-19 Sinaloa:

Confirmados y Defunciones acumuladas por Institución



NUEVA NORMALIDAD

3,961

Defunciones



CONFIRMADOS POR INSTITUCION EN PLATAFORMA POR COVID-19, SINALOA

| Institucion | Notificados | Confirmados | % | Defunciones |
|-----------------------|---------------|---------------|---------------|--------------|
| SSA | 20,207 | 8,537 | 34.7% | 822 |
| IMSS | 27,285 | 12,237 | 49.8% | 2,248 |
| IMSS_PR | 590 | 278 | 1.1% | 36 |
| ISSSTE | 3,776 | 1,837 | 7.5% | 570 |
| PEMEX | 0 | 0 | 0.0% | 0 |
| Privados | 1,579 | 497 | 2.0% | 73 |
| SEDENA | 436 | 208 | 0.8% | 36 |
| SEMAR | 467 | 181 | 0.7% | 29 |
| Servicios Estatales | 1,084 | 613 | 2.5% | 132 |
| Servicios Municipales | 327 | 208 | 0.8% | 15 |
| Universitarios | 0 | 0 | 0.0% | 0 |
| Cruz Roja | 0 | 0 | 0.0% | 0 |
| DIF | 0 | 0 | 0.0% | 0 |
| Total | 55,751 | 24,596 | 100.0% | 3,961 |

CLASIFICACION DE DEFUNCIONES CONFIRMADAS, NEGATIVAS Y SOSPECHOSAS EN PLATAFORMA COVID-19, SINALOA, AL DIA DE HOY:

| Institucion | Defunciones Positivas a COVID-19 | Defunciones NEGATIVAS a COVID-19 | Defunciones SOSPECHOSAS a COVID-19*** |
|-----------------------|----------------------------------|----------------------------------|---------------------------------------|
| SSA | 822 | 179 | 5 |
| IMSS | 2,248 | 757 | 387 |
| IMSS_PR | 36 | 14 | 2 |
| ISSSTE | 570 | 123 | 53 |
| PEMEX | 0 | 0 | 0 |
| Privados | 73 | 8 | 49 |
| SEDENA | 36 | 8 | 9 |
| SEMAR | 29 | 4 | 0 |
| Servicios Estatales | 132 | 19 | 13 |
| Servicios Municipales | 15 | 0 | 0 |
| Universitarios | 0 | 0 | 0 |
| Cruz Roja | 0 | 0 | 0 |
| DIF | 0 | 0 | 0 |
| Total | 3,961 | 1,112 | 518 |

*** PENDIENTES DE DICTAMINAR

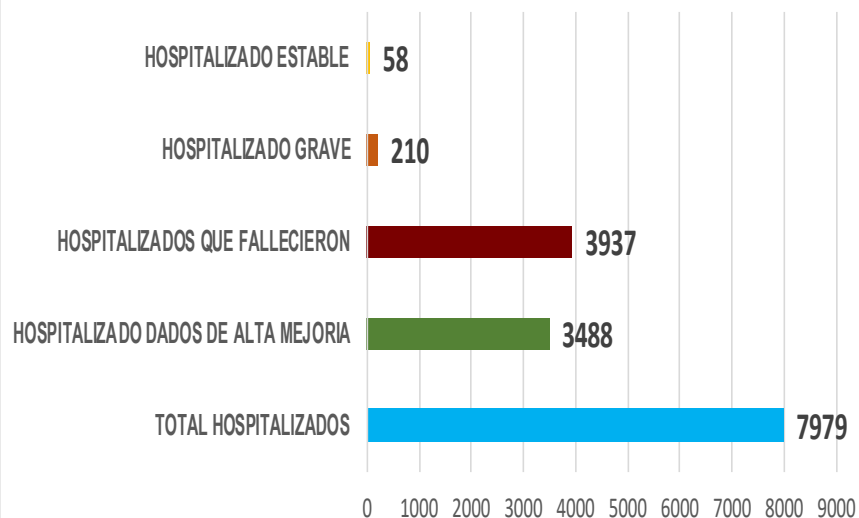
COVID-19 Sinaloa: Tipo de Paciente por Evolución Hospitalaria

| TIPO DE PACIENTE REG. CONFIRMADO POR COVID-19, SINALOA | | |
|--|--------------|---------------|
| TIPO DE PACIENTE CONFIRMADO POR COVID-19, SINALOA POR EVOLUCION DE GRAVEDAD AL 09/dic/2020 | | |
| EVOLUCION HOSPITALARIA | Casos | % |
| AMBULATORIO | 16617 | 67.6% |
| HOSPITALIZADO | 7979 | 32.4% |
| | 24596 | 100.0% |

| TIPO DE PACIENTE HOSPITALIZADOS Y CONFIRMADO POR COVID-19, SINALOA | | |
|--|------|-------|
| TOTAL HOSPITALIZADOS | 7979 | % |
| HOSPITALIZADO DADOS DE ALTA MEJORIA | 3488 | 43.7% |
| HOSPITALIZADOS QUE FALLECIERON | 3937 | 49.3% |
| HOSPITALIZADO GRAVE | 210 | 2.6% |
| HOSPITALIZADO ESTABLE | 58 | 0.7% |



Tipo de paciente Hospitalizado y Confirmado por COVID-19



Casos Hospitalizados Intubados y Positivos a SARS-Cov-2

| | | |
|-------------------------------------|------|--------|
| Total de Casos Intubados | 1323 | 100.0% |
| Total de Intubados No Grave | 1 | 0.1% |
| Total de Intubados Grave | 26 | 2.0% |
| Total de Intubados con Alta Mejoria | 209 | 15.8% |
| Total de Intubados Fallecidos | 1069 | 80.8% |
| Total de Intubados Alta Traslado | 10 | 0.8% |



COVID-19 Sinaloa:

Casos confirmados y Defunciones por Ocupación



NUEVA NORMALIDAD

3,961

Defunciones

Confirmados acumulados

24,596



| DEFUNCIONES EN PERSONAL DE LA SALUD POR GRUPO DE EDAD CON SARS-Cov2 | | | | | | | |
|---|-----------|------------|--------------------------------|----------------|-----------|-----------|---------------|
| DEFUNCIONES POR GRUPO DE EDAD CON SARS-Cov2 | MEDICOS | ENFERMERAS | OTROS TRABAJADORES DE LA SALUD | LABORATORISTAS | DENTISTAS | Total | % |
| De 20 a 24 años | 0 | 0 | 0 | 0 | 0 | 0 | 0.0% |
| De 25 a 44 años | 5 | 3 | 0 | 0 | 0 | 8 | 13.1% |
| De 45 a 49 años | 3 | 1 | 1 | 0 | 0 | 5 | 8.2% |
| De 50 a 59 años | 6 | 4 | 7 | 1 | 0 | 18 | 29.5% |
| De 60 a 64 años | 9 | 1 | 0 | 0 | 0 | 10 | 16.4% |
| De 65 a 69 años | 7 | 0 | 3 | 0 | 1 | 11 | 18.0% |
| De 70 a 79 años | 4 | 0 | 2 | 0 | 0 | 6 | 9.8% |
| De 80 a 89 años | 1 | 1 | 1 | 0 | 0 | 3 | 4.9% |
| De 90 a 99 años | 0 | 0 | 0 | 0 | 0 | 0 | 0.0% |
| De 100 y más años | 0 | 0 | 0 | 0 | 0 | 0 | 0.0% |
| Total general | 35 | 10 | 14 | 1 | 1 | 61 | 100.0% |

57.4% 16.4% 23.0% 1.6% 1.6% 100.0%

16.1%

| OCUPACIÓN | ESTATAL | |
|--|----------------------------|------------------------------|
| | CASOS CONFIRMADOS COVID-19 | DEFUNCIONES COVID-19 ESTATAL |
| OTROS TRABAJADORES DE LA SALUD | 1374 | 14 |
| MEDICOS | 1321 | 35 |
| ENFERMERAS | 2043 | 10 |
| DENTISTAS | 58 | 1 |
| LABORATORISTAS | 116 | 1 |
| OTROS PROFESIONISTAS | 544 | 31 |
| ESTUDIANTES | 786 | 16 |
| JUBILADO / PENSIONADO | 1922 | 969 |
| GERENTES O PROPIETARIOS DE EMPRESAS O NEGOCIOS | 101 | 15 |
| HOGAR | 3804 | 1162 |
| COMERCIANTES DE MERCADOS FIJOS O AMBULANTES | 372 | 75 |
| CHOFERES | 198 | 40 |
| MAESTROS | 362 | 35 |
| CAMPESINOS | 251 | 86 |
| OBREROS | 155 | 37 |
| OTROS | 3128 | 440 |
| DESEMPLEADOS | 1389 | 490 |
| EMPLEADOS | 6670 | 504 |

24594

3961

COVID-19 Sinaloa:

Casos confirmados en personal de la salud por Municipio



| CASOS CONFIRMADOS SARS-Cov2 EN PERSONAL DE LA SALUD POR MUNICIPIO | | | | | | | |
|---|-------------|-------------|--------------------------------|----------------|-----------|-------------|--------------|
| Municipios | MEDICOS | ENFERMERAS | OTROS TRABAJADORES DE LA SALUD | LABORATORISTAS | DENTISTAS | Total | % |
| AHOME | 220 | 365 | 272 | 23 | 4 | 884 | 18.0% |
| CHOIX | 4 | 5 | 5 | 0 | 0 | 14 | 0.3% |
| EL FUERTE | 10 | 25 | 17 | 2 | 0 | 54 | 1.1% |
| GUASAVE | 108 | 219 | 101 | 12 | 5 | 445 | 9.0% |
| SINALOA | 9 | 16 | 6 | 1 | 0 | 32 | 0.7% |
| ANGOSTURA | 11 | 16 | 1 | 2 | 0 | 30 | 0.6% |
| MOCORITO | 3 | 4 | 1 | 0 | 0 | 8 | 0.2% |
| SALVADOR ALVARADO | 47 | 61 | 22 | 3 | 0 | 133 | 2.7% |
| BADIRAGUATO | 2 | 2 | 1 | 0 | 0 | 5 | 0.1% |
| CULIACÁN | 626 | 839 | 630 | 46 | 35 | 2176 | 44.2% |
| NAVOLATO | 23 | 99 | 37 | 2 | 2 | 163 | 3.3% |
| COSALÁ | 8 | 4 | 2 | 0 | 1 | 15 | 0.3% |
| ELOTA | 4 | 2 | 2 | 0 | 0 | 8 | 0.2% |
| SAN IGNACIO | 0 | 0 | 0 | 0 | 0 | 0 | 0.0% |
| CONCORDIA | 2 | 2 | 1 | 0 | 0 | 5 | 0.1% |
| ESCUINAPA | 23 | 51 | 24 | 1 | 1 | 100 | 2.0% |
| MAZATLÁN | 210 | 324 | 249 | 24 | 10 | 817 | 16.6% |
| ROSARIO | 6 | 9 | 2 | 0 | 0 | 17 | 0.3% |
| Total | 1316 | 2043 | 1373 | 116 | 58 | 4906 | 99.7% |
| Otro Estado | 9 | 2 | 2 | 0 | 0 | 13 | 0.3% |

NUEVA NORMALIDAD

3,961

Defunciones

Confirmados acumulados
24,596



COVID-19 Sinaloa:

Casos confirmados en personal de la salud por Institución y Grupo de Edad



| CASOS CONFIRMADOS SARS-Cov2 EN PERSONAL DE LASALUD POR INSTITUCION | | | | | | | |
|--|-------------|-------------|--------------------------------|----------------|-----------|-------------|---------------|
| INSTITUCION | MEDICOS | ENFERMERAS | OTROS TRABAJADORES DE LA SALUD | LABORATORISTAS | DENTISTAS | Total | % |
| SSA | 519 | 645 | 482 | 36 | 40 | 1722 | 35.1% |
| IMSS | 549 | 1054 | 731 | 55 | 11 | 2400 | 48.9% |
| IMSS_PR | 34 | 31 | 22 | 2 | 1 | 90 | 1.8% |
| ISSSTE | 97 | 215 | 78 | 13 | 4 | 407 | 8.3% |
| PEMEX | 0 | 0 | 0 | 0 | 0 | 0 | 0.0% |
| Privados | 36 | 21 | 14 | 5 | 0 | 76 | 1.5% |
| SEDENA | 2 | 4 | 6 | 1 | 0 | 13 | 0.3% |
| SEMAR | 7 | 18 | 5 | 2 | 2 | 34 | 0.7% |
| *Servicios | 64 | 44 | 24 | 2 | 0 | 134 | 2.7% |
| **Servicios | 13 | 11 | 12 | 0 | 0 | 36 | 0.7% |
| Universitar | 0 | 0 | 0 | 0 | 0 | 0 | 0.0% |
| Cruz Roja | 0 | 0 | 0 | 0 | 0 | 0 | 0.0% |
| DIF | 0 | 0 | 0 | 0 | 0 | 0 | 0.0% |
| TOTAL | 1321 | 2043 | 1374 | 116 | 58 | 4912 | 100.0% |

*Servicios Estatales (Hosp. Civil Culiacan)

**Servicios Municipales (Hosp. Maza de Juarez Mazatlan)

| CASOS CONFIRMADOS SARS-Cov2 EN PERSONAL DE LASALUD POR GRUPO DE EDAD | | | | | | | |
|--|-------------|-------------|--------------------------------|----------------|-----------|-------------|---------------|
| GRUPO DE EDAD EN PERSONAL DE LA SALUD CON COVID-19 | MEDICOS | ENFERMERAS | OTROS TRABAJADORES DE LA SALUD | LABORATORISTAS | DENTISTAS | Total | % |
| De 20 a 24 años | 89 | 109 | 77 | 4 | 3 | 282 | 5.7% |
| De 25 a 44 años | 817 | 1416 | 867 | 67 | 32 | 3199 | 65.1% |
| De 45 a 49 años | 125 | 270 | 191 | 16 | 7 | 609 | 12.4% |
| De 50 a 59 años | 174 | 223 | 193 | 24 | 12 | 626 | 12.7% |
| De 60 a 64 años | 73 | 16 | 22 | 4 | 2 | 117 | 2.4% |
| De 65 a 69 años | 29 | 5 | 11 | 0 | 2 | 47 | 1.0% |
| De 70 a 79 años | 10 | 3 | 11 | 0 | 0 | 24 | 0.5% |
| De 80 a 89 años | 4 | 1 | 1 | 1 | 0 | 7 | 0.1% |
| De 90 a 99 años | 0 | 1 | 0 | 0 | 0 | 1 | 0.0% |
| De 100 y más años | 0 | 0 | 0 | 0 | 0 | 0 | 0.0% |
| Total general | 1321 | 2044 | 1373 | 116 | 58 | 4912 | 100.0% |

NUEVA NORMALIDAD

3,961

Defunciones

Confirmados acumulados

24,596





SERVICIOS DE SALUD DE SINALOA

SUBDIRECCIÓN DE VIGILANCIA EPIDEMIOLÓGICA

Situación de la Notificación de Casos y Defunciones en las Diferentes Unidades de Salud

| CLUES | INSTIT | NOMBRE DE LA UNIDAD | Notificados | Confirmados | Defunciones Positivas a Sars-CoV-2 |
|-------------|--------|--|-------------|-------------|------------------------------------|
| SLSSA000024 | SSA | HOSPITAL GENERAL LOS MOCHIS | 1193 | 595 | 214 |
| SLSSA000963 | SSA | HOSPITAL INTEGRAL CHOIX | 14 | 7 | 0 |
| SLSSA002573 | SSA | HOSPITAL INTEGRAL VALLE DEL CARRIZO | 0 | 0 | 0 |
| SLSSA001255 | SSA | HOSPITAL GENERAL GUASAVE | 435 | 279 | 94 |
| SLSSA002136 | SSA | HOSPITAL INTEGRAL DE SINALOA DE LEYVA | 0 | 0 | 0 |
| SLSSA000193 | SSA | HOSPITAL INTEGRAL ANGOSTURA | 26 | 19 | 0 |
| SLSSA001716 | SSA | HOSPITAL INTEGRAL MOCORITO | 35 | 16 | 1 |
| SLSSA018113 | SSA | HOSPITAL GENERAL DE GUAMUCHIL | 608 | 340 | 60 |
| SLSSA000246 | SSA | HOSPITAL INTEGRAL BADIRAGUATO | 256 | 111 | 0 |
| SLSSA000666 | SSA | HOSPITAL GENERAL CULIACÁN | 2256 | 908 | 253 |
| SLSSA002491 | SSA | HOSPITAL INTEGRAL NAVOLATO | 100 | 38 | 0 |
| SLSSA017582 | SSA | HOSPITAL INTEGRAL VALLE DE SAN LORENZO | 7 | 0 | 0 |
| SLSSA018265 | SSA | HOSPITAL GENERAL EL DORADO | 257 | 83 | 3 |
| SLSSA000572 | SSA | HOSPITAL INTEGRAL COSALA | 201 | 55 | 1 |
| SLSSA017570 | SSA | HOSPITAL INTEGRAL SAN IGNACIO | 1 | 0 | 0 |
| SLSSA017594 | SSA | HOSPITAL GENERAL LA CRUZ | 26 | 6 | 0 |
| SLSSA000473 | SSA | HOSPITAL INTEGRAL CONCORDIA | 27 | 14 | 1 |
| SLSSA001873 | SSA | HOSPITAL INTEGRAL DE EL ROSARIO | 168 | 84 | 2 |
| SLSSA002585 | SSA | HOSPITAL GENERAL DE MAZATLÁN | 618 | 387 | 147 |
| SLSSA018253 | SSA | HOSPITAL GENERAL ESCUINAPA | 436 | 235 | 39 |

| TOTAL DE CASOS COVID-19 NOTIFICADOS EN MPIO. DE CULIACAN | | | | 14527 | 6230 | 1609 |
|--|-------------|--------|--|-------------|-------------|--------------------------------------|
| MUNICIPIO | CLUES | INSTIT | NOMBRE DE LA UNIDAD | Notificados | Confirmados | Defunciones (Positivas a SARS-CoV-2) |
| CULIACÁN | SLIMS000131 | IMSS | HGR 1 CULIACÁN | 5059 | 2421 | 805 |
| CULIACÁN | SLIMS000184 | IMSS | HGZMF 28 COSTA RICA | 849 | 310 | 58 |
| CULIACÁN | SLIST000073 | ISSSTE | C.M.F. CULIACAN | 2 | 0 | 0 |
| CULIACÁN | SLIST000085 | ISSSTE | DR. MANUEL CARDENAS DE LA VEGA | 2680 | 1249 | 333 |
| CULIACÁN | SLSME000016 | SME | HOSPITAL CIVIL DE CULIACÁN | 1087 | 614 | 132 |
| CULIACÁN | SLSMP000365 | SMP | CLÍNICA DE REHABILITACIÓN Y ESPECIALIDADES | 42 | 20 | 1 |
| CULIACÁN | SLSMP000370 | SMP | CLÍNICA HOSPITAL CULIACÁN S. A. DE C. V. | 275 | 15 | 8 |
| CULIACÁN | SLSMP000394 | SMP | SANATORIO CEMSI CHAPULTEPEC | 57 | 3 | 1 |
| CULIACÁN | SLSMP000411 | SMP | SANATORIO BATIZ RAMOS | 3 | 1 | 0 |
| CULIACÁN | SLSMP000440 | SMP | OPERADORA NUEVA CLÍNICA SANTA MARÍA S.A DE | 86 | 6 | 3 |
| CULIACÁN | SLSMP000534 | SMP | HOSPITAL ÁNGELES CULIACÁN | 698 | 247 | 0 |
| CULIACÁN | SLSSA017606 | SSA | HOSPITAL DE LA MUJER | 426 | 86 | 1 |
| CULIACÁN | SLSSA018265 | SSA | HOSPITAL GENERAL EL DORADO | 257 | 83 | 3 |
| CULIACÁN | SLSME000021 | SME | -HOSPITAL PEDIATRICO | 6 | 2 | 0 |
| CULIACÁN | SLSSA002556 | SSA | HOSPITAL PEDIATRICO DE SINALOA | 668 | 214 | 4 |
| CULIACÁN | SLSMP002815 | SMP | MEDICA DE LA CIUDAD | 76 | 51 | 7 |
| CULIACÁN | SLSSA000666 | SSA | HOSPITAL GENERAL CULIACÁN | 2256 | 908 | 253 |



SERVICIOS DE SALUD DE SINALOA
SUBDIRECCIÓN DE VIGILANCIA EPIDEMIOLÓGICA

REPORTES POR JURISDICCION SANITARIA

PLATAFORMA SISVER

COVID-19 Sinaloa:

Casos y Defunciones JURISDICCIÓN MOCHIS



NUEVA NORMALIDAD

835

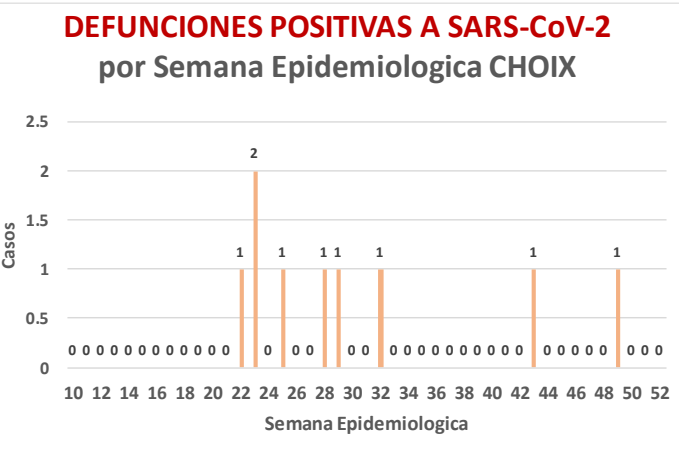
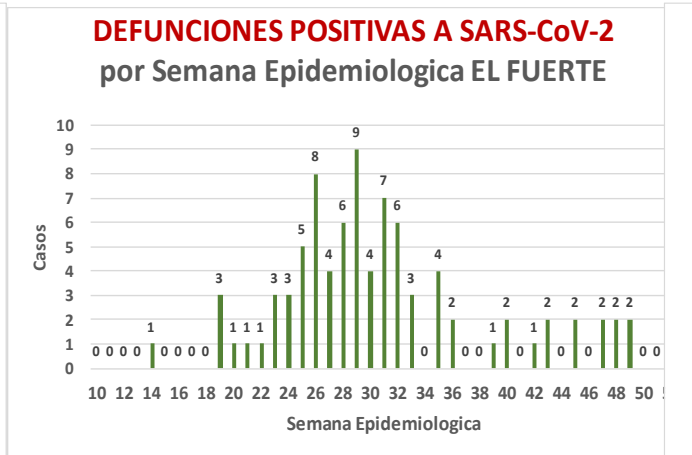
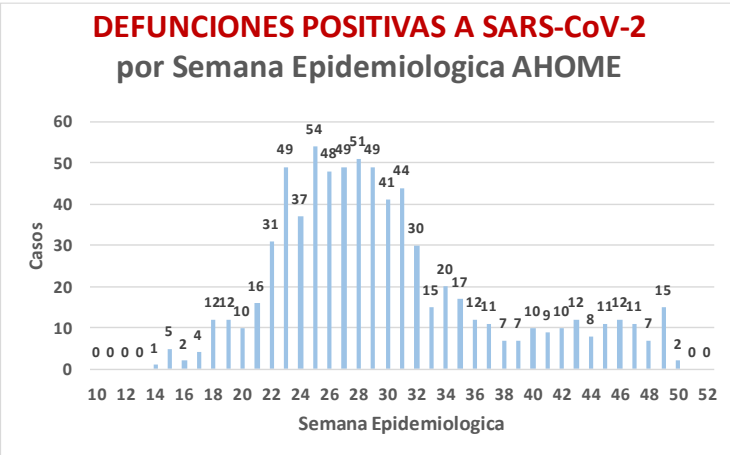
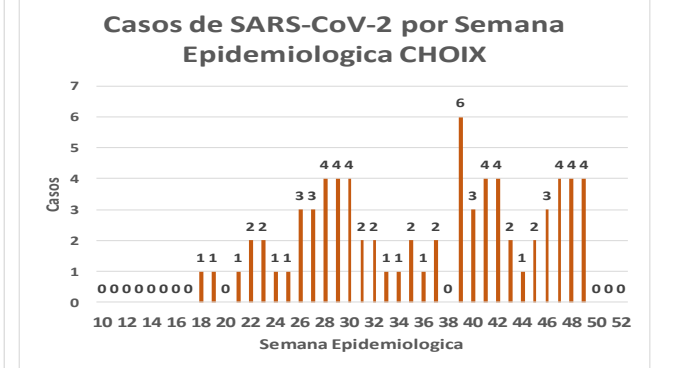
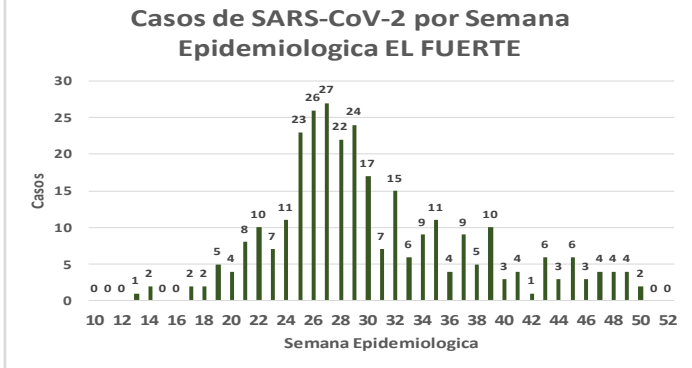
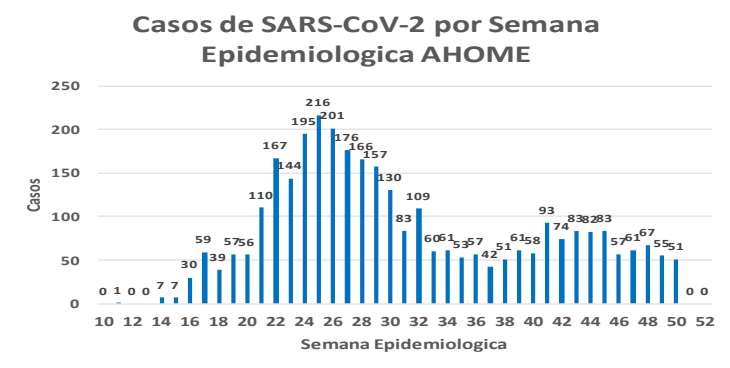
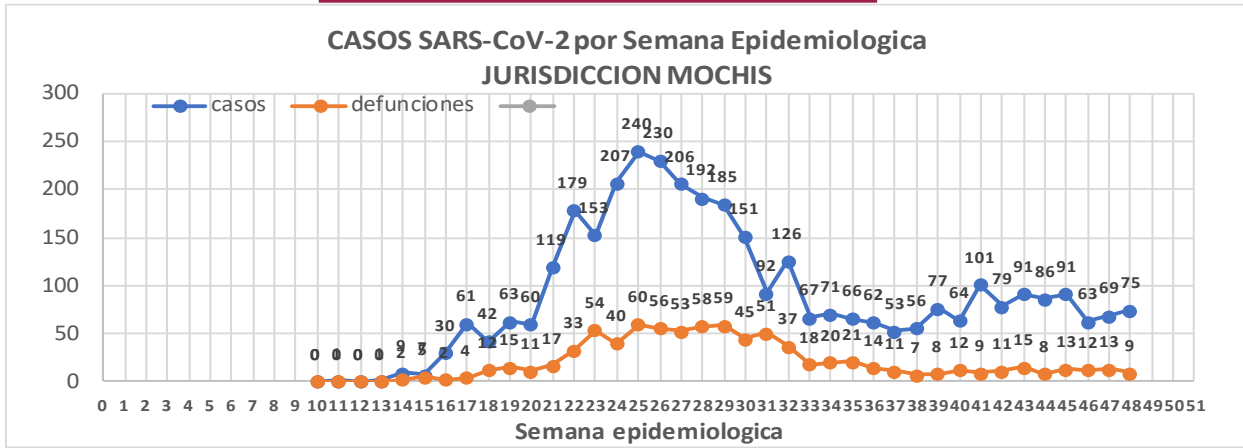
Defunciones Jurisdicción Mochis



Datos actualizados al **miércoles, 9 de diciembre de 2020**

| JURISDICCION SANITARIA | Casos Acum. SARS-CoV-2* | % |
|------------------------|-------------------------|---------------|
| Jurisd. No. 1 Mochis | 3641 | 100.0% |
| AHOME | 3259 | 89.5% |
| CHOIX | 75 | 2.1% |
| EL FUERTE | 307 | 8.4% |

* Municipio de residencia



NUEVA
NORMALIDAD

835

Defunciones
Jurisdicción
Mochis



JURISDICCION No. 1 , MOCHIS

| INSTITUCION | NO ADECUADO | RECHAZADA | NO RECIBIDA | SOSPECHOSOS | TOTAL CON MUESTRA | % SOSPECHOSOS |
|--------------------|-------------|-----------|-------------|--------------|-------------------|---------------|
| IMSS | 0 | 48 | 9 | 3,940 | 3,997 | 51.2% |
| IMSS-OPORTUNIDADES | 0 | 5 | 0 | 305 | 310 | 4.0% |
| ISSSTE | 1 | 6 | 0 | 447 | 454 | 5.8% |
| PRIVADA | 1 | 1 | 0 | 125 | 127 | 1.6% |
| SEDENA | 0 | 0 | 0 | 5 | 5 | 0.1% |
| SEMAR | 3 | 4 | 1 | 143 | 151 | 1.9% |
| SSA | 32 | 8 | 0 | 2,712 | 2,752 | 35.3% |
| PEMEX | 0 | 0 | 0 | 0 | 0 | 0.0% |
| ESTATAL | 0 | 0 | 0 | 3 | 3 | 0.0% |
| MUNICIPAL | 0 | 1 | 0 | 0 | 1 | 0.0% |
| TOTAL | 37 | 73 | 10 | 7,680 | 7,800 | 100.0% |
| | 0.5% | 0.9% | 0.1% | 98.5% | 100.0% | |

| RESULTADO DEFINITIVO EN PLATAFORMA SISVER; JUR MOCHIS | |
|---|------|
| SARS-CoV-2 | 3666 |
| NEGATIVO | 3717 |
| NO RECIBIDA | 10 |
| INF AH1N1 PMD | 54 |
| RECHAZADA | 73 |
| B | 18 |
| A H3 | 1 |
| METAPNEUMOVIRUS | 3 |
| ENTEROV//RHINOVIRUS | 2 |
| CORONA OC43 | 0 |
| NO ADECUADO | 37 |
| INF A | 3 |
| CORONA 229E | 0 |
| CORONA NL63 | 0 |
| CORONA HKU1 | 0 |
| VSR | 1 |
| ADENOVIRUS | 0 |
| PARAINFLUENZA 3 | 0 |
| NO SUBTIPIFICADO | 0 |

INFORMACION AL DIA : miércoles, 9 de diciembre de 2020

SE TOMO MUESTRA PERO SIN RECEPCION EN LABORATORIO

| Municipios | IMSS | IMSS-OPORTUNIDADES | ISSSTE | PRIVADA | SEDENA | SEMAR | SSA | PEMEX | ESTATAL | MUNICIPAL | TOTAL |
|---------------------------|------------|--------------------|-----------|-----------|----------|----------|-----------|----------|----------|-----------|------------|
| AHOME | 147 | 2 | 9 | 17 | 0 | 4 | 7 | 0 | 0 | 0 | 186 |
| CHOIX | 2 | 0 | 0 | 1 | 0 | 0 | 4 | 0 | 0 | 0 | 7 |
| EL FUERTE | 10 | 8 | 1 | 3 | 0 | 0 | 0 | 0 | 0 | 0 | 22 |
| TOTAL JURISDICCION | 159 | 10 | 10 | 21 | 0 | 4 | 11 | 0 | 0 | 0 | 215 |

Unidades de Salud que han reportado en SISVER

| MUNICIPIO | CLUES | SECTOR | UNIDAD | Defunciones en la Semana Epidemiológica | | | Total Defunciones Asociadas a SarsCov-2 | Casos confirmados en la Semana Epidemiológica | | | Total de Casos Confirmados | Tasa letalidad X 100 (D/G)*100 | Lugar Letalidad | PRUEBAS REALIZADAS en la Sem Epidemiologica | | | INDICE DE POSITIVIDAD | Lugar de Índice de POSITIVIDAD |
|--------------------------|-------------|---------|--|---|----------------|----------|---|---|----------------|------------|----------------------------|--------------------------------|-----------------|---|----------------|-------------|-----------------------|--------------------------------|
| | | | | SEM EPI NUM-48 | SEM EPI NUM-49 | Aumento | | SEM EPI NUM-48 | SEM EPI NUM-49 | Aumento | | | | SEM EPI NUM-48 | SEM EPI NUM-49 | Aumento | | |
| AHOME | SLSMP000831 | PRIVADA | CLINICA ANGELES | 0 | 0 | 0 | 0 | 0 | 0 | 0 | 1 | 0.00 | 13 | 0 | 0 | 0 | - | - |
| AHOME | SLSMP000032 | PRIVADA | CLINICA SANTA MARIA | 0 | 0 | 0 | 0 | 0 | 0 | 0 | 1 | 0.00 | 13 | 0 | 0 | 0 | - | - |
| AHOME | SLIMS000015 | IMSS | HGP 2 LOS MOCHIS | 0 | 0 | 0 | 3 | 0 | 0 | 0 | 68 | 4.41 | 9 | 4 | 3 | -1 | 0.00 | 9 |
| AHOME | SLIMS000020 | IMSS | HGZ 49 LOS MOCHIS | 8 | 15 | 7 | 528 | 23 | 24 | 1 | 1,390 | 37.99 | 4 | 48 | 36 | -12 | 66.67 | 2 |
| AHOME | SLSMP000114 | PRIVADA | HOSPITAL FATIMA | 0 | 0 | 0 | 23 | 0 | 0 | 0 | 60 | 38.33 | 3 | 1 | 0 | -1 | - | - |
| AHOME | SLSMP000155 | PRIVADA | HOSPITAL GENERAL CENTRO MEDICO DE LOS MOCHIS | 0 | 0 | 0 | 2 | 0 | 0 | 0 | 3 | 66.67 | 1 | 0 | 0 | 0 | - | - |
| AHOME | SLSSA000024 | SSA | HOSPITAL GENERAL LOS MOCHIS | 1 | 0 | -1 | 214 | 5 | 6 | 1 | 595 | 35.97 | 5 | 22 | 16 | -6 | 37.50 | 4 |
| AHOME | SLIST000015 | ISSSTE | LOS MOCHIS | 1 | 2 | 1 | 133 | 4 | 2 | -2 | 335 | 39.70 | 2 | 11 | 6 | -5 | 33.33 | 6 |
| AHOME | SLSSA000036 | SSA | LOS MOCHIS | 0 | 0 | 0 | 0 | 0 | 0 | 0 | 0 | - | - | 0 | 0 | 0 | - | - |
| AHOME | SLSSA017332 | SSA | OFICINAS JURISDICCIONALES | 0 | 0 | 0 | 2 | 12 | 2 | -10 | 510 | 0.39 | 12 | 51 | 12 | -39 | 16.67 | 8 |
| AHOME | SLSMP000061 | PRIVADA | SALUD INTEGRAL SINALOENSE C.S. | 0 | 0 | 0 | 4 | 1 | 1 | 0 | 17 | 23.53 | 7 | 2 | 2 | 0 | 50.00 | 3 |
| AHOME | SLSMA000010 | SEMAR | SANATORIO NAVAL DE TOPOLOBAMPO | 0 | 0 | 0 | 1 | 1 | 1 | 0 | 82 | 1.22 | 11 | 2 | 3 | 1 | 33.33 | 6 |
| AHOME | SLIMS000085 | IMSS | UMF 5 TOPOLOBAMPO | 0 | 0 | 0 | 0 | 1 | 0 | -1 | 9 | 0.00 | 13 | 1 | 0 | -1 | - | - |
| AHOME | SLIMS000032 | IMSS | UMF 37 LOS MOCHIS | 0 | 0 | 0 | 8 | 32 | 28 | -4 | 602 | 1.33 | 10 | 124 | 82 | -42 | 34.15 | 5 |
| AHOME | SLIMS000044 | IMSS | UMFH 6 AHOME | 0 | 0 | 0 | 0 | 0 | 0 | 0 | 2 | 0.00 | 13 | 1 | 0 | -1 | - | - |
| AHOME | SLIMS000073 | IMSS | UMFH 13 SAN MIGUEL | 0 | 0 | 0 | 1 | 0 | 0 | 0 | 4 | 25.00 | 6 | 0 | 1 | 1 | 0.00 | 9 |
| AHOME | SLIMS000476 | IMSS | UMFH 33 EL CARRIZO | 0 | 0 | 0 | 0 | 0 | 1 | 1 | 1 | 0.00 | 13 | 0 | 1 | 1 | 100.00 | 1 |
| AHOME | SLIMS000061 | IMSS | UMFH 7 HIGUERA | 0 | 0 | 0 | 1 | 0 | 0 | 0 | 7 | 14.29 | 8 | 0 | 0 | 0 | - | - |
| TOTAL MPIO. AHOME | | | | 10 | 17 | 7 | 920 | 79 | 65 | -14 | 3687 | 24.95 | | 267 | 162 | -105 | 40.12 | |

| | | | | | | | | | | | | | | | | | | |
|--------------------------|-------------|-----|-------------------------|----------|----------|----------|----------|----------|----------|----------|-----------|-------------|---|----------|----------|-----------|--------------|---|
| CHOIX | SLSSA018352 | SSA | CENTRO DE SALUD CHOIX | 0 | 0 | 0 | 0 | 3 | 3 | 0 | 30 | 0.00 | 1 | 8 | 5 | -3 | 60.00 | 3 |
| CHOIX | SLSSA000963 | SSA | HOSPITAL INTEGRAL CHOIX | 0 | 0 | 0 | 0 | 0 | 0 | 0 | 7 | 0.00 | 1 | 0 | 0 | 0 | - | - |
| TOTAL MPIO. CHOIX | | | | 0 | 0 | 0 | 0 | 3 | 3 | 0 | 37 | 0.00 | | 8 | 5 | -3 | 60.00 | |

| | | | | | | | | | | | | | | | | | | |
|------------------------------|-------------|----------|-------------------|----------|----------|----------|-----------|----------|----------|----------|------------|--------------|---|----------|----------|----------|--------------|---|
| EL FUERTE | SLIMO000576 | IMSS-OPC | HR FUERTE, EL | 0 | 2 | 2 | 24 | 0 | 2 | 2 | 164 | 14.63 | 2 | 2 | 4 | 2 | 50.00 | 4 |
| EL FUERTE | SLIMS000266 | IMSS | UMF 14 SANTA ROSA | 0 | 0 | 0 | 1 | 0 | 0 | 0 | 2 | 50.00 | 1 | 0 | 0 | 0 | - | - |
| EL FUERTE | SLIMS000522 | IMSS | UMF 43 SAN BLAS | 0 | 0 | 0 | 0 | 0 | 0 | 0 | 1 | 0.00 | 3 | 0 | 0 | 0 | - | - |
| TOTAL MPIO. EL FUERTE | | | | 0 | 2 | 2 | 25 | 0 | 2 | 2 | 167 | 14.97 | | 2 | 4 | 2 | 50.00 | |

| | | | | | | | | | | | | | | | | | | |
|-------------------------------------|--|--|--|-----------|-----------|----------|------------|-----------|-----------|------------|--------------|--------------|--|------------|------------|-------------|--------------|--|
| TOTAL JURISDICCION 1, MOCHIS | | | | 10 | 19 | 9 | 945 | 82 | 70 | -12 | 3,891 | 24.29 | | 277 | 171 | -106 | 40.94 | |
|-------------------------------------|--|--|--|-----------|-----------|----------|------------|-----------|-----------|------------|--------------|--------------|--|------------|------------|-------------|--------------|--|

NUEVA NORMALIDAD

INDICE DE POSITIVIDAD 40.94

TASA DE LETALIDAD 24.29



COVID-19 Sinaloa:

Casos y Defunciones JURISDICCIÓN CULIACÁN



NUEVA NORMALIDAD

1576

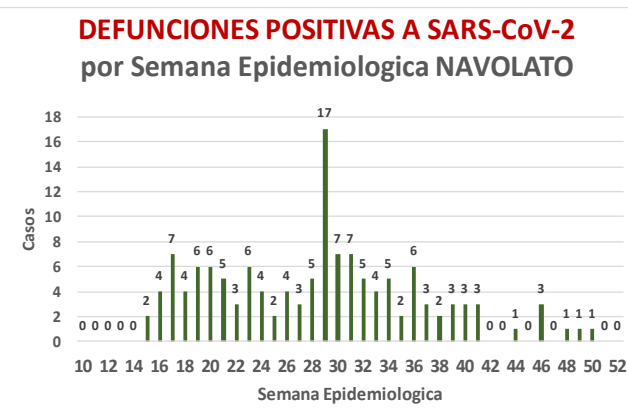
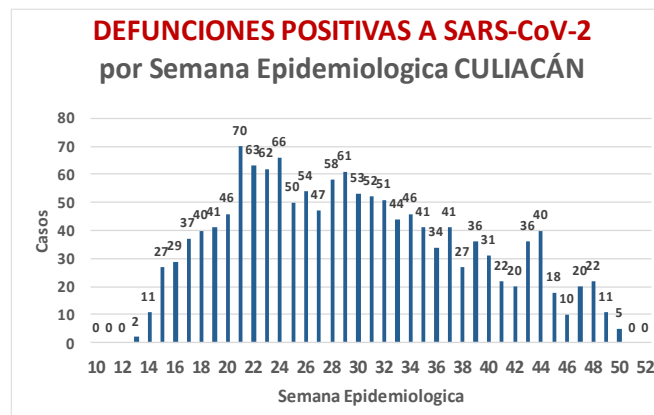
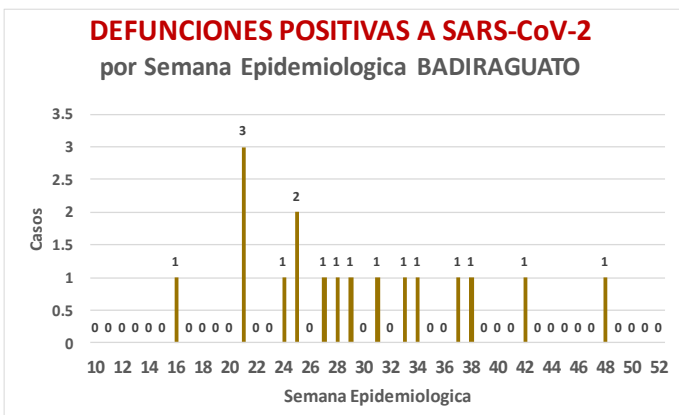
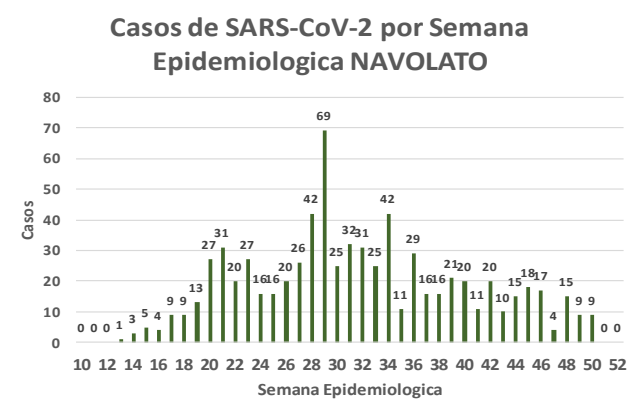
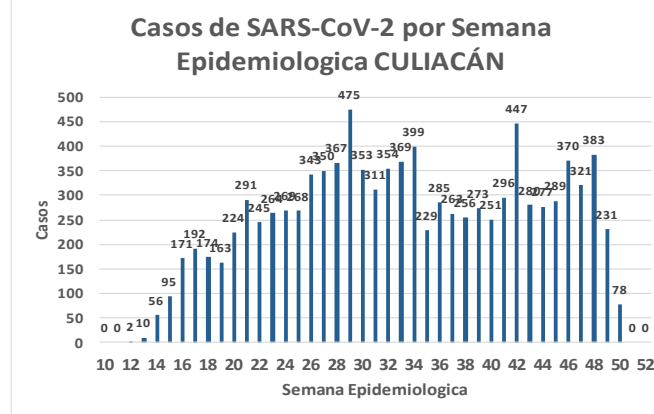
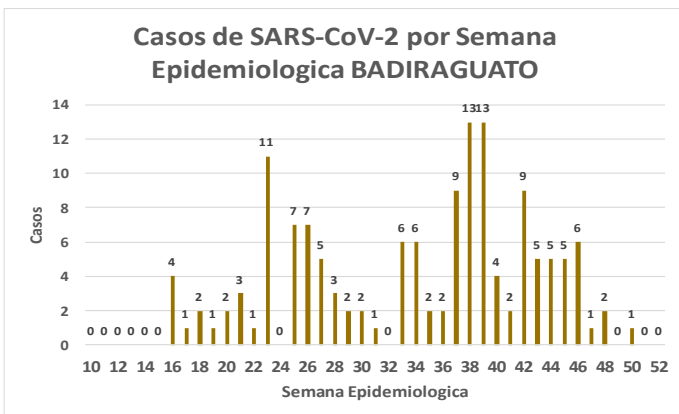
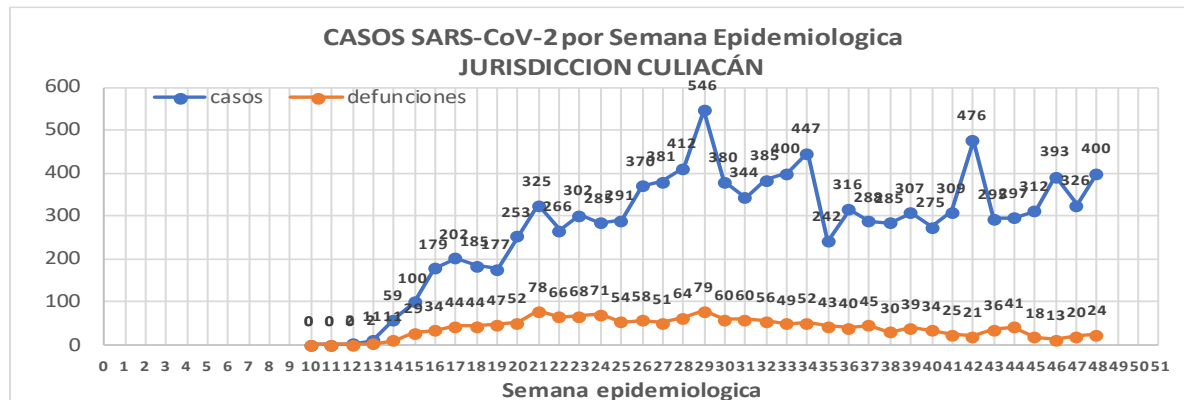
Defunciones Jurisdicción Culiacán



Datos actualizados al **miércoles, 9 de diciembre de 2020**

| JURISDICCION SANITARIA | Casos Acum. SARS-CoV-2* | % |
|-------------------------------|-------------------------|---------------|
| Jurisd. No. 4 Culiacán | 11151 | 100.0% |
| BADIRAGUATO | 143 | 1.3% |
| CULIACAN | 10274 | 92.1% |
| NAVOLATO | 734 | 6.6% |

* Municipio de residencia



Jurisd. No. 4 Culiacán

| INSTITUCION | NO ADECUADO | RECHAZADA | NO RECIBIDA | SOSPECHOSOS | TOTAL CON MUESTRA | % SOSPECHOSOS |
|--------------------|-------------|------------|-------------|---------------|-------------------|---------------|
| IMSS | 1 | 189 | 37 | 10,482 | 10,709 | 44.6% |
| IMSS-OPORTUNIDADES | 0 | 0 | 0 | 21 | 21 | 0.1% |
| ISSSTE | 1 | 35 | 17 | 2,406 | 2,459 | 10.2% |
| PRIVADA | 2 | 13 | 53 | 714 | 782 | 3.3% |
| SEDENA | 0 | 0 | 0 | 22 | 22 | 0.1% |
| SEMAR | 0 | 0 | 0 | 1 | 1 | 0.0% |
| SSA | 44 | 226 | 23 | 8,729 | 9,022 | 37.6% |
| PEMEX | 0 | 0 | 0 | 0 | 0 | 0.0% |
| ESTATAL | 5 | 10 | 2 | 984 | 1,001 | 4.2% |
| MUNICIPAL | 0 | 0 | 0 | 0 | 0 | 0.0% |
| TOTAL | 53 | 473 | 132 | 23,359 | 24,017 | 100.0% |
| | 0.2% | 2.0% | 0.5% | 97.3% | 100.0% | |

RESULTADO DEFINITIVO EN PLATAFORMA SISVER; JUR CULIACAN

| | |
|---------------------|-------|
| SARS-CoV-2 | 11310 |
| NEGATIVO | 11259 |
| NO RECIBIDA | 132 |
| INF AH1N1 PMD | 26 |
| RECHAZADA | 473 |
| B | 26 |
| A H3 | 7 |
| METAPNEUMOVIRUS | 1 |
| ENTEROV//RHINOVIRUS | 10 |
| CORONA OC43 | 1 |
| NO ADECUADO | 53 |
| INF A | 4 |
| CORONA 229E | 1 |
| CORONA NL63 | 1 |
| CORONA HKU1 | 1 |
| VSR | 1 |
| ADENOVIRUS | 0 |
| PARAINFLUENZA 3 | 1 |
| NO SUBTIPIFICADO | 0 |

NUEVA NORMALIDAD

1576

Defunciones
Jurisdicción
Culiacán

INFORMACION AL DIA : miércoles, 9 de diciembre de 2020

SE TOMO MUESTRA PERO SIN RECEPCION EN LABORATORIO

| Municipios | IMSS | IMSS-OPORTUNIDADES | ISSSTE | PRIVADA | SEDENA | SEMAR | SSA | PEMEX | ESTATAL | MUNICIPAL | TOTAL |
|---------------------------|------------|--------------------|------------|-----------|----------|----------|-----------|----------|----------|-----------|------------|
| BADIRAGUATO | 0 | 0 | 3 | 1 | 0 | 0 | 2 | 0 | 0 | 0 | 6 |
| CULIACAN | 125 | 0 | 419 | 30 | 3 | 0 | 58 | 0 | 5 | 0 | 640 |
| NAVOLATO | 44 | 0 | 14 | 0 | 0 | 0 | 6 | 0 | 0 | 0 | 64 |
| TOTAL JURISDICCION | 169 | 0 | 436 | 31 | 3 | 0 | 66 | 0 | 5 | 0 | 710 |





Unidades de Salud que han reportado en SISVER

| MUNICIPIO | CLUES | SECTOR | UNIDAD | Defunciones en la Semana Epidemiológica | | | Total Defunciones Asociadas a SarsCov-2 | Casos confirmados en la Semana Epidemiológica | | | Total de Casos Confirmados | Tasa Letalidad X 100 (D/G)*100 | Lugar Letalidad | PRUEBAS REALIZADAS en la Sem Epidemiológica | | | INDICE DE POSITIVIDAD | Lugar de Índice de POSITIVIDAD | |
|---------------------------------------|-------------|---------|--|---|----------------|------------|---|---|----------------|-------------|----------------------------|--------------------------------|-----------------|---|----------------|-------------|-----------------------|--------------------------------|--|
| | | | | SEM EPI NUM-48 | SEM EPI NUM-49 | Aumento | | SEM EPI NUM-48 | SEM EPI NUM-49 | Aumento | | | | SEM EPI NUM-48 | SEM EPI NUM-49 | Aumento | | | |
| CULIACÁN | SLSSA000905 | SSA | ADOLFO LOPEZ MATEOS (EL TAMARINDO) | 0 | 0 | 0 | 0 | 0 | 0 | 0 | 0 | - | - | 0 | 0 | 0 | - | - | |
| CULIACÁN | XXDES002092 | SSA | BRIGADA EPIDEMIOLOGICA CULIACAN | 0 | 0 | 0 | 0 | 0 | 0 | 0 | 13 | 0.00 | 21 | 0 | 0 | 0 | - | - | |
| CULIACÁN | SLSMP000365 | PRIVADA | CLINICA DE REHABILITACION Y ESPECIALIDADES | 0 | 0 | 0 | 1 | 0 | 0 | 0 | 20 | 5.00 | 11 | 0 | 0 | 0 | - | - | |
| CULIACÁN | SLSMP000370 | PRIVADA | CLINICA HOSPITAL CULIACAN S. A. DE C. V. | 0 | 0 | 0 | 8 | 0 | 0 | 0 | 15 | 53.33 | 1 | 0 | 0 | 0 | - | - | |
| CULIACÁN | SLSSA000794 | SSA | COSTA RICA | 0 | 0 | 0 | 0 | 0 | 0 | 0 | 0 | - | - | 0 | 0 | 0 | - | - | |
| CULIACÁN | SLIST000073 | ISSSTE | CULIACAN | 0 | 0 | 0 | 0 | 0 | 0 | 0 | 0 | - | - | 0 | 0 | 0 | - | - | |
| CULIACÁN | SLSSA000753 | SSA | CULIACAN | 0 | 0 | 0 | 0 | 5 | 1 | -4 | 474 | 0.00 | 21 | 9 | 5 | -4 | 20.00 | 14 | |
| CULIACÁN | SLSSA000741 | SSA | CULIACAN (AGUARUTO) | 0 | 0 | 0 | 0 | 0 | 0 | 0 | 5 | 0.00 | 21 | 0 | 0 | 0 | - | - | |
| CULIACÁN | SLSSA000695 | SSA | CULIACAN (PEMEX) | 0 | 0 | 0 | 0 | 0 | 0 | 0 | 2 | 0.00 | 21 | 0 | 0 | 0 | - | - | |
| CULIACÁN | SLIST000085 | ISSSTE | DR. M.CARDENAS DE LA VEGA | 0 | 0 | 0 | 333 | 179 | 14 | -165 | 1,249 | 26.66 | 6 | 357 | 35 | -322 | 40.00 | 4 | |
| CULIACÁN | SLSSA002474 | SSA | EL DORADO | 0 | 0 | 0 | 0 | 0 | 0 | 0 | 0 | - | - | 0 | 0 | 0 | - | - | |
| CULIACÁN | SLIMS000131 | IMSS | HGR 1 CULIACAN | 17 | 10 | -7 | 805 | 27 | 37 | 10 | 2,421 | 33.25 | 4 | 84 | 99 | 15 | 37.37 | 8 | |
| CULIACÁN | SLIMS000184 | IMSS | HGZMF 28 COSTA RICA | 1 | 0 | -1 | 58 | 3 | 2 | -1 | 310 | 18.71 | 9 | 4 | 3 | -1 | 66.67 | 1 | |
| CULIACÁN | SLSMP000534 | PRIVADA | HOSPITAL ANGELES CULIACAN | 0 | 0 | 0 | 0 | 0 | 0 | 0 | 247 | 0.00 | 21 | 0 | 0 | 0 | - | - | |
| CULIACÁN | SLSME000016 | ESTATAL | HOSPITAL CIVIL DE CULIACAN | 2 | 0 | -2 | 132 | 8 | 5 | -3 | 614 | 21.50 | 8 | 29 | 10 | -19 | 50.00 | 2 | |
| CULIACÁN | SLSSA000666 | SSA | HOSPITAL GENERAL CULIACAN | 4 | 1 | -3 | 253 | 17 | 7 | -10 | 908 | 27.86 | 5 | 58 | 24 | -34 | 29.17 | 11 | |
| CULIACÁN | SLSSA018265 | SSA | HOSPITAL GENERAL EL DORADO | 0 | 0 | 0 | 3 | 5 | 2 | -3 | 83 | 3.61 | 12 | 6 | 5 | -1 | 40.00 | 4 | |
| CULIACÁN | SLSSA000811 | SSA | HOSPITAL INTEGRAL EL DORADO | 0 | 0 | 0 | 0 | 0 | 0 | 0 | 2 | 0.00 | 21 | 0 | 0 | 0 | - | - | |
| CULIACÁN | SLSSA017582 | SSA | HOSPITAL INTEGRAL VALLE DE SAN LORENZO | 0 | 0 | 0 | 0 | 0 | 0 | 0 | 0 | - | - | 0 | 0 | 0 | - | - | |
| CULIACÁN | SLSSA017606 | SSA | HOSPITAL MATERNO NEONATAL | 0 | 0 | 0 | 1 | 0 | 5 | 5 | 86 | 1.16 | 18 | 28 | 35 | 7 | 14.29 | 16 | |
| CULIACÁN | SLSME000021 | ESTATAL | HOSPITAL PEDIATRICO DE SINALOA | 0 | 0 | 0 | 0 | 0 | 0 | 0 | 2 | 0.00 | 21 | 0 | 0 | 0 | - | - | |
| CULIACÁN | SLSSA002556 | SSA | HOSPITAL PEDIATRICO DE SINALOA | 0 | 0 | 0 | 4 | 2 | 3 | 1 | 214 | 1.87 | 15 | 14 | 13 | -1 | 23.08 | 12 | |
| CULIACÁN | SLSSA002643 | SSA | JURISDICCION SANITARIA IV CULIACAN | 0 | 0 | 0 | 2 | 61 | 21 | -40 | 1,885 | 0.11 | 20 | 169 | 60 | -109 | 35.00 | 9 | |
| CULIACÁN | SLSMP002815 | PRIVADA | MEDICA DE LA CIUDAD | 0 | 0 | 0 | 7 | 0 | 0 | 0 | 51 | 13.73 | 10 | 0 | 0 | 0 | - | - | |
| CULIACÁN | SLSSA000852 | SSA | OBISPO | 0 | 0 | 0 | 0 | 0 | 0 | 0 | 0 | - | - | 0 | 0 | 0 | - | - | |
| CULIACÁN | SLSSA017455 | SSA | OFICINAS JURISDICCIONALES | 0 | 0 | 0 | 0 | 0 | 0 | 0 | 34 | 0.00 | 21 | 0 | 0 | 0 | - | - | |
| CULIACÁN | SLSMP000440 | PRIVADA | OPERADORA NUEVA CLINICA SANTA MARIA S.A DE C.V | 0 | 0 | 0 | 3 | 0 | 0 | 0 | 6 | 50.00 | 2 | 0 | 0 | 0 | - | - | |
| CULIACÁN | SLSSA000876 | SSA | QUILA | 0 | 0 | 0 | 0 | 0 | 0 | 0 | 6 | 0.00 | 21 | 0 | 0 | 0 | - | - | |
| CULIACÁN | SLSMP000411 | PRIVADA | SANATORIO BATIZ RAMOS | 0 | 0 | 0 | 0 | 0 | 0 | 0 | 1 | 0.00 | 21 | 0 | 0 | 0 | - | - | |
| CULIACÁN | SLSMP000394 | PRIVADA | SANATORIO CEMSI CHAPULTEPEC | 0 | 0 | 0 | 1 | 0 | 0 | 0 | 3 | 33.33 | 3 | 0 | 0 | 0 | - | - | |
| CULIACÁN | SLIMS000143 | IMSS | UMF 35 CULIACAN | 0 | 0 | 0 | 6 | 37 | 41 | 4 | 835 | 0.72 | 19 | 117 | 107 | -10 | 38.32 | 7 | |
| CULIACÁN | SLIMS000155 | IMSS | UMF 36 CULIACAN | 1 | 1 | 0 | 18 | 42 | 39 | -3 | 677 | 2.66 | 13 | 92 | 96 | 4 | 40.63 | 3 | |
| CULIACÁN | SLIMS000160 | IMSS | UMF 46 CULIACAN | 0 | 0 | 0 | 7 | 18 | 10 | -8 | 447 | 1.57 | 16 | 59 | 50 | -9 | 20.00 | 14 | |
| CULIACÁN | SLIMS000172 | IMSS | UMF 52 CULIACAN | 0 | 0 | 0 | 3 | 9 | 7 | -2 | 135 | 2.22 | 14 | 13 | 20 | 7 | 35.00 | 9 | |
| CULIACÁN | SLIMS000633 | IMSS | UMF 55 CULIACAN | 0 | 0 | 0 | 5 | 19 | 8 | -11 | 335 | 1.49 | 17 | 53 | 38 | -15 | 21.05 | 13 | |
| CULIACÁN | SLIMS000196 | IMSS | UMFH 22 EL DORADO | 0 | 0 | 0 | 6 | 2 | 4 | 2 | 26 | 23.08 | 7 | 10 | 10 | 0 | 40.00 | 4 | |
| TOTAL MPIO. CULIACAN | | | | 25 | 12 | -13 | 1,656 | 434 | 206 | -228 | 11,106 | 14.91 | | 1,102 | 610 | -492 | 33.77 | | |
| BADIRAGUATO | SLSSA018060 | SSA | CARAVANA DE LA SALUD TIPO 0 EL CASTILLO | 0 | 0 | 0 | 0 | 0 | 0 | 0 | 0 | - | - | 0 | 0 | 0 | - | - | |
| BADIRAGUATO | SLSSA000362 | SSA | HIGUERAS DE ALVAREZ BORBOA(H DELOS MONZO | 0 | 0 | 0 | 0 | 0 | 0 | 0 | 0 | - | - | 0 | 0 | 0 | - | - | |
| BADIRAGUATO | SLSSA000246 | SSA | HOSPITAL INTEGRAL BADIRAGUATO | 0 | 0 | 0 | 0 | 0 | 0 | 0 | 111 | 0.00 | 1 | 2 | 1 | -1 | 0.00 | 1 | |
| TOTAL MPIO. BADIRAGUATO | | | | 0 | 0 | 0 | 0 | 0 | 0 | 0 | 0 | 111 | 0.00 | | 2 | 1 | -1 | 0.00 | |
| NAVOLATO | SLIMS000435 | IMSS | HGSMF 4 NAVOLATO | 0 | 0 | 0 | 4 | 4 | 1 | -3 | 280 | 1.43 | 2 | 15 | 7 | -8 | 14.29 | 3 | |
| NAVOLATO | SLSSA002491 | SSA | HOSPITAL INTEGRAL NAVOLATO | 0 | 0 | 0 | 0 | 0 | 2 | 2 | 38 | 0.00 | 3 | 0 | 3 | 3 | 66.67 | 1 | |
| NAVOLATO | SLSSA002305 | SSA | SAN PEDRO | 0 | 0 | 0 | 0 | 0 | 0 | 0 | 8 | 0.00 | 3 | 0 | 0 | 0 | - | - | |
| NAVOLATO | SLIMS000440 | IMSS | UMFH 11 VILLA JUAREZ | 0 | 0 | 0 | 5 | 0 | 1 | 1 | 62 | 8.06 | 1 | 1 | 3 | 2 | 33.33 | 2 | |
| TOTAL MPIO. NAVOLATO | | | | 0 | 0 | 0 | 9 | 4 | 4 | 0 | 388 | 2.32 | | 16 | 13 | -3 | 30.77 | | |
| TOTAL JURISDICCION 4, CULIACAN | | | | 25 | 12 | -13 | 1,665 | 438 | 210 | -228 | 11,605 | 14.35 | | 1,120 | 624 | -496 | 33.65 | | |

NUEVA NORMALIDAD

INDICE DE POSITIVIDAD
33.65

TASA DE LETALIDAD
14.35



COVID-19 Sinaloa:

Casos y Defunciones JURISDICCIÓN MAZATLÁN



SALUD
SECRETARÍA DE SALUD

NUEVA NORMALIDAD

732

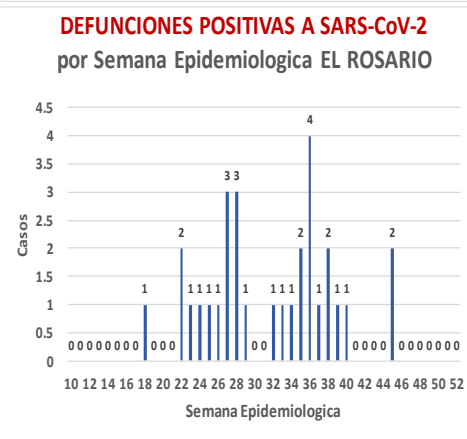
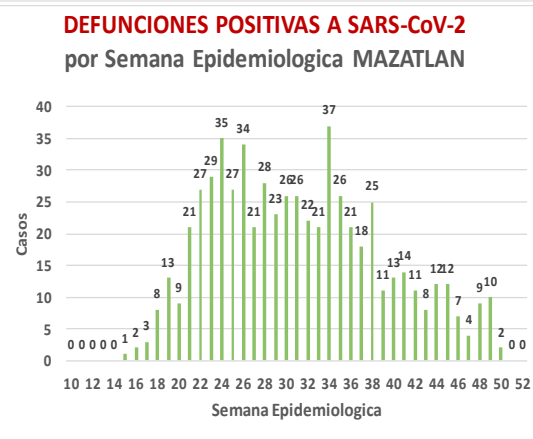
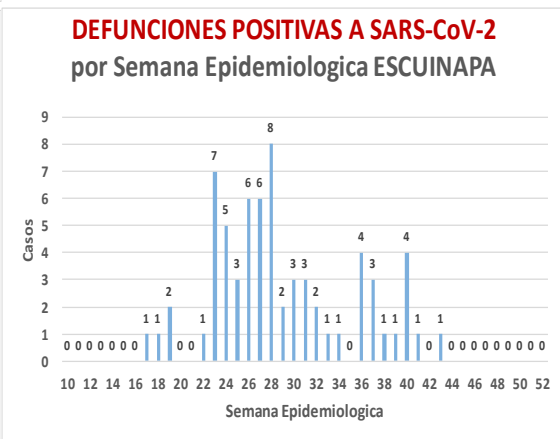
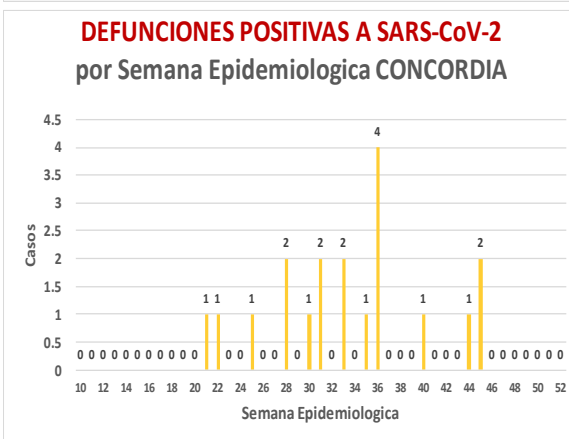
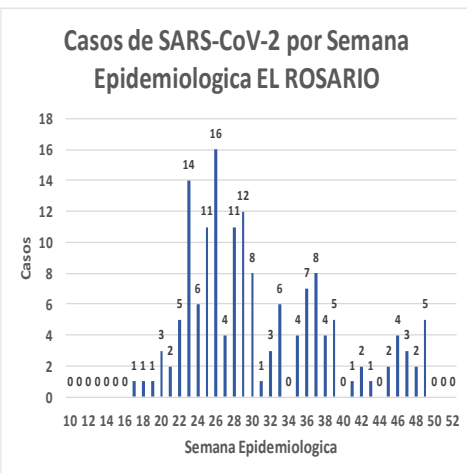
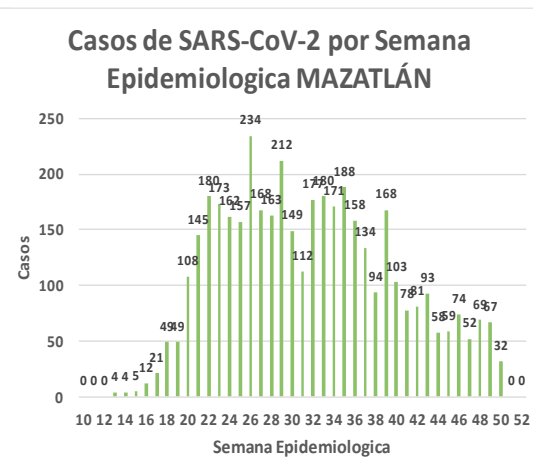
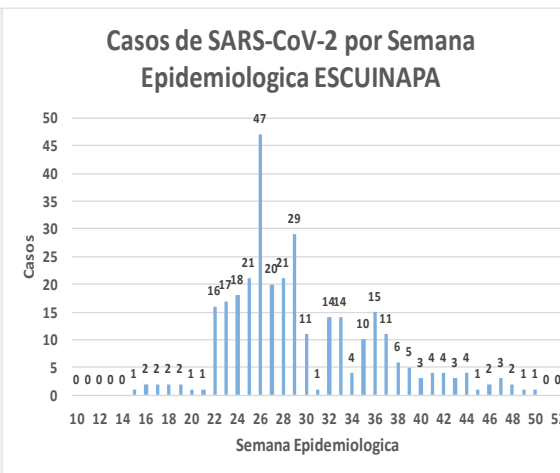
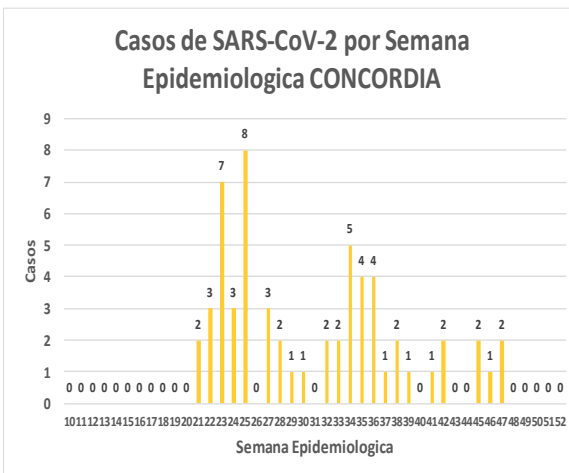
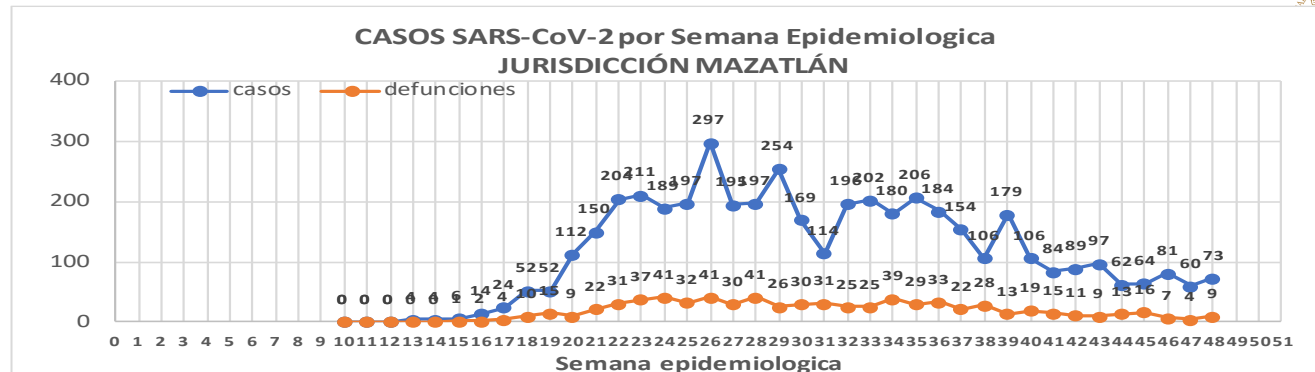
Defunciones Jurisdicción Mazatlán



Datos actualizados al **miércoles, 9 de diciembre de 2020**

| JURISDICCIÓN SANITARIA | Casos Acum. SARS-CoV-2* | % |
|-------------------------------|-------------------------|---------------|
| Jurisd. No. 6 Mazatlan | 4674 | 100.0% |
| CONCORDIA | 59 | 1.3% |
| ESCUINAPA | 319 | 6.8% |
| MAZATLAN | 4143 | 88.6% |
| ROSARIO | 153 | 3.3% |

* Municipio de residencia



**NUEVA
NORMALIDAD**

732
Defunciones
Jurisdicción
MAZATLÁN



Jurisd. No. 6 Mazatlan

| INSTITUCION | NO ADECUADO | RECHAZADA | NO RECIBIDA | SOSPECHOSOS | TOTAL CON MUESTRA | % SOSPECHOSOS |
|--------------------|-------------|------------|-------------|--------------|-------------------|---------------|
| IMSS | 0 | 30 | 9 | 4,111 | 4,150 | 46.1% |
| IMSS-OPORTUNIDADES | 0 | 11 | 0 | 200 | 211 | 2.3% |
| ISSSTE | 2 | 25 | 3 | 381 | 411 | 4.6% |
| PRIVADA | 4 | 26 | 1 | 296 | 327 | 3.6% |
| SEDENA | 0 | 12 | 2 | 280 | 294 | 3.3% |
| SEMAR | 0 | 9 | 2 | 173 | 184 | 2.0% |
| SSA | 19 | 31 | 7 | 3,036 | 3,093 | 34.4% |
| PEMEX | 0 | 0 | 0 | 5 | 5 | 0.1% |
| ESTATAL | 0 | 0 | 0 | 4 | 4 | 0.0% |
| MUNICIPAL | 2 | 0 | 0 | 323 | 325 | 3.6% |
| TOTAL | 27 | 144 | 24 | 8,809 | 9,004 | 100.0% |

0.3% 1.6% 0.3% 97.8% 100.0%

RESULTADO DEFINITIVO EN PLATAFORMA SISVER; JUR MAZATLÁN

| | |
|----------------------------|-------------|
| SARS-CoV-2 | 4719 |
| NEGATIVO | 3934 |
| NO RECIBIDA | 24 |
| INF AH1N1 PMD | 4 |
| RECHAZADA | 144 |
| B | 7 |
| A H3 | 6 |
| METAPNEUMOVIRUS | 1 |
| ENTEROV//RHINOVIRUS | 2 |
| CORONA OC43 | 0 |
| NO ADECUADO | 27 |
| INF A | 0 |
| CORONA 229E | 0 |
| CORONA NL63 | 0 |
| CORONA HKU1 | 0 |
| VSR | 0 |
| ADENOVIRUS | 0 |
| PARAINFLUENZA 3 | 0 |
| NO SUBTIPIFICADO | 0 |

INFORMACION AL DIA : miércoles, 9 de diciembre de 2020

SE TOMO MUESTRA PERO SIN RECEPCION EN LABORATORIO

| Municipios | IMSS | IMSS-OPORTUNIDADES | ISSSTE | PRIVADA | SEDENA | SEMAR | SSA | PEMEX | ESTATAL | MUNICIPAL | TOTAL |
|--------------|-----------|--------------------|----------|-----------|-----------|----------|-----------|----------|----------|-----------|------------|
| CONCORDIA | 0 | 0 | 0 | 0 | 1 | 0 | 0 | 0 | 0 | 0 | 1 |
| ESCUINAPA | 1 | 0 | 1 | 0 | 0 | 0 | 8 | 0 | 0 | 0 | 10 |
| MAZATLAN | 42 | 7 | 4 | 34 | 19 | 6 | 8 | 0 | 0 | 0 | 120 |
| ROSARIO | 0 | 0 | 0 | 3 | 0 | 0 | 2 | 0 | 0 | 0 | 131 |
| TOTAL | 43 | 7 | 5 | 37 | 20 | 6 | 18 | 0 | 0 | 0 | 262 |

Unidades de Salud que han reportado en SISVER

| MUNICIPIO | CLUES | SECTOR | UNIDAD | Defunciones en la Semana Epidemiológica | | | Total Defunciones Asociadas a SarsCov-2 | Casos confirmados en la Semana Epidemiológica | | | Total de Casos Confirmados | Tasa letalidad X 100 (D/G)*100 | Lugar Letalidad | PRUEBAS REALIZADAS en la Sem Epidemiológica | | | INDICE DE POSITIVIDAD | Lugar de Índice de POSITIVIDAD |
|---------------------------------------|-------------|--------------------|---|---|----------------|----------|---|---|----------------|------------|----------------------------|--------------------------------|-----------------|---|----------------|------------|-----------------------|--------------------------------|
| | | | | SEM EPI NUM-48 | SEM EPI NUM-49 | Aumento | | SEM EPI NUM-48 | SEM EPI NUM-49 | Aumento | | | | SEM EPI NUM-48 | SEM EPI NUM-49 | Aumento | | |
| MAZATLÁN | XXDES002099 | SSA | BRIGADA EPIDEMIOLOGICA MAZATLAN | 0 | 0 | 0 | 0 | 0 | 0 | 0 | 0 | - | - | 0 | 0 | 0 | - | - |
| MAZATLÁN | SLSMP000732 | PRIVADA | CLINICA HOSPITAL MARIA DEL MAR | 0 | 0 | 0 | 4 | 0 | 0 | 0 | 12 | 33.33 | 3 | 0 | 0 | 0 | - | - |
| MAZATLÁN | SLSMP000621 | PRIVADA | CLINICA DEL MAR DE MAZATLAN S.A DE C.V. | 0 | 0 | 0 | 8 | 0 | 0 | 0 | 32 | 25.00 | 5 | 1 | 0 | -1 | - | - |
| MAZATLÁN | SLIMS000341 | IMSS | HGZMF 3 MAZATLAN | 8 | 8 | 0 | 333 | 36 | 35 | -1 | 1,856 | 17.94 | 7 | 116 | 115 | -1 | 30.43 | 6 |
| MAZATLÁN | SLSSA002585 | SSA | HOSPITAL GENERAL DE MAZATLAN | 0 | 0 | 0 | 147 | 4 | 0 | -4 | 387 | 37.98 | 2 | 12 | 5 | -7 | 0.00 | 8 |
| MAZATLÁN | SLSMM000014 | MUNICIPAL | HOSPITAL MARGARITA MAZA DE JUAREZ | 0 | 0 | 0 | 15 | 0 | 0 | 0 | 208 | 7.21 | 10 | 0 | 0 | 0 | - | - |
| MAZATLÁN | SLSMP002844 | PRIVADA | HOSPITAL MARINA MAZATLAN | 0 | 0 | 0 | 5 | 0 | 3 | 3 | 88 | 5.68 | 11 | 2 | 4 | 2 | 75.00 | 1 |
| MAZATLÁN | SLSDN000016 | SEDENA | HOSPITAL MILITAR REGIONAL DE MAZATLAN, SIN. | 1 | 1 | 0 | 36 | 2 | 2 | 0 | 210 | 17.14 | 8 | 5 | 3 | -2 | 66.67 | 2 |
| MAZATLÁN | SLSMA000022 | SEMAR | HOSPITAL NAVAL DE MAZATLAN | 0 | 0 | 0 | 28 | 0 | 0 | 0 | 102 | 27.45 | 4 | 1 | 0 | -1 | - | - |
| MAZATLÁN | SLSMP000616 | PRIVADA | HOSPITAL SHARP MAZATLAN S. A DE C. V. | 0 | 0 | 0 | 7 | 0 | 0 | 0 | 35 | 20.00 | 6 | 0 | 0 | 0 | - | - |
| MAZATLÁN | SLIMO000733 | IMSS-OPORTUNIDADES | HR VILLA UNION | 0 | 1 | 1 | 12 | 1 | 0 | -1 | 114 | 10.53 | 9 | 2 | 0 | -2 | - | - |
| MAZATLÁN | SLSSA002655 | SSA | JURISDICCION SANITARIA VI MAZATLAN | 0 | 0 | 0 | 0 | 9 | 5 | -4 | 457 | 0.00 | 14 | 11 | 9 | -2 | 55.56 | 3 |
| MAZATLÁN | SLIST000196 | ISSSTE | MAZATLAN | 0 | 0 | 0 | 110 | 1 | 1 | 0 | 267 | 41.20 | 1 | 4 | 3 | -1 | 33.33 | 5 |
| MAZATLÁN | SLSSA001576 | SSA | MAZATLAN (COL. 20 DE NOVIEMBRE) | 0 | 0 | 0 | 0 | 0 | 0 | 0 | 0 | - | - | 0 | 0 | 0 | - | - |
| MAZATLÁN | SLSSA001605 | SSA | MAZATLAN (COL. CENTRO) | 0 | 0 | 0 | 0 | 7 | 0 | -7 | 399 | 0.00 | 14 | 12 | 1 | -11 | 0.00 | 8 |
| MAZATLÁN | SLSSA017501 | SSA | OFICINAS JURISDICCIONALES | 0 | 0 | 0 | 0 | 0 | 0 | 0 | 0 | - | - | 0 | 0 | 0 | - | - |
| MAZATLÁN | SLIMS000353 | IMSS | UMF 45 MAZATLAN | 0 | 0 | 0 | 2 | 7 | 3 | -4 | 87 | 2.30 | 13 | 12 | 11 | -1 | 27.27 | 7 |
| MAZATLÁN | SLIMS000645 | IMSS | UMF 56 PRADOS | 0 | 0 | 0 | 5 | 5 | 8 | 3 | 119 | 4.20 | 12 | 13 | 16 | 3 | 50.00 | 4 |
| MAZATLÁN | SLSSA002515 | SSA | VALLE DEL JARIPILLO | 0 | 0 | 0 | 0 | 0 | 0 | 0 | 1 | 0.00 | 14 | 0 | 0 | 0 | - | - |
| TOTAL MPIO. MAZATLAN | | | | 9 | 10 | 1 | 712 | 72 | 57 | -15 | 4,374 | 16.28 | | 191 | 167 | -24 | 34.13 | |
| CONCORDIA | XXDES002097 | SSA | BRIGADA EPIDEMIOLOGICA CONCORDIA | 0 | 0 | 0 | 0 | 0 | 0 | 0 | 0 | - | - | 0 | 0 | 0 | - | - |
| CONCORDIA | SLSSA000485 | SSA | CONCORDIA | 0 | 0 | 0 | 0 | 0 | 0 | 0 | 10 | 0.00 | 2 | 0 | 0 | 0 | - | - |
| CONCORDIA | SLSSA000473 | SSA | HOSPITAL INTEGRAL CONCORDIA | 0 | 0 | 0 | 1 | 0 | 0 | 0 | 14 | 7.14 | 1 | 0 | 0 | 0 | - | - |
| TOTAL MPIO. CONCORDIA | | | | 0 | 0 | 0 | 1 | 0 | 0 | 0 | 24 | 4.17 | | 0 | 0 | 0 | - | |
| ROSARIO | SLIMO000832 | IMSS-OPORTUNIDADES | EL POZOLE | 0 | 0 | 0 | 0 | 0 | 0 | 0 | 0 | - | - | 0 | 0 | 0 | - | - |
| ROSARIO | SLIST000225 | ISSSTE | EL ROSARIO | 0 | 0 | 0 | 0 | 0 | 0 | 0 | 1 | 0.00 | 2 | 0 | 0 | 0 | - | - |
| ROSARIO | SLSSA001873 | SSA | HOSPITAL INTEGRAL DE EL ROSARIO | 0 | 0 | 0 | 2 | 2 | 2 | 0 | 84 | 2.38 | 1 | 2 | 5 | 3 | 40.00 | 1 |
| ROSARIO | SLIMS000406 | IMSS | UMFH 31 EL ROSARIO | 0 | 0 | 0 | 0 | 0 | 0 | 0 | 3 | 0.00 | 2 | 0 | 0 | 0 | - | - |
| TOTAL MPIO. ROSARIO | | | | 0 | 0 | 0 | 2 | 2 | 2 | 0 | 88 | 2.27 | | 2 | 5 | 3 | 40.00 | |
| ESCUINAPA | SLSSA001132 | SSA | ESCUINAPA | 0 | 0 | 0 | 1 | 0 | 0 | 0 | 19 | 5.26 | 3 | 0 | 0 | 0 | - | - |
| ESCUINAPA | SLSSA018253 | SSA | HOSPITAL GENERAL ESCUINAPA | 0 | 0 | 0 | 39 | 1 | 2 | 1 | 235 | 16.60 | 1 | 5 | 5 | 0 | 40.00 | 2 |
| ESCUINAPA | SLSSA001173 | SSA | TEACAPAN | 0 | 0 | 0 | 0 | 0 | 0 | 0 | 0 | - | - | 0 | 0 | 0 | - | - |
| ESCUINAPA | SLIMS000230 | IMSS | UMFH 29 ESCUINAPA | 0 | 0 | 0 | 2 | 1 | 1 | 0 | 18 | 11.11 | 2 | 1 | 1 | 0 | 100.00 | 1 |
| TOTAL MPIO. ESCUINAPA | | | | 0 | 0 | 0 | 42 | 2 | 3 | 1 | 272 | 15.44 | | 6 | 6 | 0 | 50.00 | |
| TOTAL JURISDICCION 6, MAZATLÁN | | | | 9 | 10 | 1 | 757 | 76 | 62 | -14 | 4,758 | 15.91 | | 199 | 178 | -21 | 34.83 | |

NUEVA NORMALIDAD

INDICE DE POSITIVIDAD
34.83

TASA DE LETALIDAD
15.91



COVID-19 Sinaloa:

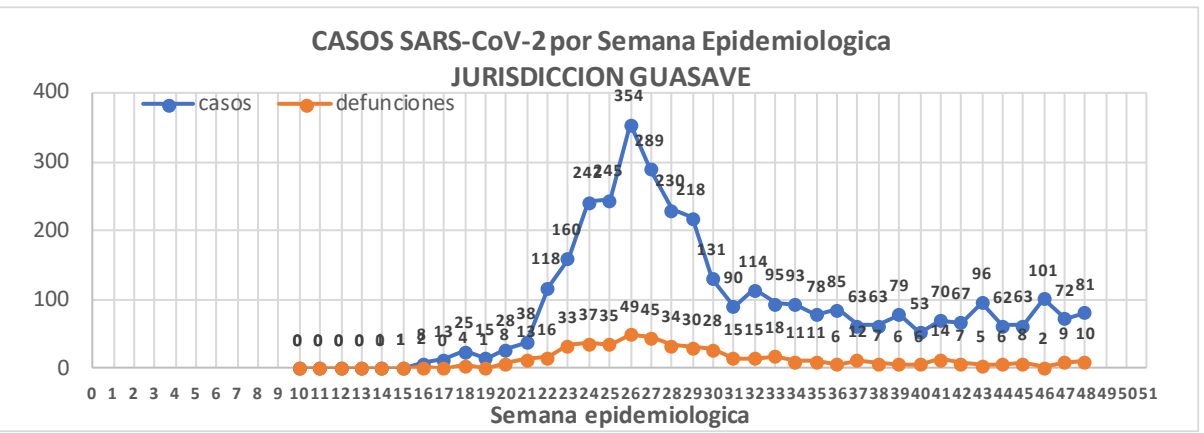
Casos y Defunciones JURISDICCIÓN GUASAVE



Datos actualizados al **miércoles, 9 de diciembre de 2020**

| JURISDICCION SANITARIA | Casos Acum. SARS-CoV-2* | % |
|------------------------|-------------------------|--------|
| Jurisd. No. 2 Guasave | 3628 | 100.0% |
| GUASAVE | 3295 | 90.8% |
| SINALOA | 333 | 9.2% |

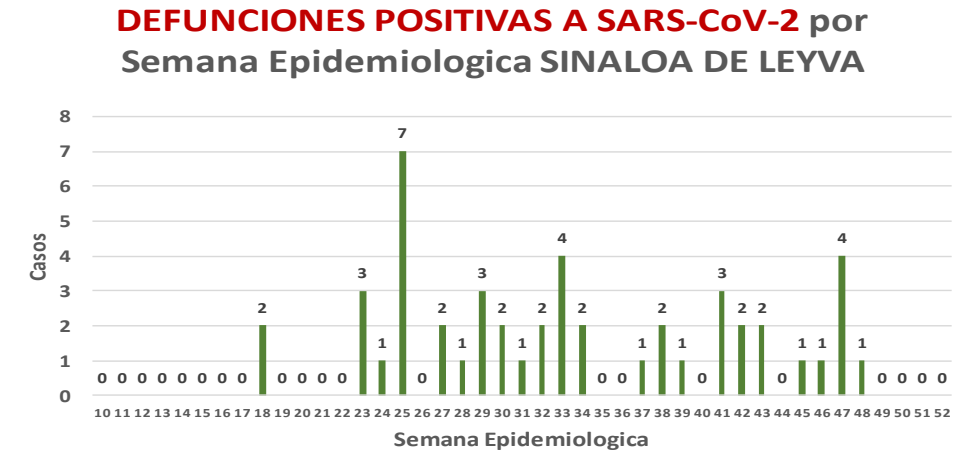
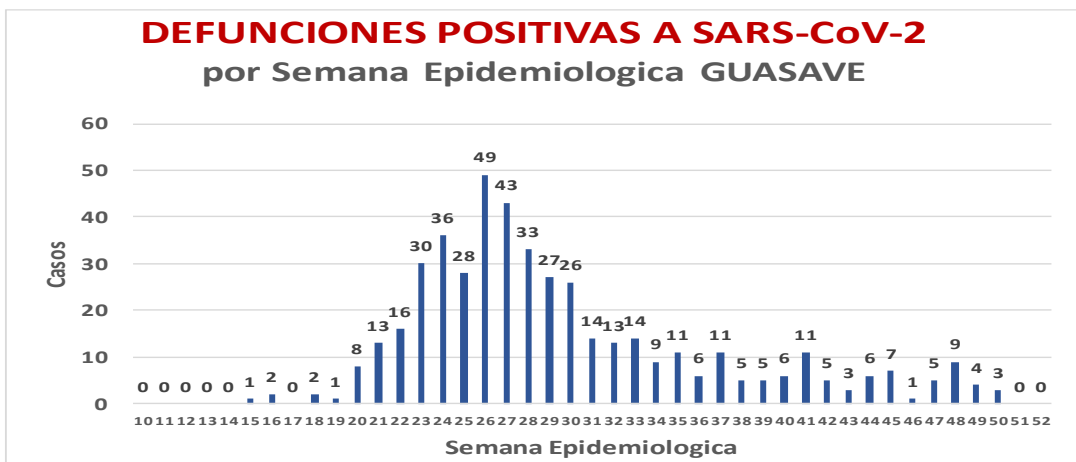
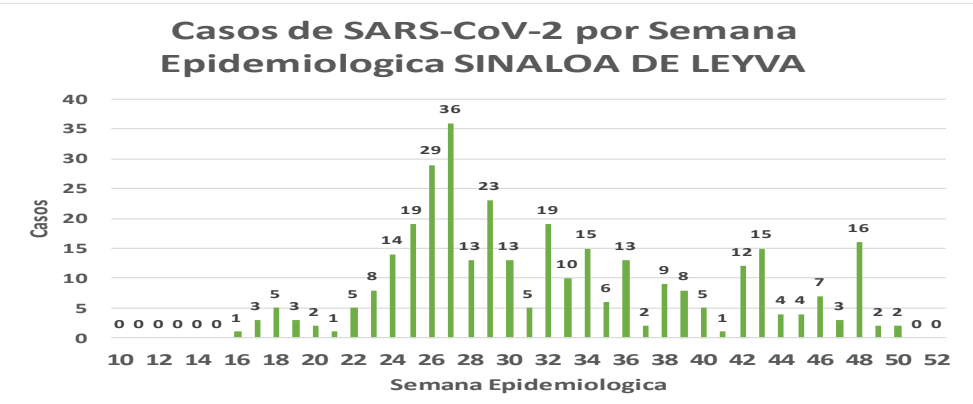
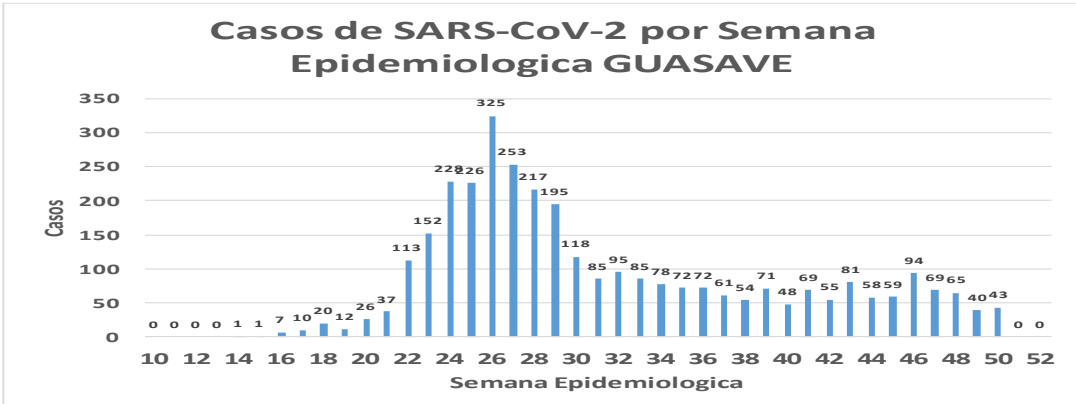
* Municipio de residencia



NUEVA NORMALIDAD

511

Defunciones Jurisdicción GUASAVE



Fuente: Plataforma Nacional SISVER, Preliminar al Corte. Acumulados al 09/dic/2020 corte de información 12:00 am, Dr. José P. Gúmez A.



NUEVA
NORMALIDAD

511

Defunciones
Jurisdicción
GUASAVE



| Jurisd. No. 2 Guasave | | | | | | |
|-----------------------|-------------|------------|-------------|--------------|-------------------|---------------|
| INSTITUCION | NO ADECUADO | RECHAZADA | NO RECIBIDA | SOSPECHOSOS | TOTAL CON MUESTRA | % SOSPECHOSOS |
| IMSS | 0 | 93 | 5 | 3,980 | 4,078 | 56.3% |
| IMSS-OPORTUNIDADES | 0 | 2 | 0 | 13 | 15 | 0.2% |
| ISSSTE | 1 | 2 | 0 | 120 | 123 | 1.7% |
| PRIVADA | 0 | 0 | 0 | 52 | 52 | 0.7% |
| SEDENA | 0 | 0 | 0 | 0 | 0 | 0.0% |
| SEMAR | 0 | 0 | 0 | 5 | 5 | 0.1% |
| SSA | 15 | 31 | 0 | 2,919 | 2,965 | 40.9% |
| PEMEX | 0 | 0 | 0 | 1 | 1 | 0.0% |
| ESTATAL | 0 | 0 | 0 | 8 | 8 | 0.1% |
| MUNICIPAL | 0 | 0 | 0 | 0 | 0 | 0.0% |
| TOTAL | 16 | 128 | 5 | 7,098 | 7,247 | 100.0% |
| | 0.2% | 1.8% | 0.1% | 97.9% | 100.0% | |

| RESULTADO DEFINITIVO EN PLATAFORMA SISVER; JUR GUASAVE | |
|--|------|
| SARS-CoV-2 | 3657 |
| NEGATIVO | 3233 |
| NO RECIBIDA | 5 |
| INF AH1N1 PMD | 11 |
| RECHAZADA | 128 |
| B | 7 |
| A H3 | 6 |
| METAPNEUMOVIRUS | 2 |
| ENTEROV//RHINOVIRUS | 5 |
| CORONA OC43 | 0 |
| NO ADECUADO | 16 |
| INF A | 0 |
| CORONA 229E | 0 |
| CORONA NL63 | 0 |
| CORONA HKU1 | 0 |
| VSR | 0 |
| ADENOVIRUS | 0 |
| PARAINFLUENZA 3 | 0 |
| NO SUBTIPIFICADO | 0 |

INFORMACION AL DIA : miércoles, 9 de diciembre de 2020

SE TOMO MUESTRA PERO SIN RECEPCION EN LABORATORIO

| Municipios | IMSS | IMSS-OPORTUNIDADES | ISSSTE | PRIVADA | SEDENA | SEMAR | SSA | PEMEX | ESTATAL | MUNICIPAL | TOTAL |
|---------------------------|------------|--------------------|----------|-----------|----------|----------|-----------|----------|----------|-----------|------------|
| GUASAVE | 135 | 0 | 1 | 12 | 0 | 0 | 19 | 0 | 0 | 0 | 167 |
| SINALOA | 2 | 0 | 4 | 1 | 0 | 0 | 3 | 0 | 0 | 0 | 10 |
| TOTAL JURISDICCION | 137 | 0 | 5 | 13 | 0 | 0 | 22 | 0 | 0 | 0 | 177 |

Unidades de Salud que han reportado en SISVER

| MUNICIPIO | CLUES | SECTOR | UNIDAD | Defunciones en la Semana Epidemiológica | | | Total Defunciones Asociadas a SarsCov-2 | Casos confirmados en la Semana Epidemiológica | | | Total de Casos Confirmados | Tasa letalidad X 100 (D/G)*100 | Lugar Letalidad | PRUEBAS REALIZADAS en la Sem Epidemiológica | | | INDICE DE POSITIVIDAD | Lugar de Índice de Positividad |
|----------------------------|-------------|--------|--|---|----------------|-----------|---|---|----------------|-----------|----------------------------|--------------------------------|-----------------|---|----------------|------------|-----------------------|--------------------------------|
| | | | | SEM EPI NUM-48 | SEM EPI NUM-49 | Aumento | | SEM EPI NUM-48 | SEM EPI NUM-49 | Aumento | | | | SEM EPI NUM-48 | SEM EPI NUM-49 | Aumento | | |
| GUASAVE | SLSSA001296 | SSA | BACHOCO | 0 | 0 | 0 | 0 | 0 | 0 | 0 | 1 | 0.00 | 4 | 0 | 0 | 0 | - | - |
| GUASAVE | SLSSA001301 | SSA | BAMOA | 0 | 0 | 0 | 0 | 0 | 0 | 0 | 5 | 0.00 | 4 | 0 | 0 | 0 | - | - |
| GUASAVE | XXDES002086 | SSA | BRIGADA EPIDEMIOLOGICA GUASAVE | 0 | 0 | 0 | 0 | 0 | 0 | 0 | 0 | - | - | 0 | 0 | 0 | - | - |
| GUASAVE | SLSSA018224 | SSA | CENTRO DE SALUD GUASAVE II | 0 | 0 | 0 | 0 | 20 | 16 | -4 | 800 | 0.00 | 4 | 63 | 45 | -18 | 35.56 | 3 |
| GUASAVE | SLSSA001354 | SSA | COREREPE (EL GALLO) | 0 | 0 | 0 | 0 | 0 | 0 | 0 | 1 | 0.00 | 4 | 0 | 0 | 0 | - | - |
| GUASAVE | SLSSA001366 | SSA | EL CUBILETE (EL NUMERO UNO) | 0 | 0 | 0 | 0 | 0 | 0 | 0 | 2 | 0.00 | 4 | 0 | 0 | 0 | - | - |
| GUASAVE | SLSSA001412 | SSA | EL HUITUSSI | 0 | 0 | 0 | 0 | 0 | 0 | 0 | 0 | - | - | 0 | 0 | 0 | - | - |
| GUASAVE | SLSSA001395 | SSA | GABRIEL LEYVA SOLANO (BENITO JUAREZ) | 0 | 0 | 0 | 0 | 0 | 0 | 0 | 2 | 0.00 | 4 | 0 | 0 | 0 | - | - |
| GUASAVE | SLSSA001383 | SSA | GABRIEL LEYVA SOLANO (EL BATAMOTE) | 0 | 0 | 0 | 0 | 0 | 0 | 0 | 1 | 0.00 | 4 | 0 | 0 | 0 | - | - |
| GUASAVE | SLIST000160 | ISSSTE | GUASAVE | 0 | 0 | 0 | 0 | 0 | 0 | 0 | 0 | - | - | 0 | 0 | 0 | - | - |
| GUASAVE | SLIMS000271 | IMSS | HGZMF 32 GUASAVE | 8 | 3 | -5 | 302 | 41 | 40 | -1 | 2,044 | 14.77 | 2 | 98 | 92 | -6 | 43.48 | 1 |
| GUASAVE | SLSSA001255 | SSA | HOSPITAL GENERAL GUASAVE | 1 | 0 | -1 | 94 | 5 | 2 | -3 | 279 | 33.69 | 1 | 7 | 5 | -2 | 40.00 | 2 |
| GUASAVE | SLSSA001400 | SSA | JUAN JOSE RIOS | 0 | 0 | 0 | 0 | 0 | 0 | 0 | 4 | 0.00 | 4 | 0 | 0 | 0 | - | - |
| GUASAVE | SLSSA001313 | SSA | LA BRECHA | 0 | 0 | 0 | 0 | 0 | 0 | 0 | 2 | 0.00 | 4 | 0 | 0 | 0 | - | - |
| GUASAVE | SLSSA001511 | SSA | LA TRINIDAD | 0 | 0 | 0 | 0 | 0 | 0 | 0 | 3 | 0.00 | 4 | 0 | 0 | 0 | - | - |
| GUASAVE | SLSSA001470 | SSA | LAS QUEMAZONES | 0 | 0 | 0 | 0 | 0 | 0 | 0 | 1 | 0.00 | 4 | 0 | 0 | 0 | - | - |
| GUASAVE | SLSSA001424 | SSA | LEON FONSECA (ESTACION VERDURA) | 0 | 0 | 0 | 0 | 0 | 0 | 0 | 3 | 0.00 | 4 | 0 | 0 | 0 | - | - |
| GUASAVE | SLSSA001436 | SSA | NIO | 0 | 0 | 0 | 0 | 0 | 0 | 0 | 3 | 0.00 | 4 | 0 | 0 | 0 | - | - |
| GUASAVE | SLSSA001441 | SSA | PALOS BLANCOS | 0 | 0 | 0 | 0 | 0 | 0 | 0 | 3 | 0.00 | 4 | 0 | 0 | 0 | - | - |
| GUASAVE | SLSSA001506 | SSA | SAN RAFAEL (GRAL.MIGUEL VALLE DAVALOS) | 0 | 0 | 0 | 0 | 0 | 0 | 0 | 3 | 0.00 | 4 | 0 | 0 | 0 | - | - |
| GUASAVE | SLIMS000312 | IMSS | UMFH 15 JUAN JOSE RIOS | 0 | 0 | 0 | 1 | 1 | 0 | -1 | 10 | 10.00 | 3 | 2 | 2 | 0 | 0.00 | 4 |
| TOTAL MPIO. GUASAVE | | | | 9 | 3 | -6 | 397 | 67 | 58 | -9 | 3167 | 12.54 | | 170 | 144 | -26 | 40.28 | |

| | | | | | | | | | | | | | | | | | | |
|-------------------------------------|-------------|-----|------------------------------|----------|----------|----------|----------|-----------|----------|-----------|------------|-------------|---|-----------|-----------|-----------|-------------|---|
| SINALOA | SLSSA002211 | SSA | ESTACION NARANJO | 0 | 0 | 0 | 0 | 0 | 0 | 0 | 4 | 0.00 | 1 | 0 | 0 | 0 | - | - |
| SINALOA | SLSSA002141 | SSA | SINALOA DE LEYVA | 0 | 0 | 0 | 0 | 10 | 1 | -9 | 157 | 0.00 | 1 | 20 | 15 | -5 | 6.67 | - |
| SINALOA | SLSSA017361 | SSA | UNIDAD TECNICO ADMINSTRATIVA | 0 | 0 | 0 | 0 | 0 | 0 | 0 | 0 | - | - | 0 | 0 | 0 | - | - |
| TOTAL MPIO. SINALOA DE LEYVA | | | | 0 | 0 | 0 | 0 | 10 | 1 | -9 | 161 | 0.00 | | 20 | 15 | -5 | 6.67 | |

| | | | | | | | | | | | | | | | | | | |
|--------------------------------------|--|--|--|----------|----------|-----------|------------|-----------|-----------|------------|--------------|--------------|--|------------|------------|------------|--------------|--|
| TOTAL JURISDICCION 2, GUASAVE | | | | 9 | 3 | -6 | 397 | 77 | 59 | -18 | 3,328 | 11.93 | | 190 | 159 | -31 | 37.11 | |
|--------------------------------------|--|--|--|----------|----------|-----------|------------|-----------|-----------|------------|--------------|--------------|--|------------|------------|------------|--------------|--|

NUEVA NORMALIDAD

INDICE DE POSITIVIDAD
37.11

TASA DE LETALIDAD
11.93



COVID-19 Sinaloa:

Casos y Defunciones JURISDICCIÓN GUAMUCHIL



NUEVA NORMALIDAD

264

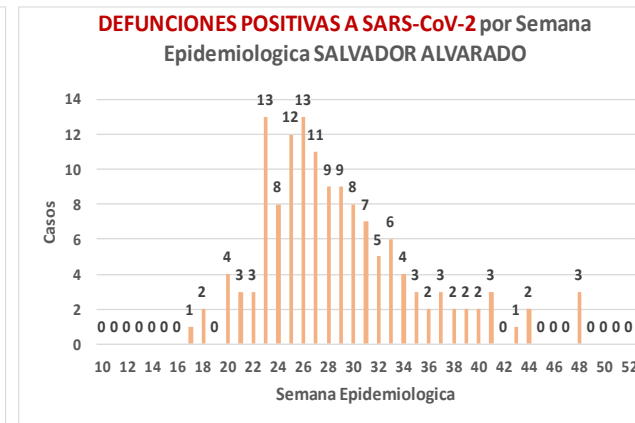
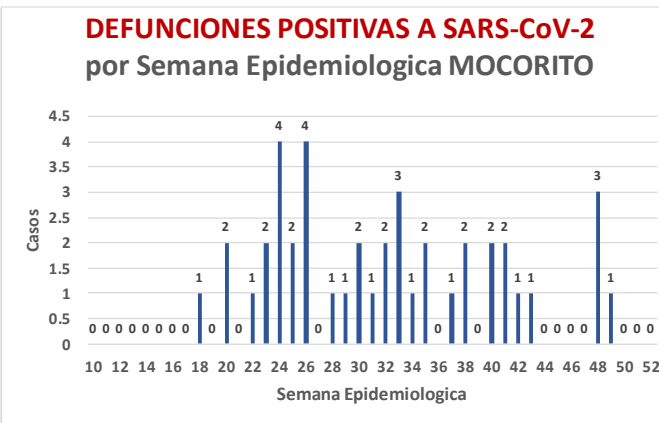
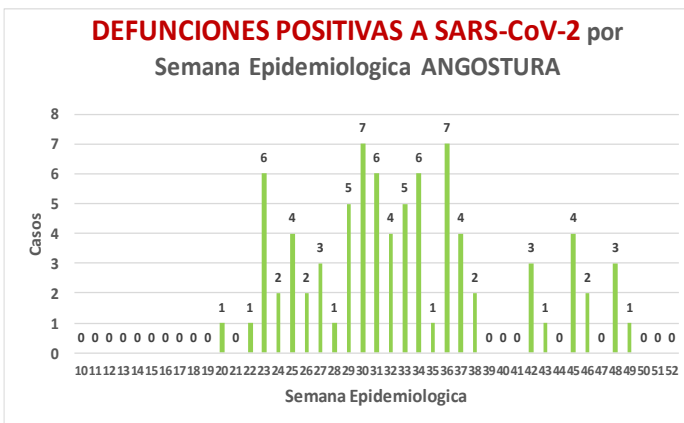
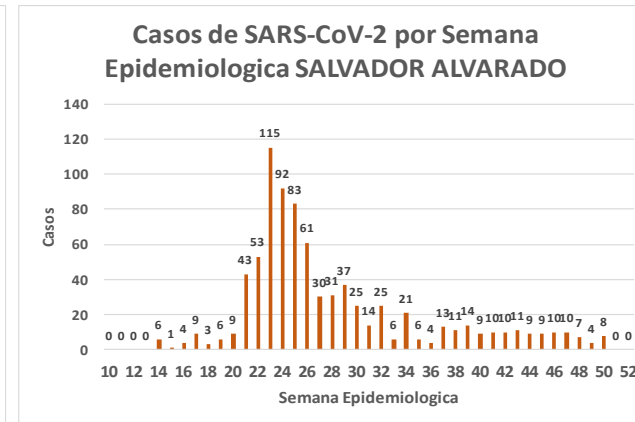
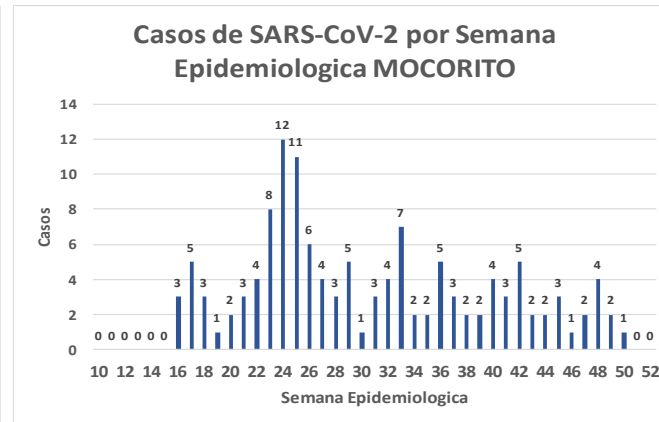
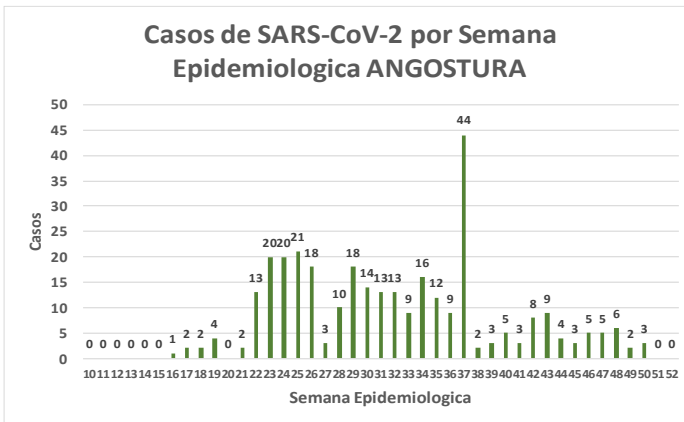
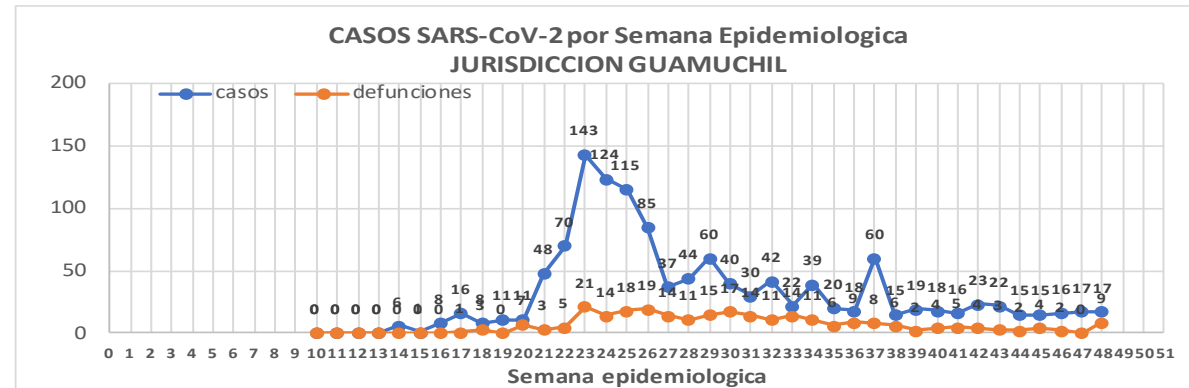
Defunciones Jurisdicción GUAMUCHIL



Datos actualizados al **miércoles, 9 de diciembre de 2020**

| JURISDICCION SANITARIA | Casos Acum. SARS-CoV-2* | % |
|--------------------------------|-------------------------|---------------|
| Jurisd. No. 3 Guamuchil | 1271 | 100.0% |
| ANGOSTURA | 322 | 25.3% |
| MOCORITO | 130 | 10.2% |
| SALVADOR ALVARADO | 819 | 64.4% |

* Municipio de residencia



Jurisd. No. 3 Guamuchil

| INSTITUCION | NO ADECUADO | RECHAZADA | NO RECIBIDA | SOSPECHOSOS | TOTAL CON MUESTRA | % SOSPECHOSOS |
|--------------------|-------------|-----------|-------------|--------------|-------------------|---------------|
| IMSS | 0 | 7 | 1 | 729 | 737 | 34.5% |
| IMSS-OPORTUNIDADES | 0 | 0 | 0 | 0 | 0 | 0.0% |
| ISSSTE | 0 | 3 | 0 | 95 | 98 | 4.6% |
| PRIVADA | 0 | 0 | 0 | 29 | 29 | 1.4% |
| SEDENA | 0 | 0 | 0 | 9 | 9 | 0.4% |
| SEMAR | 0 | 0 | 0 | 0 | 0 | 0.0% |
| SSA | 3 | 10 | 0 | 1,230 | 1,243 | 58.1% |
| PEMEX | 0 | 0 | 0 | 0 | 0 | 0.0% |
| ESTATAL | 0 | 0 | 0 | 23 | 23 | 1.1% |
| MUNICIPAL | 0 | 0 | 0 | 0 | 0 | 0.0% |
| TOTAL | 3 | 20 | 1 | 2,115 | 2,139 | 100.0% |
| | 0.1% | 0.9% | 0.0% | 98.9% | 100.0% | |

| RESULTADO DEFINITIVO EN PLATAFORMA SISVER; JUR GUAMUCHIL | |
|--|-------------|
| SARS-CoV-2 | 1281 |
| NEGATIVO | 793 |
| NO RECIBIDA | 1 |
| INF AH1N1 PMD | 0 |
| RECHAZADA | 20 |
| B | 1 |
| A H3 | 0 |
| METAPNEUMOVIRUS | 0 |
| ENTEROV//RHINOVIRUS | 3 |
| CORONA OC43 | 0 |
| NO ADECUADO | 3 |
| INF A | 0 |
| CORONA 229E | 0 |
| CORONA NL63 | 0 |
| CORONA HKU1 | 0 |
| VSR | 0 |
| ADENOVIRUS | 0 |
| PARAINFLUENZA 3 | 0 |
| NO SUBTIPIFICADO | 0 |

NUEVA
NORMALIDAD

264

Defunciones
Jurisdicción
GUAMUCHIL

INFORMACION AL DIA : miércoles, 9 de diciembre de 2020

SE TOMO MUESTRA PERO SIN RECEPCION EN LABORATORIO

| Municipios | IMSS | IMSS-OPORTUNIDADES | ISSSTE | PRIVADA | SEDENA | SEMAR | SSA | PEMEX | ESTATAL | MUNICIPAL | TOTAL |
|---------------------------|-----------|--------------------|----------|----------|----------|----------|----------|----------|----------|-----------|-----------|
| ANGOSTURA | 1 | 0 | 2 | 6 | 0 | 0 | 0 | 0 | 0 | 0 | 9 |
| MOCORITO | 0 | 0 | 2 | 0 | 0 | 0 | 3 | 0 | 0 | 0 | 5 |
| SALVADOR ALVARADO | 11 | 0 | 5 | 2 | 1 | 0 | 3 | 0 | 1 | 0 | 23 |
| TOTAL JURISDICCION | 12 | 0 | 9 | 8 | 1 | 0 | 6 | 0 | 1 | 0 | 37 |



Unidades de Salud que han reportado en SISVER

| MUNICIPIO | CLUES | SECTOR | UNIDAD | Defunciones en la Semana Epidemiológica | | | Total Defunciones Asociadas a SarsCov-2 | | | | Total de Casos Confirmados | Tasa letalidad X 100 (D/G)*100 | Lugar Letalidad | PRUEBAS REALIZADAS en la Sem Epidemiologica | | | INDICE DE POSITIVIDAD | Lugar de Índice de POSITIVIDAD |
|--|-------------|--------|--------------------------------------|---|----------------|-----------|---|----------------|----------------|-----------|----------------------------|--------------------------------|-----------------|---|----------------|------------|-----------------------|--------------------------------|
| | | | | SEM EPI NUM-48 | SEM EPI NUM-49 | Aumento | | SEM EPI NUM-48 | SEM EPI NUM-49 | Aumento | | | | SEM EPI NUM-48 | SEM EPI NUM-49 | Aumento | | |
| SALVADOR ALVARADO | SLSSA001955 | SSA | CENTRO DE SALUD GUAMUCHIL | 0 | 0 | 0 | 0 | 0 | 0 | 0 | 0 | - | - | 0 | 0 | 0 | - | - |
| SALVADOR ALVARADO | SLIST000230 | ISSSTE | GUAMUCHIL | 0 | 0 | 0 | 0 | 0 | 0 | 0 | 0 | - | - | 0 | 0 | 0 | - | - |
| SALVADOR ALVARADO | SLIMS000411 | IMSS | HGSMF 30 GUAMUCHIL | 5 | 2 | -3 | 141 | 9 | 6 | -3 | 447 | 31.54 | 1 | 20 | 9 | -11 | 66.67 | 1 |
| SALVADOR ALVARADO | SLSSA018113 | SSA | HOSPITAL GENERAL DE GUAMUCHIL | 3 | 0 | -3 | 60 | 1 | 1 | 0 | 340 | 17.65 | 2 | 4 | 2 | -2 | 50.00 | 2 |
| SALVADOR ALVARADO | SLSSA002631 | SSA | JURISDICCION SANITARIA III GUAMUCHIL | 0 | 0 | 0 | 0 | 0 | 0 | 0 | 270 | 0.00 | 3 | 0 | 0 | 0 | - | - |
| TOTAL MPIO. SALVADOR ALVARADO | | | | 8 | 2 | -6 | 201 | 10 | 7 | -3 | 1057 | 19.02 | | 24 | 11 | -13 | 63.64 | |
| ANGOSTURA | SLSSA000193 | SSA | HOSPITAL INTEGRAL ANGOSTURA | 0 | 0 | 0 | 0 | 0 | 0 | 0 | 19 | 0.00 | 1 | 0 | 0 | 0 | - | - |
| ANGOSTURA | SLIMS000090 | IMSS | UMF 51 LA ANGOSTURA | 0 | 0 | 0 | 0 | 0 | 0 | 0 | 3 | 0.00 | 1 | 2 | 0 | -2 | - | - |
| TOTAL MPIO. ANGOSTURA | | | | 0 | 0 | 0 | 0 | 0 | 0 | 0 | 22 | 0.00 | | 2 | 0 | -2 | - | |
| MOCORITO | SLSSA001716 | SSA | HOSPITAL INTEGRAL MOCORITO | 0 | 0 | 0 | 1 | 0 | 0 | 0 | 16 | 6.25 | 1 | 0 | 0 | 0 | - | - |
| TOTAL MPIO. MOCORITO | | | | 0 | 0 | 0 | 1 | 0 | 0 | 0 | 16 | 6.25 | | 0 | 0 | 0 | - | |
| TOTAL JURISDICCION 3, GUAMUCHIL | | | | 8 | 2 | -6 | 202 | 10 | 7 | -3 | 1,095 | 18.45 | | 26 | 11 | -15 | 63.64 | |

NUEVA NORMALIDAD

INDICE DE POSITIVIDAD
63.64

TASA DE LETALIDAD
18.45



COVID-19 Sinaloa:

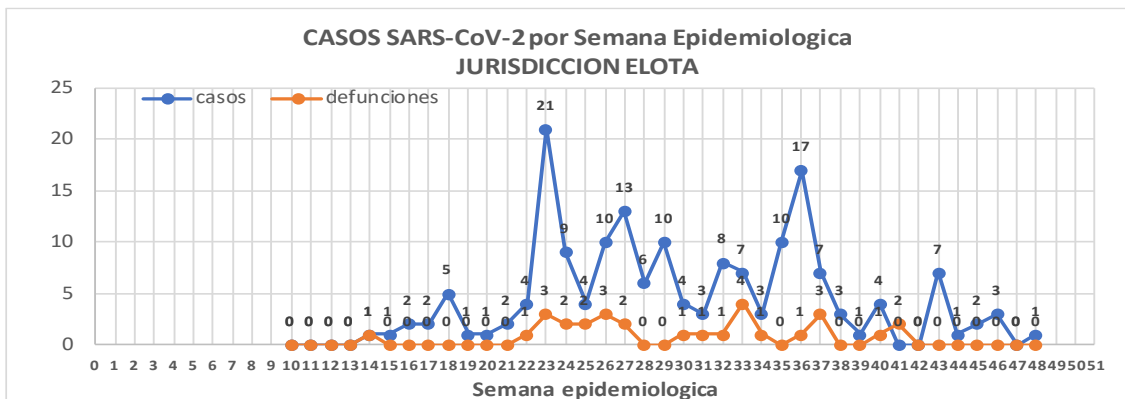
Casos y Defunciones JURISDICCIÓN ELOTA



Datos actualizados al **miércoles, 9 de diciembre de 2020**

| JURISDICCION SANITARIA | Casos Acum. SARS-CoV-2* | % |
|------------------------|-------------------------|---------------|
| Jurisd. No. 5 ELOTA | 174 | 100.0% |
| COSALA | 69 | 39.7% |
| ELOTA | 58 | 33.3% |
| SAN IGNACIO | 47 | 27.0% |

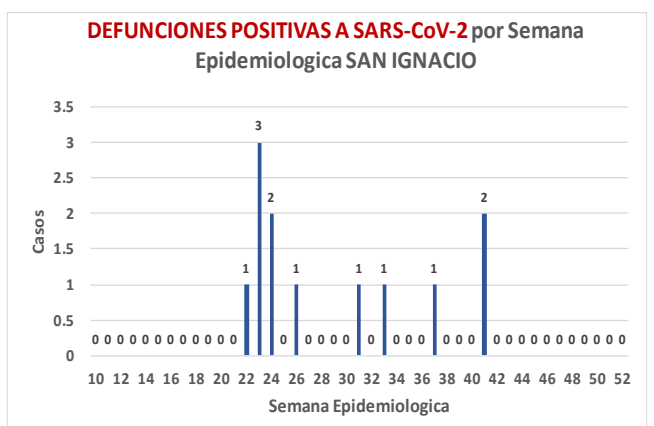
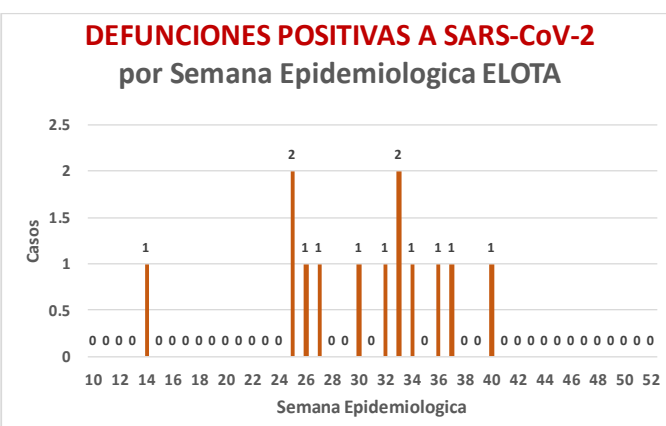
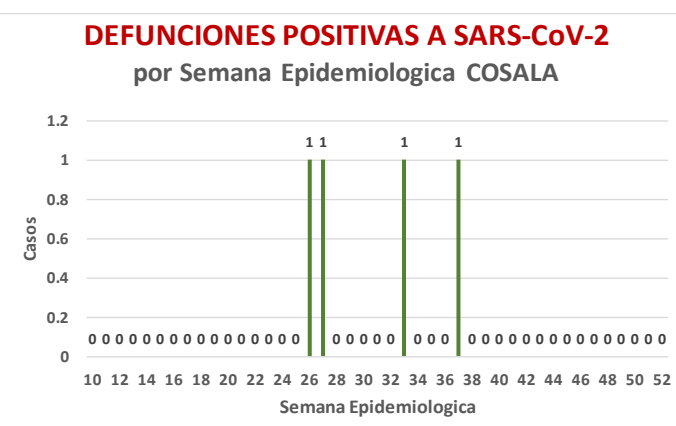
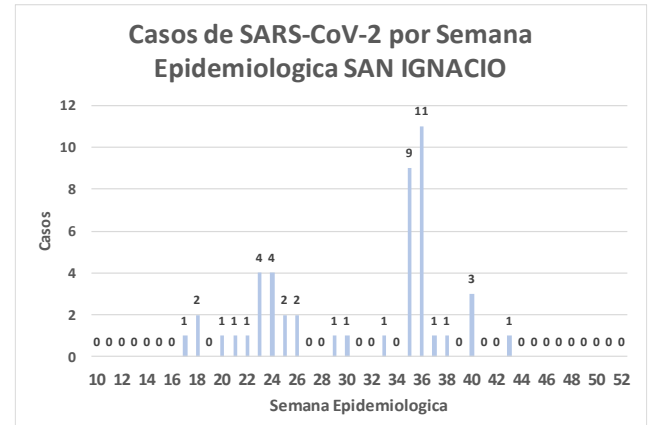
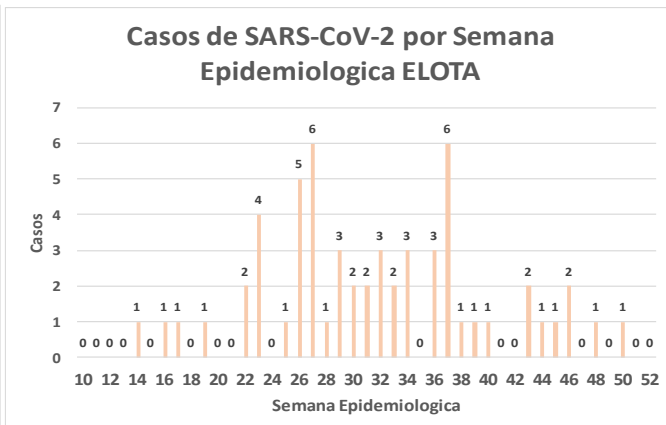
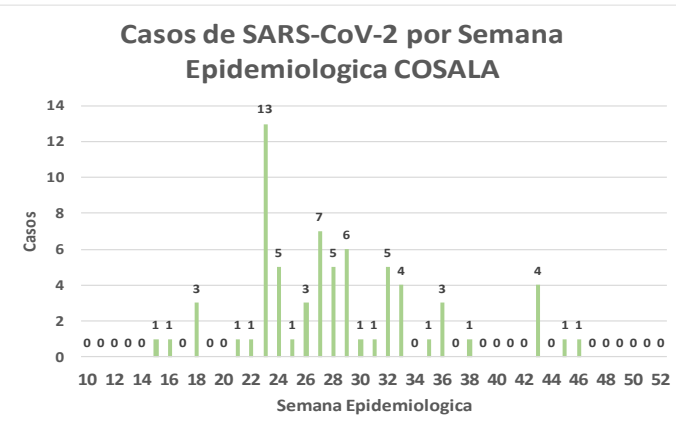
* Municipio de residencia



NUEVA NORMALIDAD

29

Defunciones Jurisdicción ELOTA



NUEVA
NORMALIDAD

29

Defunciones
Jurisdicción
ELOTA



Jurisd. No. 5 Elota

| INSTITUCION | NO ADECUADO | RECHAZADA | NO RECIBIDA | SOSPECHOSOS | TOTAL CON MUESTRA | % SOSPECHOSOS |
|--------------------|-------------|-----------|-------------|-------------|-------------------|---------------|
| IMSS | 0 | 0 | 0 | 45 | 45 | 11.1% |
| IMSS-OPORTUNIDADES | 0 | 0 | 0 | 1 | 1 | 0.2% |
| ISSSTE | 0 | 0 | 0 | 46 | 46 | 11.4% |
| PRIVADA | 0 | 1 | 0 | 7 | 8 | 2.0% |
| SEDENA | 0 | 0 | 0 | 5 | 5 | 1.2% |
| SEMAR | 0 | 0 | 0 | 0 | 0 | 0.0% |
| SSA | 2 | 14 | 0 | 278 | 294 | 72.6% |
| PEMEX | 0 | 0 | 0 | 0 | 0 | 0.0% |
| ESTATAL | 0 | 0 | 0 | 5 | 5 | 1.2% |
| MUNICIPAL | 0 | 0 | 0 | 1 | 1 | 0.2% |
| TOTAL | 2 | 15 | 0 | 388 | 405 | 100.0% |
| | 0.5% | 3.7% | 0.0% | 95.8% | 100.0% | |

| RESULTADO DEFINITIVO EN PLATAFORMA SISVER; JUR ELOTA | |
|--|-----|
| SARS-CoV-2 | 177 |
| NEGATIVO | 189 |
| NO RECIBIDA | 0 |
| INF AH1N1 PMD | 1 |
| RECHAZADA | 15 |
| B | 4 |
| A H3 | 0 |
| METAPNEUMOVIRUS | 1 |
| ENTEROV//RHINOVIRUS | 3 |
| CORONA OC43 | 1 |
| NO ADECUADO | 2 |
| INF A | 0 |
| CORONA 229E | 0 |
| CORONA NL63 | 0 |
| CORONA HKU1 | 0 |
| VSR | 0 |
| ADENOVIRUS | 1 |
| PARAINFLUENZA 3 | 0 |
| NO SUBTIPIFICADO | 0 |

INFORMACION AL DIA : miércoles, 9 de diciembre de 2020

SE TOMO MUESTRA PERO SIN RECEPCION EN LABORATORIO

| Municipios | IMSS | IMSS-OPORTUNIDADES | ISSSTE | PRIVADA | SEDENA | SEMAR | SSA | PEMEX | ESTATAL | MUNICIPAL | TOTAL |
|---------------------------|----------|--------------------|----------|----------|----------|----------|----------|----------|----------|-----------|-----------|
| COSALA | 0 | 0 | 1 | 0 | 0 | 0 | 1 | 0 | 0 | 0 | 2 |
| ELOTA | 0 | 0 | 5 | 0 | 0 | 0 | 0 | 0 | 0 | 0 | 5 |
| SAN IGNACIO | 0 | 0 | 1 | 0 | 0 | 0 | 3 | 0 | 0 | 0 | 4 |
| TOTAL JURISDICCION | 0 | 0 | 7 | 0 | 0 | 0 | 4 | 0 | 0 | 0 | 11 |

Unidades de Salud que han reportado en SISVER

| MUNICIPIO | CLUES | SECTOR | UNIDAD | Defunciones en la Semana Epidemiologica | | | Total Defunciones Asociadas a SarsCov-2 | Casos confirmados en la Semana Epidemiologica | | | Total de Casos Confirmados | Tasa letalidad X 100 (D/G)*100 | Lugar Letalidad | PRUEBAS REALIZADAS en la Sem Epidemiologica | | | INDICE DE POSITIVIDAD | Lugar de Índice de POSITIVIDAD |
|------------------------------------|-------------|--------|-------------------------------|---|----------------|----------|---|---|----------------|----------|----------------------------|--------------------------------|-----------------|---|----------------|-----------|-----------------------|--------------------------------|
| | | | | SEM EPI NUM-48 | SEM EPI NUM-49 | Aumento | | SEM EPI NUM-48 | SEM EPI NUM-49 | Aumento | | | | SEM EPI NUM-48 | SEM EPI NUM-49 | Aumento | | |
| ELOTA | SLSSA017594 | SSA | HOSPITAL GENERAL LA CRUZ | 0 | 0 | 0 | 0 | 0 | 0 | 0 | 6 | 0.00 | 1 | 0 | 0 | 0 | - | - |
| ELOTA | SLSSA001086 | SSA | LA CRUZ | 0 | 0 | 0 | 0 | 0 | 0 | 0 | 0 | - | - | 0 | 0 | 0 | - | - |
| ELOTA | SLIMS000225 | IMSS | UMF 21 LA CRUZ | 0 | 0 | 0 | 0 | 0 | 0 | 0 | 5 | 0.00 | 1 | 0 | 0 | 0 | - | - |
| TOTAL MPIO. ELOTA | | | | 0 | 0 | 0 | 0 | 0 | 0 | 0 | 11 | 0.00 | | 0 | 0 | 0 | - | |
| COSALÁ | SLSSA000572 | SSA | HOSPITAL INTEGRAL COSALA | 0 | 0 | 0 | 1 | 0 | 0 | 0 | 55 | 1.82 | - | 1 | 0 | -1 | - | - |
| TOTAL MPIO. COSALA | | | | 0 | 0 | 0 | 1 | 0 | 0 | 0 | 55 | 1.82 | | 1 | 0 | -1 | - | |
| SAN IGNACIO | SLSSA017570 | SSA | HOSPITAL INTEGRAL SAN IGNACIO | 0 | 0 | 0 | 0 | 0 | 0 | 0 | 0 | - | - | 0 | 0 | 0 | - | - |
| TOTAL MPIO. SAN IGNACIO | | | | 0 | 0 | 0 | 0 | 0 | 0 | 0 | 0 | - | | 0 | 0 | 0 | - | |
| TOTAL JURISDICCION 5, ELOTA | | | | 0 | 0 | 0 | 1 | 0 | 0 | 0 | 66 | 1.52 | | 1 | 0 | -1 | - | |

NUEVA NORMALIDAD

INDICE DE POSITIVIDAD -

TASA DE LETALIDAD 1.52





DIRECCIÓN DE PREVENCIÓN Y PROMOCIÓN DE LA SALUD
SUBDIRECCIÓN DE VIGILANCIA EPIDEMIOLÓGICA

SALUD

SECRETARÍA DE SALUD

