



# SERVICIOS DE SALUD DE SINALOA

## SUBDIRECCION DE EPIDEMIOLOGIA

# COVID-19 SINALOA

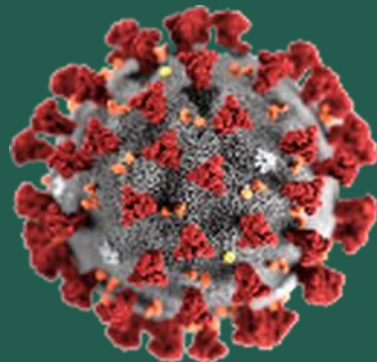
## Comunicado Técnico Diario

NUEVA  
NORMALIDAD

jueves, 06 de agosto de 2020

# SALUD

SECRETARÍA DE SALUD



Dr. José Pablo Güémez Alvarez  
Jefe de Depto. De Vigilancia Epidemiologica  
Servicios de Salud de Sinaloa

|              |             |
|--------------|-------------|
| Fecha Corte: | 06/ago/2020 |
| Hora Corte:  | 2:57 pm     |



**SERVICIOS DE SALUD DE SINALOA**  
**SUBDIRECCION DE EPIDEMIOLOGIA**

**PANORAMA EPIDEMIOLOGICO DE COVID-19**  
**SINALOA**

**Información diaria**

---

**NUEVA  
NORMALIDAD**

**jueves, 06 de agosto de 2020**

**SALUD**  
SECRETARÍA DE SALUD



# SERVICIOS DE SALUD DE SINALOA

## SINALOA , PLATAFORMA DE VIGILANCIA EPIDEMIOLOGICA COVID-19; ENTIDAD NOTIFICANTE

| ESTADOS              | Notificados en Plataforma | Acumulados al 06/ago/2020 |               | RESULTADO FINAL     |                        |                     | DEFUNCION    | Letalidad | Tasa de Incidencia |
|----------------------|---------------------------|---------------------------|---------------|---------------------|------------------------|---------------------|--------------|-----------|--------------------|
|                      | Num.-                     | Femeninos                 | Masculinos    | POSITIVO SARS-CoV-2 | No positivo SARS-CoV-2 | Resultado pendiente |              |           |                    |
| AGUASCALIENTES       | 13,258                    | 7,099                     | 6,159         | 4,339               | 8,406                  | 513                 | 273          | 6.3%      | 302.45             |
| BAJA CALIFORNIA      | 22,902                    | 11,517                    | 11,385        | 13,800              | 7,815                  | 1,287               | 2,695        | 19.5%     | 379.66             |
| BAJA CALIFORNIA SUR  | 12,039                    | 6,339                     | 5,700         | 4,853               | 6,437                  | 749                 | 200          | 4.1%      | 603.08             |
| CAMPECHE             | 8,785                     | 3,757                     | 5,028         | 4,876               | 3,717                  | 192                 | 541          | 11.1%     | 487.30             |
| COAHUILA DE ZARAGOZA | 38,203                    | 19,737                    | 18,466        | 14,261              | 20,438                 | 3,504               | 737          | 5.2%      | 443.06             |
| COLIMA               | 4,167                     | 2,098                     | 2,069         | 2,115               | 1,749                  | 303                 | 241          | 11.4%     | 269.37             |
| CHIAPAS              | 8,635                     | 3,929                     | 4,706         | 5,622               | 2,795                  | 218                 | 933          | 16.6%     | 98.11              |
| CHIHUAHUA            | 13,514                    | 6,796                     | 6,718         | 5,574               | 5,567                  | 2,373               | 931          | 16.7%     | 146.63             |
| CIUDAD DE MÉXICO     | 240,672                   | 121,492                   | 119,180       | 93,369              | 128,997                | 18,306              | 9,181        | 9.8%      | 1035.29            |
| DURANGO              | 14,386                    | 7,711                     | 6,675         | 4,406               | 8,996                  | 984                 | 301          | 6.8%      | 235.74             |
| GUANAJUATO           | 56,817                    | 29,722                    | 27,095        | 22,554              | 31,397                 | 2,866               | 1,111        | 4.9%      | 362.13             |
| GUERRERO             | 20,201                    | 9,920                     | 10,281        | 11,475              | 7,386                  | 1,340               | 1,412        | 12.3%     | 313.78             |
| HIDALGO              | 12,317                    | 5,978                     | 6,339         | 7,094               | 4,756                  | 467                 | 1,129        | 15.9%     | 229.85             |
| JALISCO              | 41,571                    | 21,114                    | 20,457        | 14,124              | 24,182                 | 3,265               | 1,655        | 11.7%     | 167.95             |
| MÉXICO               | 99,764                    | 50,695                    | 49,069        | 39,705              | 41,513                 | 18,546              | 6,695        | 16.9%     | 227.83             |
| MICHOACÁN DE OCAMPO  | 29,751                    | 14,950                    | 14,801        | 10,535              | 17,268                 | 1,948               | 800          | 7.6%      | 218.32             |
| <b>SUBTOTAL</b>      | <b>636982</b>             | <b>322854</b>             | <b>314128</b> | <b>258702</b>       | <b>321419</b>          | <b>56861</b>        | <b>28835</b> |           |                    |

Información del Sistema de Vigilancia Epidemiológica de Enfermedades Respiratoria Viral, que informan las 475 unidades monitoras de enfermedad

<https://coronavirus.gob.mx/>

DATOS ABIERTOS 05/08/2020

# SERVICIOS DE SALUD DE SINALOA

## SINALOA , PLATAFORMA DE VIGILANCIA EPIDEMIOLOGICA COVID-19; ENTIDAD NOTIFICANTE

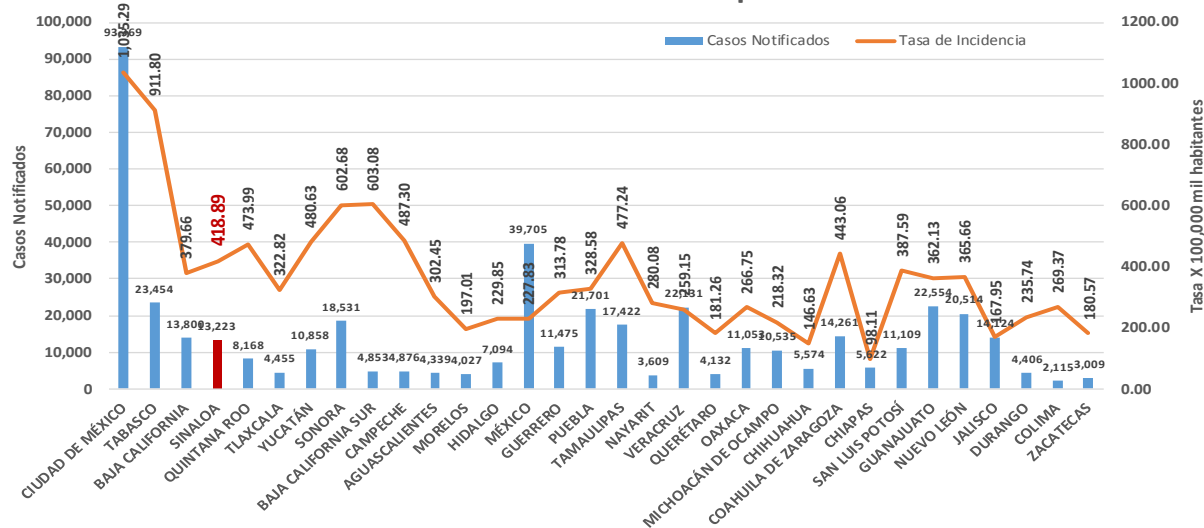
| ESTADOS           | Notificados en Plataforma | Acumulados al 06/ago/2020 |                | RESULTADO FINAL     |                        |                     | DEFUNCI ON    | Letalidad    | Tasa de Incidencia |
|-------------------|---------------------------|---------------------------|----------------|---------------------|------------------------|---------------------|---------------|--------------|--------------------|
|                   | Num.-                     | Femeninos                 | Masculinos     | POSITIVO SARS CoV-2 | No positivo SARS-CoV-2 | Resultado pendiente |               |              |                    |
| MORELOS           | 8,217                     | 4,078                     | 4,139          | 4,027               | 3,849                  | 341                 | 854           | 21.2%        | 197.01             |
| NAYARIT           | 6,794                     | 3,460                     | 3,334          | 3,609               | 2,911                  | 274                 | 420           | 11.6%        | 280.08             |
| NUEVO LEÓN        | 52,862                    | 26,483                    | 26,379         | 20,514              | 29,780                 | 2,568               | 1,292         | 6.3%         | 365.66             |
| OAXACA            | 16,425                    | 7,996                     | 8,429          | 11,053              | 4,570                  | 802                 | 991           | 9.0%         | 266.75             |
| PUEBLA            | 46,862                    | 22,913                    | 23,949         | 21,701              | 20,306                 | 4,855               | 2,596         | 12.0%        | 328.58             |
| QUERÉTARO         | 7,965                     | 3,922                     | 4,043          | 4,132               | 3,601                  | 232                 | 517           | 12.5%        | 181.26             |
| QUINTANA ROO      | 13,816                    | 6,484                     | 7,332          | 8,168               | 4,872                  | 776                 | 1,058         | 13.0%        | 473.99             |
| SAN LUIS POTOSÍ   | 27,955                    | 14,350                    | 13,605         | 11,109              | 13,077                 | 3,769               | 592           | 5.3%         | 387.59             |
| <b>SINALOA</b>    | <b>24,114</b>             | <b>12,127</b>             | <b>11,987</b>  | <b>13,223</b>       | <b>9,153</b>           | <b>1,738</b>        | <b>2,307</b>  | <b>17.4%</b> | <b>418.89</b>      |
| SONORA            | 31,136                    | 16,395                    | 14,741         | 18,531              | 10,279                 | 2,326               | 2,124         | 11.5%        | 602.68             |
| TABASCO           | 43,838                    | 21,842                    | 21,996         | 23,454              | 19,137                 | 1,247               | 2,111         | 9.0%         | 911.80             |
| TAMAULIPAS        | 45,356                    | 21,668                    | 23,688         | 17,422              | 22,094                 | 5,840               | 1,146         | 6.6%         | 477.24             |
| TLAXCALA          | 12,979                    | 6,704                     | 6,275          | 4,455               | 8,066                  | 458                 | 712           | 16.0%        | 322.82             |
| VERACRUZ          | 35,520                    | 16,579                    | 18,941         | 22,131              | 10,415                 | 2,974               | 2,905         | 13.1%        | 259.15             |
| YUCATÁN           | 21,623                    | 9,987                     | 11,636         | 10,858              | 10,247                 | 518                 | 957           | 8.8%         | 480.63             |
| ZACATECAS         | 7,657                     | 3,801                     | 3,856          | 3,009               | 4,384                  | 264                 | 281           | 9.3%         | 180.57             |
| <b>SUBTOTAL</b>   | <b>403119</b>             | <b>198789</b>             | <b>204330</b>  | <b>197396</b>       | <b>176741</b>          | <b>28982</b>        | <b>20863</b>  |              |                    |
| <b>Gran Total</b> | <b>1,040,101</b>          | <b>521,643</b>            | <b>518,458</b> | <b>456,098</b>      | <b>498,160</b>         | <b>85,843</b>       | <b>49,698</b> | <b>10.9%</b> | <b>356.91</b>      |

Información del Sistema de Vigilancia Epidemiológica de Enfermedades Respiratoria Viral, que informan las 475 unidades monitoras de enfermedad

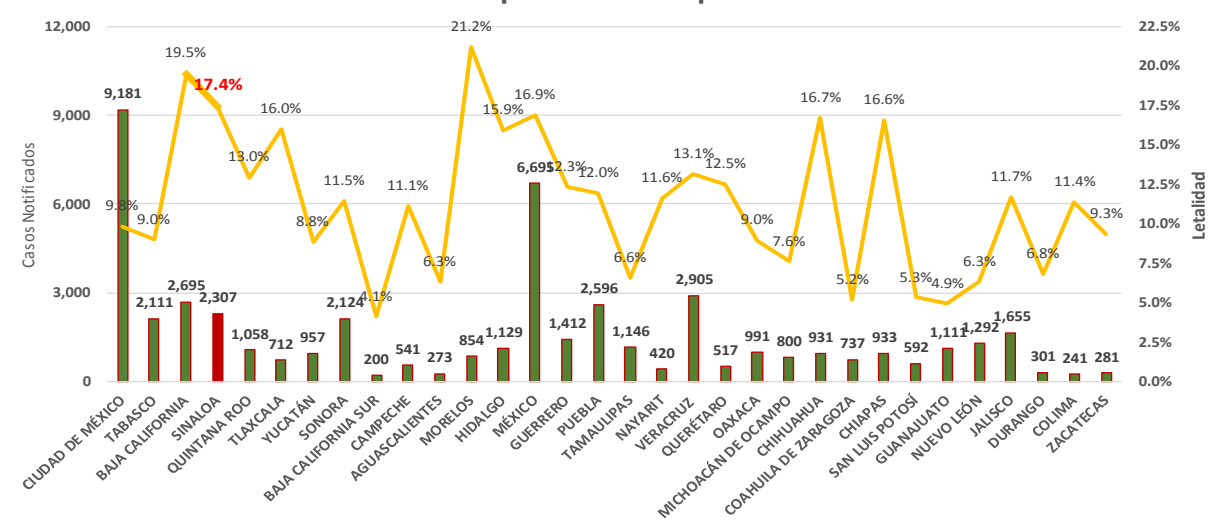
<https://coronavirus.gob.mx/>

DATOS ABIERTOS 05/08/2020

### Incidencia de Casos COVID-19 por Estados



### Letalidad por COVID-19 por Estados





# SERVICIOS DE SALUD DE SINALOA

## SUBDIRECCION DE EPIDEMIOLOGIA

| Municipios         | Notificados en Plataforma | Acumulados al 06/ago/2020 |               | RESULTADO FINAL    |                     |              |                     |              |              | Tasa de Incidencia | Total Activos* | Tasa de Incidencia Activos |
|--------------------|---------------------------|---------------------------|---------------|--------------------|---------------------|--------------|---------------------|--------------|--------------|--------------------|----------------|----------------------------|
|                    | Num.-                     | Femeninos                 | Masculinos    | RESULTADO NEGATIVO | RESULTADO INFLUENZA | OTROS DX     | POSITIVO SARS-CoV-2 | SOSPECHOSOS  | DEFUNCION    |                    |                |                            |
| AHOME              | 3,789                     | 1,816                     | 1,973         | 1,292              | 46                  | 233          | 2,063               | 155          | 506          | 431.0              | 54             | 11.3                       |
| CHOIX              | 61                        | 26                        | 35            | 23                 | 3                   | 1            | 31                  | 3            | 7            | 85.3               | 0              | 0.0                        |
| EL FUERTE          | 410                       | 204                       | 206           | 149                | 3                   | 29           | 210                 | 19           | 55           | 192.5              | 7              | 6.4                        |
| GUASAVE            | 4,272                     | 2,285                     | 1,987         | 1,250              | 9                   | 677          | 2,065               | 271          | 324          | 637.5              | 44             | 13.6                       |
| SINALOA            | 375                       | 175                       | 200           | 132                | 0                   | 23           | 185                 | 35           | 20           | 189.4              | 3              | 3.1                        |
| ANGOSTURA          | 275                       | 129                       | 146           | 73                 | 0                   | 21           | 167                 | 14           | 39           | 333.1              | 4              | 8.0                        |
| MOCORITO           | 161                       | 72                        | 89            | 58                 | 0                   | 12           | 77                  | 14           | 19           | 154.5              | 4              | 8.0                        |
| SALVADOR ALVARADO  | 1,043                     | 540                       | 503           | 331                | 1                   | 46           | 637                 | 28           | 103          | 717.9              | 13             | 14.7                       |
| BADIRAGUATO        | 125                       | 64                        | 61            | 41                 | 0                   | 25           | 52                  | 7            | 9            | 165.1              | 0              | 0.0                        |
| CULIACÁN           | 12,348                    | 6,403                     | 5,945         | 4,128              | 26                  | 2,596        | 4,822               | 776          | 819          | 482.4              | 286            | 28.6                       |
| NAVOLATO           | 875                       | 467                       | 408           | 270                | 8                   | 118          | 412                 | 67           | 88           | 277.7              | 27             | 18.2                       |
| COSALÁ             | 131                       | 75                        | 56            | 22                 | 0                   | 48           | 54                  | 7            | 2            | 308.0              | 2              | 11.4                       |
| ELOTA              | 99                        | 48                        | 51            | 36                 | 2                   | 24           | 31                  | 6            | 4            | 69.4               | 1              | 2.2                        |
| SAN IGNACIO        | 34                        | 13                        | 21            | 8                  | 0                   | 2            | 20                  | 4            | 5            | 84.4               | 0              | 0.0                        |
| CONCORDIA          | 66                        | 29                        | 37            | 18                 | 0                   | 13           | 31                  | 4            | 6            | 97.4               | 1              | 3.1                        |
| ESCUINAPA          | 380                       | 208                       | 172           | 87                 | 5                   | 43           | 224                 | 21           | 20           | 360.5              | 3              | 4.8                        |
| MAZATLÁN           | 4,988                     | 2,501                     | 2,487         | 1,435              | 3                   | 1,085        | 2,226               | 239          | 302          | 438.0              | 119            | 23.4                       |
| ROSARIO            | 178                       | 90                        | 88            | 46                 | 1                   | 22           | 97                  | 12           | 7            | 177.3              | 1              | 1.8                        |
| <b>Total</b>       | <b>29,610</b>             | <b>15,145</b>             | <b>14,465</b> | <b>9,399</b>       | <b>107</b>          | <b>5,018</b> | <b>13,404</b>       | <b>1,682</b> | <b>2,335</b> | <b>424.6</b>       | <b>569</b>     | <b>18.0</b>                |
| <b>Otro Estado</b> | <b>164</b>                | <b>58</b>                 | <b>106</b>    | <b>65</b>          | <b>2</b>            | <b>16</b>    | <b>69</b>           | <b>12</b>    | <b>12</b>    |                    |                |                            |

Fuente: Plataforma Nacional de Vigilancia Epidemiologica COVID-19. Acumulados al 06/ago/2020 Tasa de Incidencia por 100,000 Habitantes. Por Lugar de Residencia.

CASOS ACTIVOS\*: Caso Confirmado Positivo con fecha de inicio de sintomas en los ultimos 14 dias.

# Línea del tiempo COVID-2019, México

58 días

**31 diciembre 2019**

Brote de 27 casos nuevos de neumonía de etiología desconocida en la provincia de Wuhan, China

2020

**09 enero**

Identificación de nuevo Coronavirus (2019-nCoV)

**11 y 12 enero**

Primera defunción y publicación del genoma del 2019-nCoV

**13 enero**

Primer caso importado en Tailandia

**15 enero**

Primer caso importado en las américas (EUA)

**30 enero**

Declaratoria de emergencia de salud pública de importancia internacional (ESPI)

**27 febrero**

Primer caso confirmado en México

**Fase 1**  
27 febrero

**11 marzo**

Declaratoria de pandemia

**18 marzo**

Primera defunción en México

**Fase 2**  
24 marzo

**23 marzo**

Inicio de transmisión local México y arranque de Jornada Nacional de Sana Distancia México

**01 abril**

Declaratoria de fase de emergencia México

**Fase 3**  
21 abril



**219** Dias

[ 31/12/2019 - 06/08/2020 ]

40 Dias

66 Dias

**NUEVA NORMALIDAD**

**01 Junio**

## COVID-19 SINALOA: Resumen de Casos Confirmados

27 feb - al **jueves, 06 de agosto de 2020**

Confirmados acumulados

**13,473**

Casos Estudiados

**29,774**

Negativos acumulados

**9,464**

Casos Confirmados activos\*

**569**

Defunciones

**2,347**

Nuevos Sospechosos

**1,694**

\*CASO ACTIVO: Caso confirmado positivo con fecha de inicio de síntomas en los últimos 14 días.

**FASE 1**

27/02/2020

**Primer Caso Confirmado COVID-19**

**NUEVA NORMALIDAD**

01/06/2020

**3594 Casos Confirmados COVID-19**

Nivel de Riesgo



**FASE 2**

23/03/2020

**4 Casos Confirmados COVID-19**



**FASE 3**

21/04/2020

**557 Casos Confirmados COVID-19**

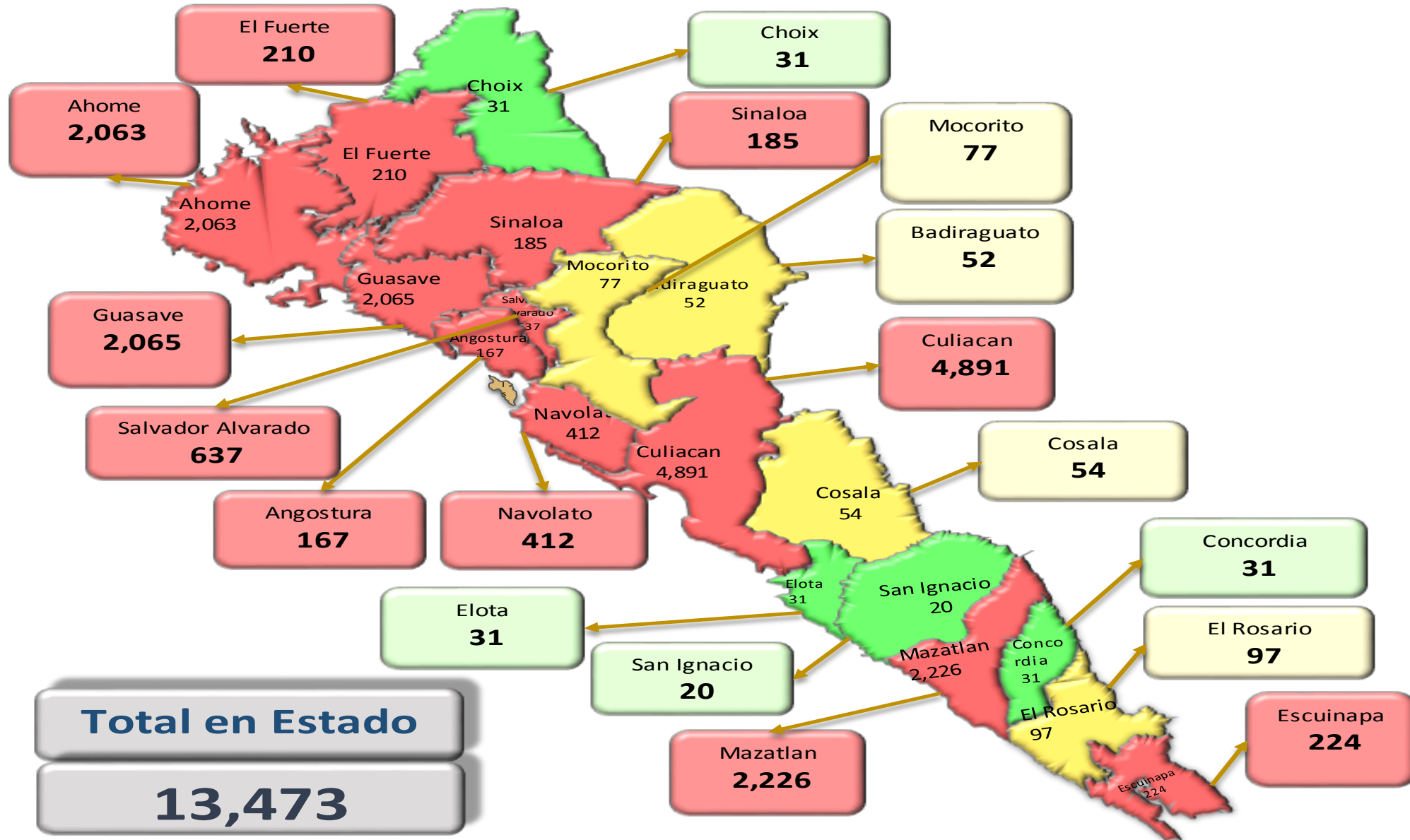


**161** Dias

[ 27/02/2020 - 06/08/2020 ]



# COVID-19 Sinaloa: Mapa de casos confirmados acumulados por municipio de residencia



**NUEVA NORMALIDAD**

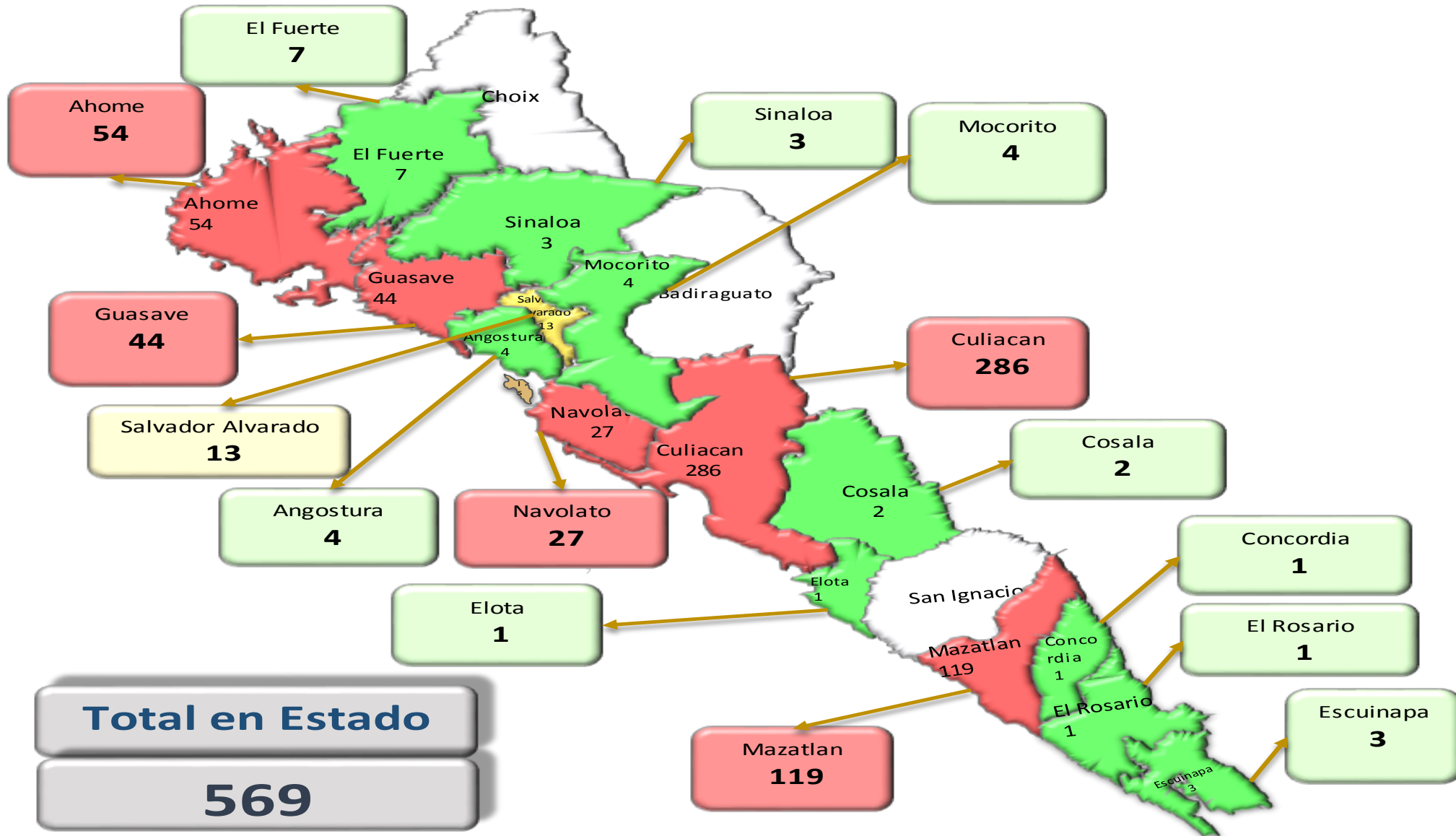
**13,473**

**Confirmados acumulados**



# COVID-19 Sinaloa: Mapa de casos confirmados activos por municipio de residencia

CASOS ACTIVOS\*: Caso Confirmado Positivo con fecha de inicio de síntomas en los últimos 14 días.



**NUEVA NORMALIDAD**

**569**

**Confirmados activos**



**Total en Estado**  
**569**

# COVID-19 Sinaloa: Tabla de Tasas de Letalidad, Mortalidad y Morbilidad

| Municipio            | Poblacion 2020   | Defunciones Acumuladas a la |                |            | Casos confirmados Acumulados a la |                |            | Tasa letalidad X 100 (D/G)*100 | Lugar Letalidad | Tasa de mortalidad (D/B por 100,000) | Lugar Mortalidad | Tasa de morbilidad (G/B por 100,000) | Lugar Morbilidad | Casos activos Ultimos 14 dias |
|----------------------|------------------|-----------------------------|----------------|------------|-----------------------------------|----------------|------------|--------------------------------|-----------------|--------------------------------------|------------------|--------------------------------------|------------------|-------------------------------|
|                      |                  | SEM EPI NUM-30              | SEM EPI NUM-31 | Aumento    | SEM EPI NUM-30                    | SEM EPI NUM-31 | Aumento    |                                |                 |                                      |                  |                                      |                  |                               |
| AHOME                | 478,702          | 459                         | 496            | 37         | 1911                              | 1993           | 82         | 24.89                          | 3               | 103.61                               | 2                | 416.33                               | 4                | 54                            |
| CHOIX                | 36,345           | 6                           | 6              | 0          | 27                                | 29             | 2          | 20.69                          | 7               | 16.51                                | 15               | 79.79                                | 17               | 0                             |
| EL FUERTE            | 109,067          | 47                          | 52             | 5          | 192                               | 199            | 7          | 26.13                          | 1               | 47.68                                | 8                | 182.46                               | 11               | 7                             |
| GUASAVE              | 323,928          | 308                         | 318            | 10         | 1932                              | 2012           | 80         | 15.81                          | 12              | 98.17                                | 3                | 621.13                               | 2                | 44                            |
| SINALOA              | 97,695           | 19                          | 19             | 0          | 175                               | 180            | 5          | 10.56                          | 15              | 19.45                                | 13               | 184.25                               | 10               | 3                             |
| ANGOSTURA            | 50,140           | 32                          | 37             | 5          | 149                               | 161            | 12         | 22.98                          | 5               | 73.79                                | 5                | 321.10                               | 7                | 4                             |
| MOCORITO             | 49,852           | 17                          | 18             | 1          | 71                                | 74             | 3          | 24.32                          | 4               | 36.11                                | 9                | 148.44                               | 14               | 4                             |
| SALVADOR ALVARADO    | 88,736           | 94                          | 100            | 6          | 608                               | 621            | 13         | 16.10                          | 11              | 112.69                               | 1                | 699.83                               | 1                | 13                            |
| BADIRAGUATO          | 31,493           | 9                           | 9              | 0          | 51                                | 52             | 1          | 17.31                          | 10              | 28.58                                | 11               | 165.12                               | 13               | 0                             |
| CULIACAN             | 999,591          | 774                         | 803            | 29         | 4310                              | 4596           | 286        | 17.47                          | 9               | 80.33                                | 4                | 459.79                               | 3                | 288                           |
| NAVOLATO             | 148,357          | 81                          | 86             | 5          | 362                               | 394            | 32         | 21.83                          | 6               | 57.97                                | 6                | 265.58                               | 9                | 27                            |
| COSALA               | 17,530           | 2                           | 2              | 0          | 48                                | 49             | 1          | 4.08                           | 18              | 11.41                                | 17               | 279.52                               | 8                | 2                             |
| ELOTA                | 44,674           | 4                           | 4              | 0          | 28                                | 30             | 2          | 13.33                          | 14              | 8.95                                 | 18               | 67.15                                | 18               | 1                             |
| SAN IGNACIO          | 23,690           | 5                           | 5              | 0          | 20                                | 20             | 0          | 25.00                          | 2               | 21.11                                | 12               | 84.42                                | 16               | 0                             |
| CONCORDIA            | 31,830           | 5                           | 6              | 1          | 30                                | 30             | 0          | 20.00                          | 8               | 18.85                                | 14               | 94.25                                | 15               | 1                             |
| ESCUINAPA            | 62,140           | 20                          | 20             | 0          | 211                               | 211            | 0          | 9.48                           | 16              | 32.19                                | 10               | 339.56                               | 6                | 3                             |
| MAZATLAN             | 508,203          | 273                         | 293            | 20         | 1993                              | 2102           | 109        | 13.94                          | 13              | 57.65                                | 7                | 413.61                               | 5                | 119                           |
| ROSARIO              | 54,700           | 7                           | 7              | 0          | 95                                | 96             | 1          | 7.29                           | 17              | 12.80                                | 16               | 175.50                               | 12               | 1                             |
| <b>TOTAL SINALOA</b> | <b>3,156,674</b> | <b>2162</b>                 | <b>2281</b>    | <b>119</b> | <b>12213</b>                      | <b>12,849</b>  | <b>636</b> | <b>17.75</b>                   |                 | <b>72.26</b>                         |                  | <b>407.04</b>                        |                  | <b>571</b>                    |

**NUEVA NORMALIDAD**

**Tasa de Mortalidad**  
**72.3**  
por 100 mil habt.

**Tasa de Letalidad**  
**17.8**  
por 100 habt.





# COVID-19 Sinaloa: Tabla de Positividad e índice de pruebas por Municipio

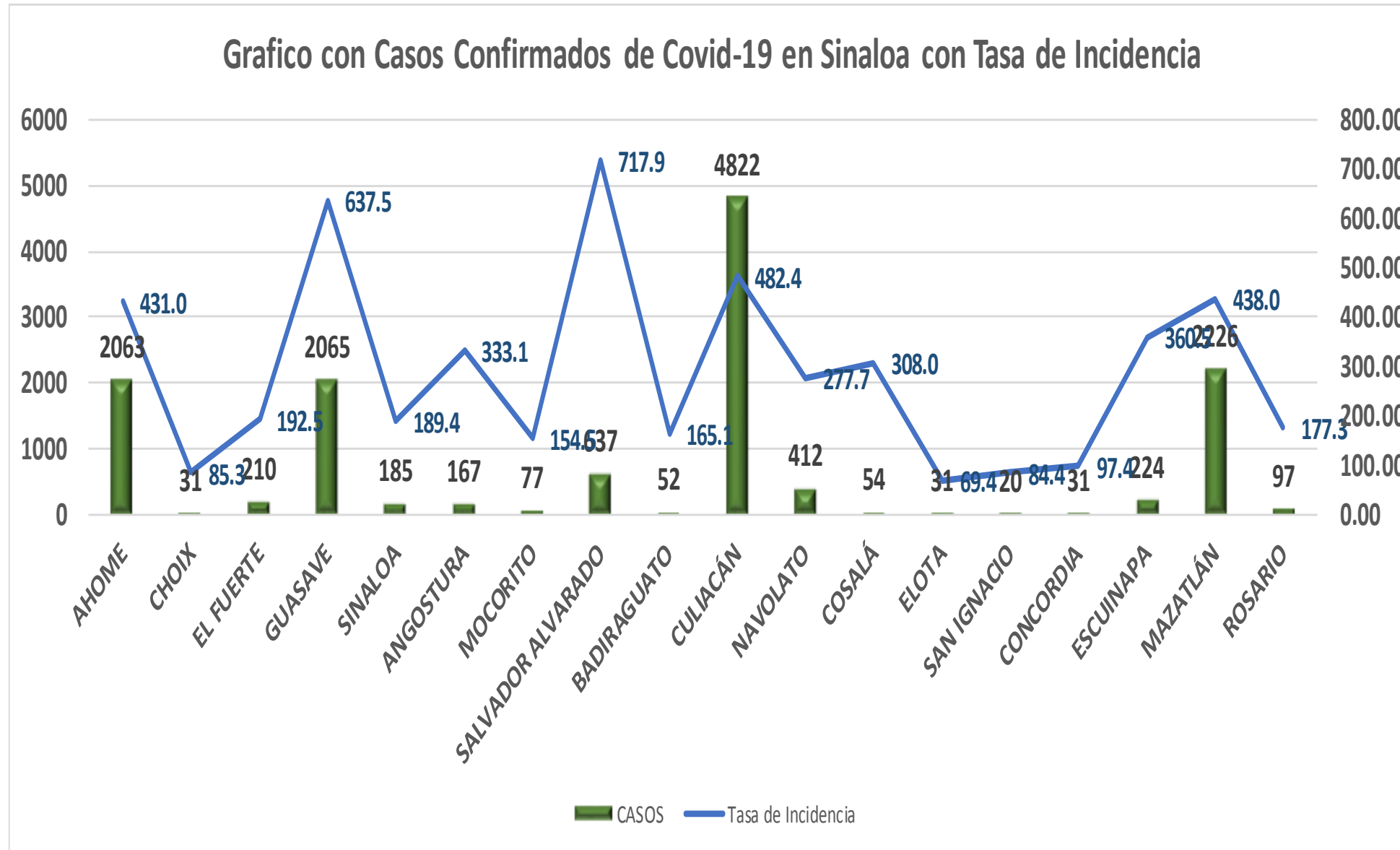
| Municipio            | Poblacion 2020   | SOSPECHOSOS   | NEGATIVOS    | CASOS CONFIRMADOS | PRUEBAS REALIZADAS Acumuladas a la |                |              | INDICE DE POSITIVIDAD | Lugar de Indice de POSITIVIDAD | INDICE DE PRUEBAS POR 100,000 | Lugar INDICE DE PRUEBAS |
|----------------------|------------------|---------------|--------------|-------------------|------------------------------------|----------------|--------------|-----------------------|--------------------------------|-------------------------------|-------------------------|
|                      |                  |               |              |                   | SEM EPI NUM-30                     | SEM EPI NUM-31 | Aumento      |                       |                                |                               |                         |
| AHOME                | 478,702          | 3885          | 1321         | 2070              | 3291                               | 3493           | 202          | 59.26                 | 10                             | 729.68                        | 4                       |
| CHOIX                | 36,345           | 61            | 23           | 31                | 53                                 | 57             | 4            | 54.39                 | 16                             | 156.83                        | 16                      |
| EL FUERTE            | 109,067          | 414           | 151          | 210               | 351                                | 371            | 20           | 56.60                 | 13                             | 340.16                        | 10                      |
| GUASAVE              | 323,928          | 4362          | 1266         | 2069              | 3265                               | 3404           | 139          | 60.78                 | 9                              | 1050.85                       | 2                       |
| SINALOA              | 97,695           | 382           | 132          | 186               | 303                                | 319            | 16           | 58.31                 | 12                             | 326.53                        | 11                      |
| ANGOSTURA            | 50,140           | 278           | 73           | 169               | 228                                | 244            | 16           | 69.26                 | 2                              | 486.64                        | 7                       |
| MOCORITO             | 49,852           | 162           | 58           | 77                | 130                                | 137            | 7            | 56.20                 | 14                             | 274.81                        | 13                      |
| SALVADOR ALVARADO    | 88,736           | 1044          | 331          | 637               | 945                                | 972            | 27           | 65.53                 | 5                              | 1095.39                       | 1                       |
| BADIRAGUATO          | 31,493           | 125           | 41           | 52                | 87                                 | 93             | 6            | 55.91                 | 15                             | 295.30                        | 12                      |
| CULIACAN             | 999,591          | 12543         | 4166         | 4848              | 8459                               | 9161           | 702          | 52.92                 | 17                             | 916.47                        | 3                       |
| NAVOLATO             | 148,357          | 883           | 275          | 412               | 636                                | 700            | 64           | 58.86                 | 11                             | 471.84                        | 8                       |
| COSALA               | 17,530           | 132           | 22           | 55                | 71                                 | 77             | 6            | 71.43                 | 1                              | 439.25                        | 9                       |
| ELOTA                | 44,674           | 104           | 38           | 31                | 69                                 | 77             | 8            | 40.26                 | 18                             | 172.36                        | 15                      |
| SAN IGNACIO          | 23,690           | 37            | 9            | 20                | 32                                 | 32             | 0            | 62.50                 | 7                              | 135.08                        | 18                      |
| CONCORDIA            | 31,830           | 66            | 18           | 31                | 43                                 | 48             | 5            | 64.58                 | 6                              | 150.80                        | 17                      |
| ESCUINAPA            | 62,140           | 399           | 95           | 224               | 311                                | 332            | 21           | 67.47                 | 3                              | 534.28                        | 6                       |
| MAZATLAN             | 508,203          | 4993          | 1439         | 2226              | 3407                               | 3650           | 243          | 60.99                 | 8                              | 718.22                        | 5                       |
| ROSARIO              | 54,700           | 180           | 46           | 98                | 143                                | 148            | 5            | 66.22                 | 4                              | 270.57                        | 14                      |
| <b>TOTAL SINALOA</b> | <b>3,156,674</b> | <b>30,050</b> | <b>9,504</b> | <b>13,446</b>     | <b>21,824</b>                      | <b>23,315</b>  | <b>1,491</b> | <b>40.76</b>          |                                | <b>301.08</b>                 |                         |

**NUEVA NORMALIDAD**

**Indice de Positividad**  
**40.8**  
**Estado de SINALOA**  
**SEM EPI NUM-31**



# COVID-19 Sinaloa: Grafico tasa de incidencia de casos Confirmados por municipio



**NUEVA NORMALIDAD**

**13,473**

**Confirmados activos**

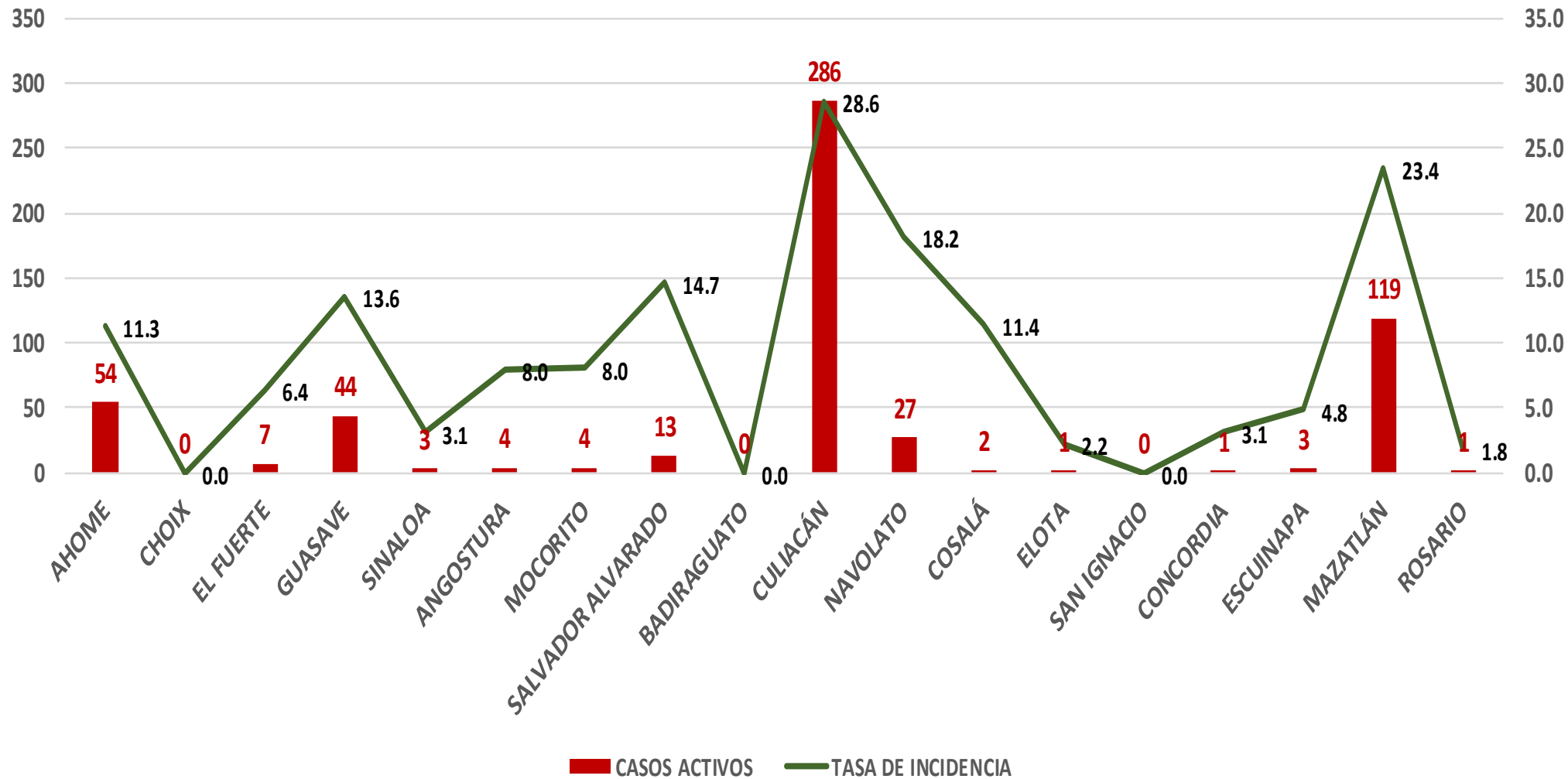
**424.6**

**Incidenia Estatal Casos Confirmados por 100 mil hab.**



# COVID-19 Sinaloa: Grafico tasa de incidencia de casos activos por municipio

## Casos Confirmados Activos\* de Covid-19 en Sinaloa con Tasa de Incidencia



NUEVA NORMALIDAD

569

Confirmados activos

18.0

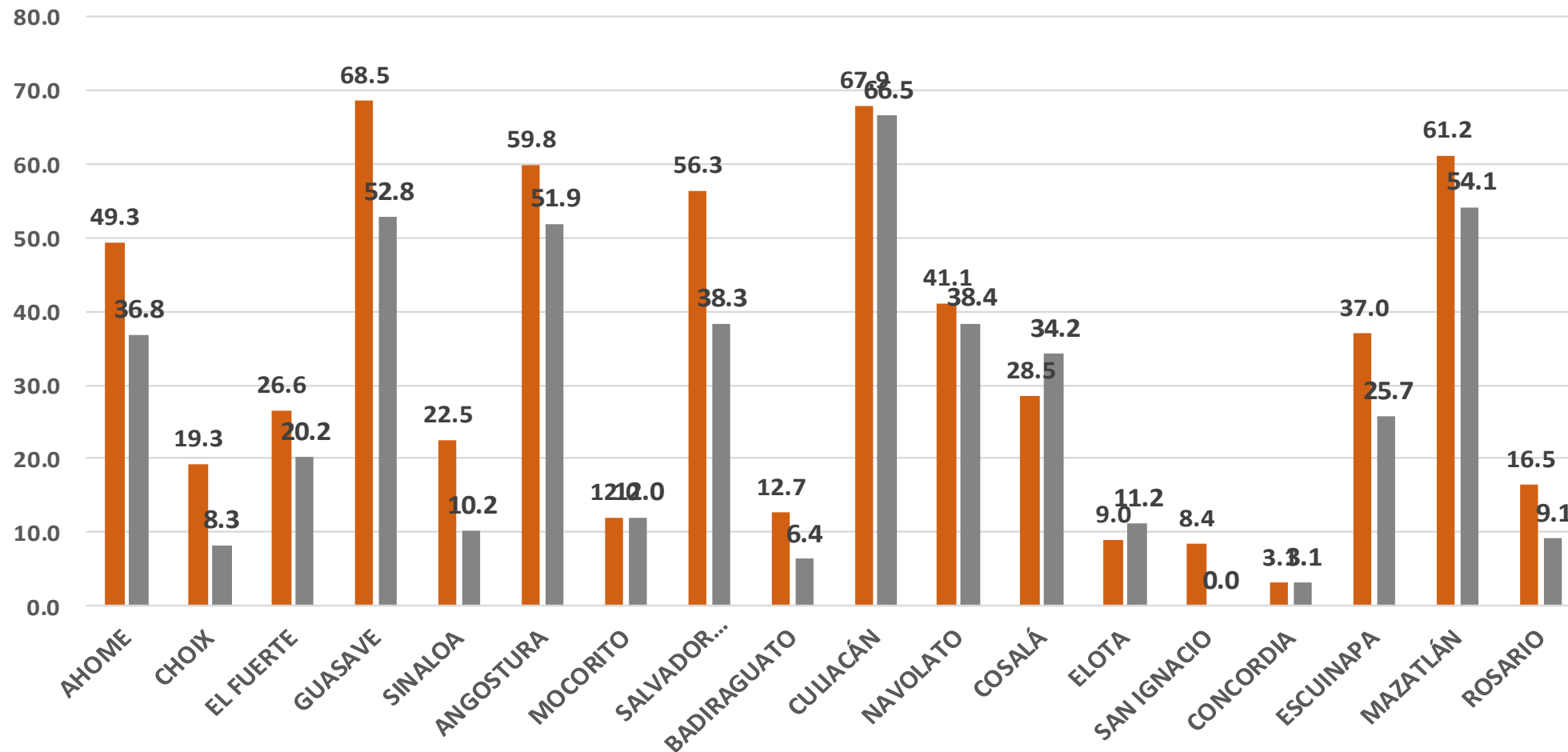
Incidenia Estatal Casos Activos por 100 mil hab.



# COVID-19 Sinaloa: Grafico tasa de incidencia de casos activos por municipio

## INCIDENCIA DE CASOS ACTIVOS POR MUNICIPIO

■ 12-25 julio ■ 19 jul-1 ago



NUEVA NORMALIDAD

569

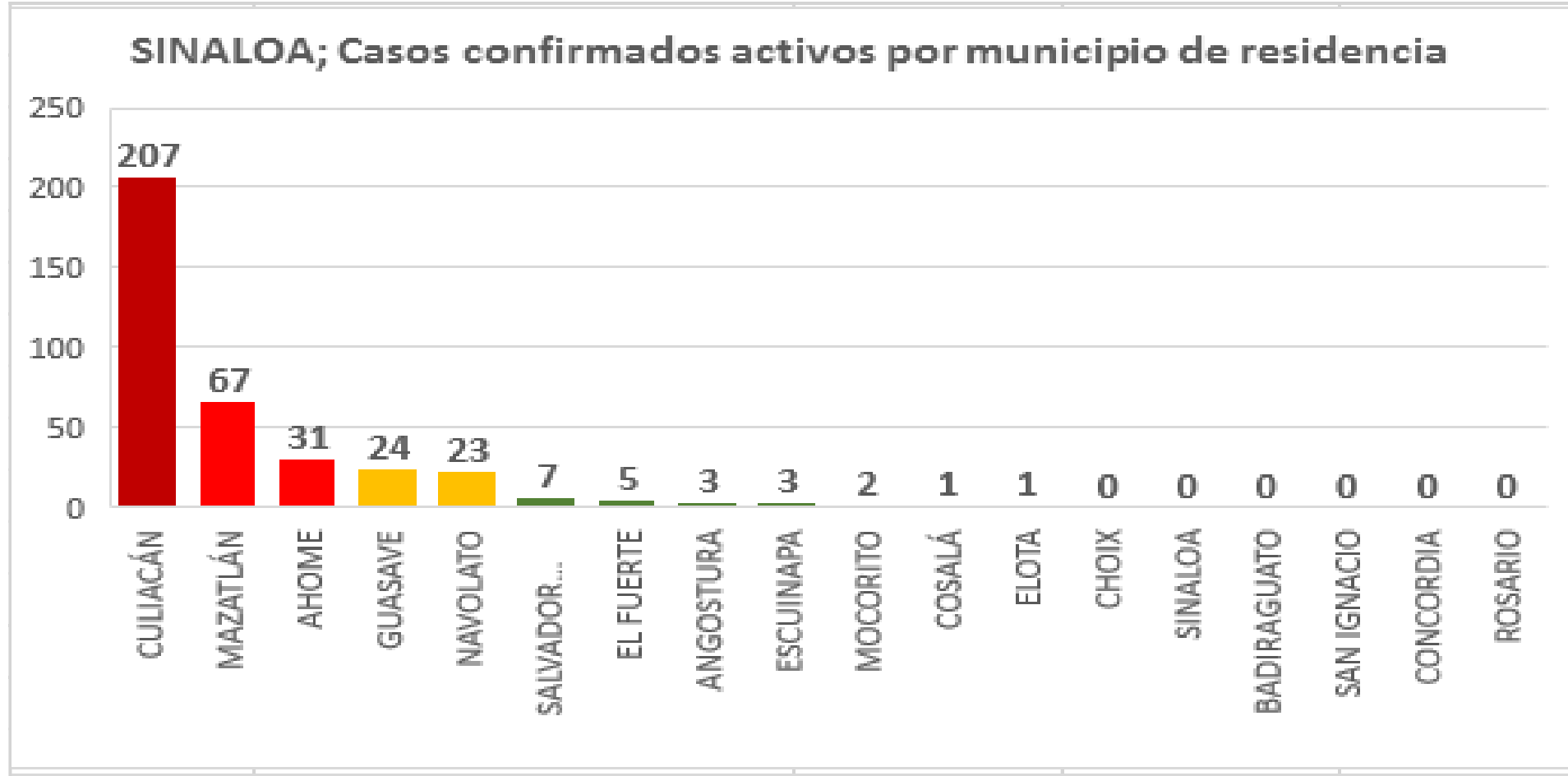
Confirmados activos

18.0

Incidencia Estatal Casos Activos por 100 mil hab.



# COVID-19 Sinaloa: Casos Confirmados Activos por Municipio de Residencia



**NUEVA NORMALIDAD**

**569**

**Confirmados activos**

**18.0**

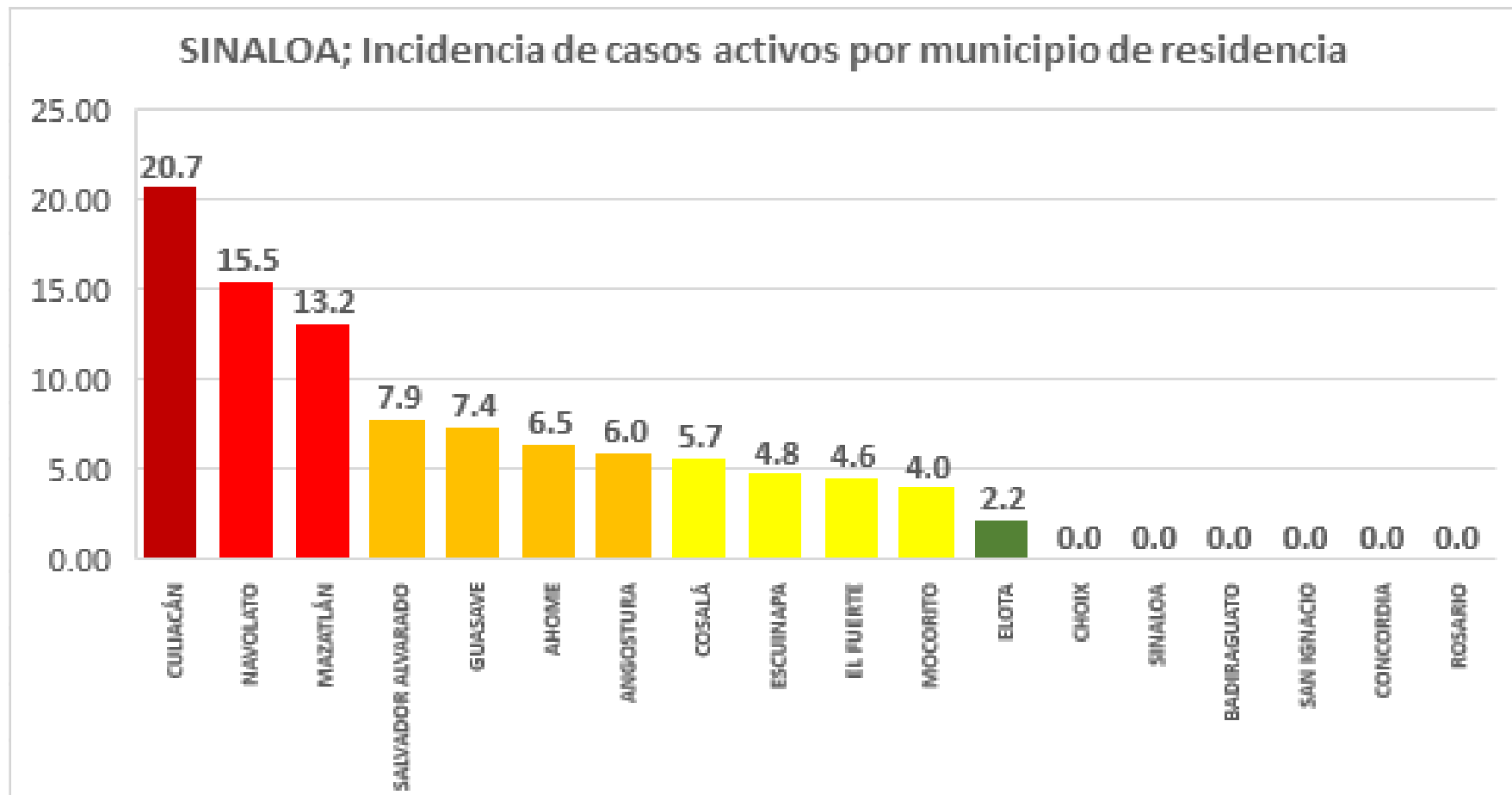
**Incidencia Estatal Casos Activos por 100 mil hab.**



Este grafico tiene fuente de :  
Información del Sistema de Vigilancia Epidemiológica de Enfermedades Respiratoria Viral, que informan las 475 unidades monitoras de enfermedad  
DATOS ABIERTOS  
05/08/2020



# COVID-19 Sinaloa: Incidencia de Casos Activos Confirmados por Municipio de Residencia



Incidencia: por 100 mil habitantes

Este gráfico tiene fuente de :  
Información del Sistema de Vigilancia Epidemiológica de Enfermedades Respiratoria Viral, que informan las 475 unidades monitoras de enfermedad  
DATOS ABIERTOS  
05/08/2020

**NUEVA NORMALIDAD**

**569**

**Confirmados activos**

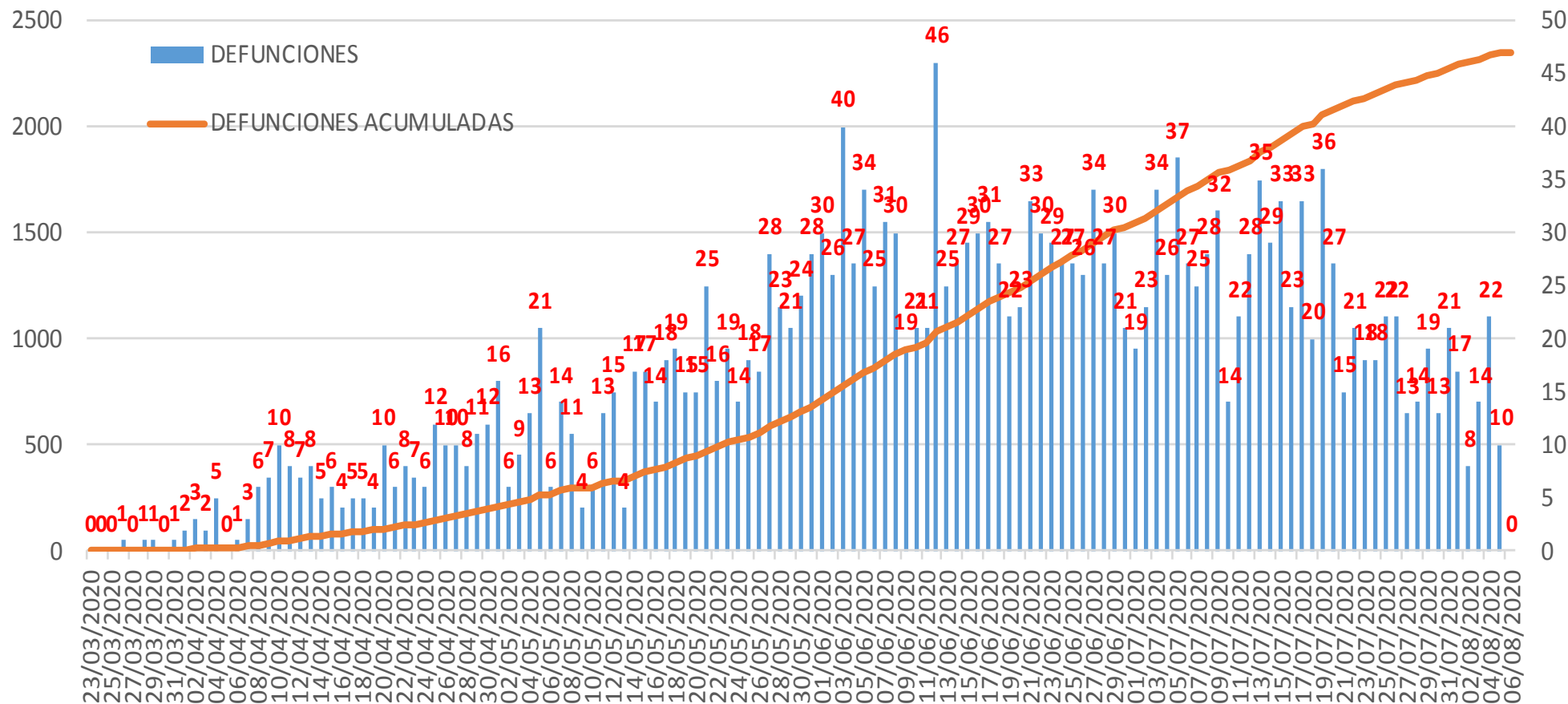
**18.0**

**Incidencia Estatal Casos Activos por 100 mil hab.**



# COVID-19 Sinaloa: Defunciones acumuladas por fecha de defunción asociadas a Sars-CoV-2

## Defunciones por día y acumuladas por fecha de defunción



**NUEVA NORMALIDAD**

**2,347**

**Defunciones Acumuladas**

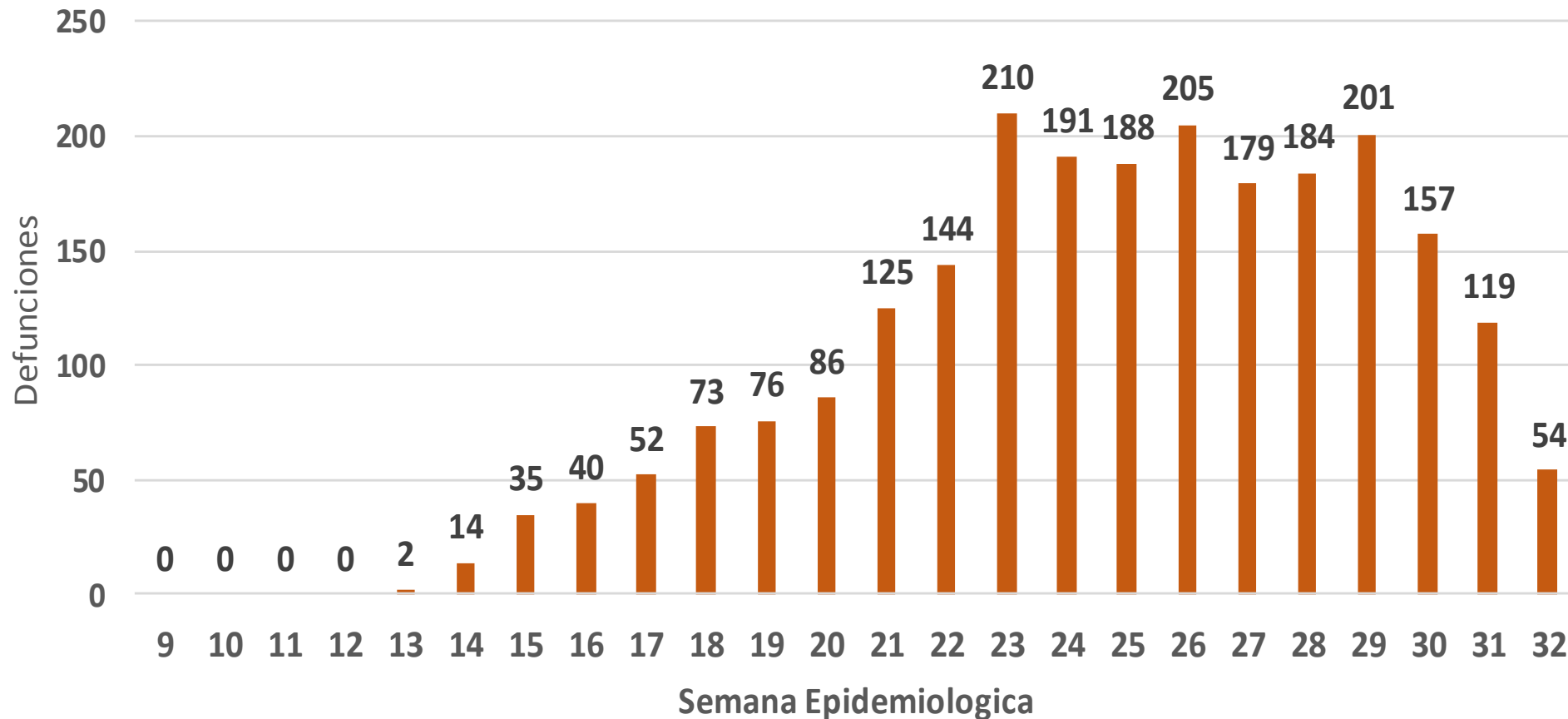
**231**

**Defunciones últimos 14 días**



# COVID-19 Sinaloa: Defunciones Asociadas a SARS-CoV-2 Notificadas por Semana Epidemiológica

## Defunciones Asociadas a SARS-CoV-2 Notificadas por semana en SINALOA Mpio. Residentes



**NUEVA NORMALIDAD**

**2,347**

**Defunciones Acumuladas**

**231**

**Defunciones últimos 14 días**



# COVID-19 Sinaloa: Embarazadas y Menores de 15 años

## MUJERES EN EDAD FERTIL Y EMBARAZADAS

### POSITIVAS A SARS-CoV-2

| MUJERES EN EDAD FERTIL POR GRUPO DE EDAD | Mujeres Sospechosas | %             | Mujeres (+) COVID-19 | %             | CON SARS-Cov2 |              | %             | DEFUNCIÓN | Hospitalizadas COVID-19 | Indice de Hospitalización |  |
|--|---------------------|---------------|----------------------|---------------|---------------|--------------|---------------|-----------|-------------------------|---------------------------|--|
|  |                     |               |                      |               | EMBARAZADAS   | En PUERPERIO |               |           |                         |                           |  |
| De 10 a 14 años                          | 116                 | 1.2%          | 27                   | 0.7%          | 0             | 0            | 0.0%          | 0         | 0                       | 0.0%                      |  |
| De 15 a 19 años                          | 268                 | 2.7%          | 71                   | 1.8%          | 13            | 1            | 10.8%         | 0         | 7                       | 53.8%                     |  |
| De 20 a 24 años                          | 767                 | 7.8%          | 268                  | 6.8%          | 23            | 4            | 20.8%         | 1         | 9                       | 39.1%                     |  |
| De 25 a 44 años                          | 6,992               | 71.4%         | 2,850                | 72.7%         | 78            | 11           | 68.5%         | 2         | 23                      | 29.5%                     |  |
| De 45 a 49 años                          | 1,649               | 16.8%         | 705                  | 18.0%         | 0             | 0            | 0.0%          | 0         | 0                       | 0.0%                      |  |
| <b>TOTAL</b>                             | <b>9,792</b>        | <b>100.0%</b> | <b>3,921</b>         | <b>100.0%</b> | <b>114</b>    | <b>16</b>    | <b>100.0%</b> | <b>3</b>  | <b>39</b>               | <b>34.2%</b>              |  |
|  |                     |               |                      |               | <b>130</b>    |              |               |           |                         |                           |  |

NUEVA NORMALIDAD

**2,347**

Defunciones Acumuladas

**231**

Defunciones últimos 14 días

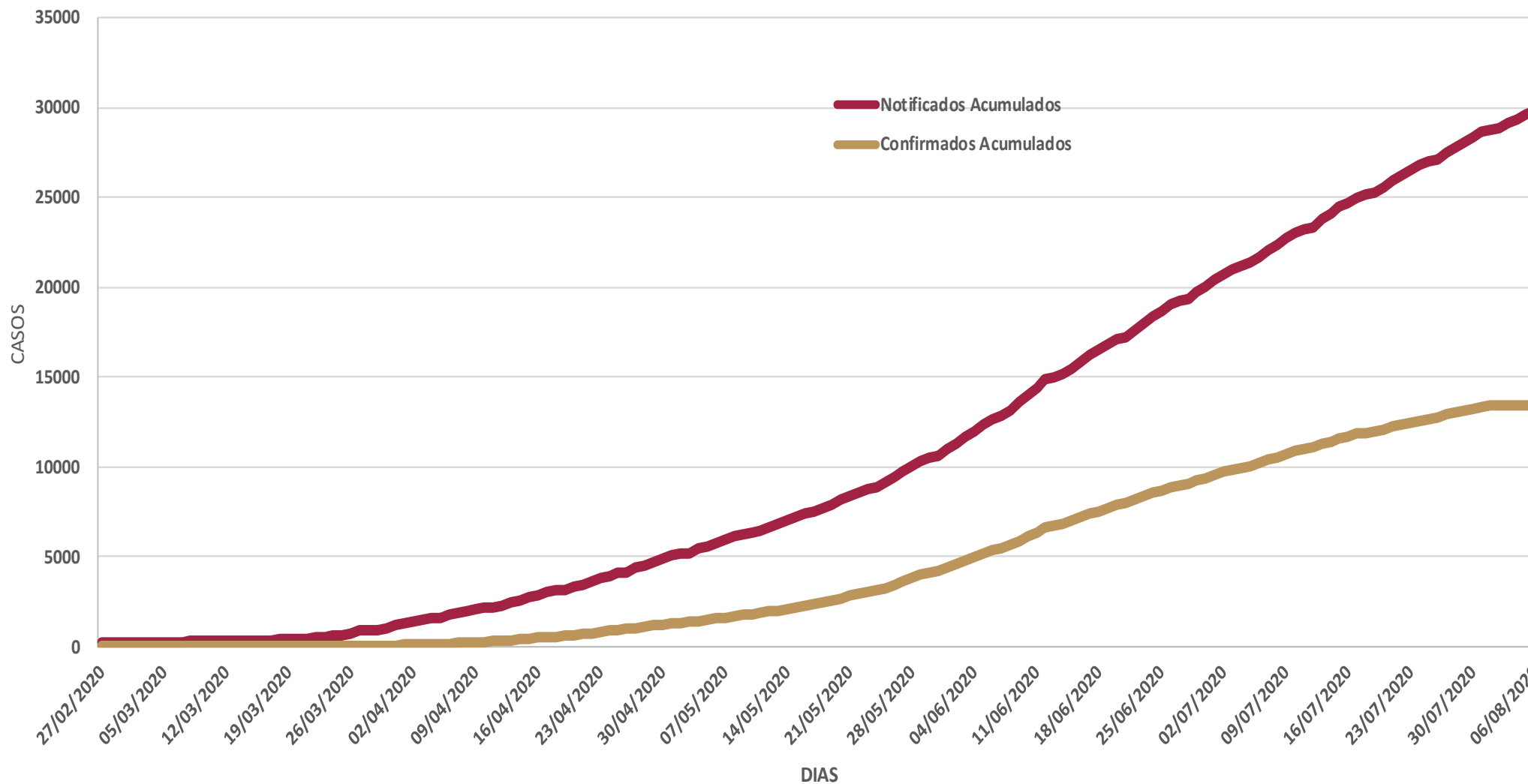


## MENORES DE 15 AÑOS POSITIVOS A SARS-CoV-2

| Grupo de Edad             | Sospechosos | %             | CASOS (+) COVID-19 | %             | Defuncion | Letalidad   | Hosp-COVID-19 | Indice de Hospitalización | Tasa de Incidencia |
|---------------------------|-------------|---------------|--------------------|---------------|-----------|-------------|---------------|---------------------------|--------------------|
| De 00 años                | 116         | 13.9%         | 18                 | 10.8%         | 1         | 5.6%        | 12            | 66.7%                     | 35.8               |
| De 01 a 04 años           | 247         | 29.7%         | 33                 | 19.9%         | 1         | 3.0%        | 12            | 36.4%                     | 16.2               |
| De 05 a 09 años           | 232         | 27.9%         | 57                 | 34.3%         | 3         | 5.3%        | 15            | 26.3%                     | 21.7               |
| De 10 a 14 años           | 237         | 28.5%         | 58                 | 34.9%         | 3         | 5.2%        | 10            | 17.2%                     | 21.3               |
| <b>TOTAL &lt; 15 AÑOS</b> | <b>832</b>  | <b>100.0%</b> | <b>166</b>         | <b>100.0%</b> | <b>8</b>  | <b>4.8%</b> | <b>49</b>     | <b>29.5%</b>              |                    |



# COVID-19 Sinaloa: Casos acumulados sospechosos y confirmados por fecha de inicio de síntomas

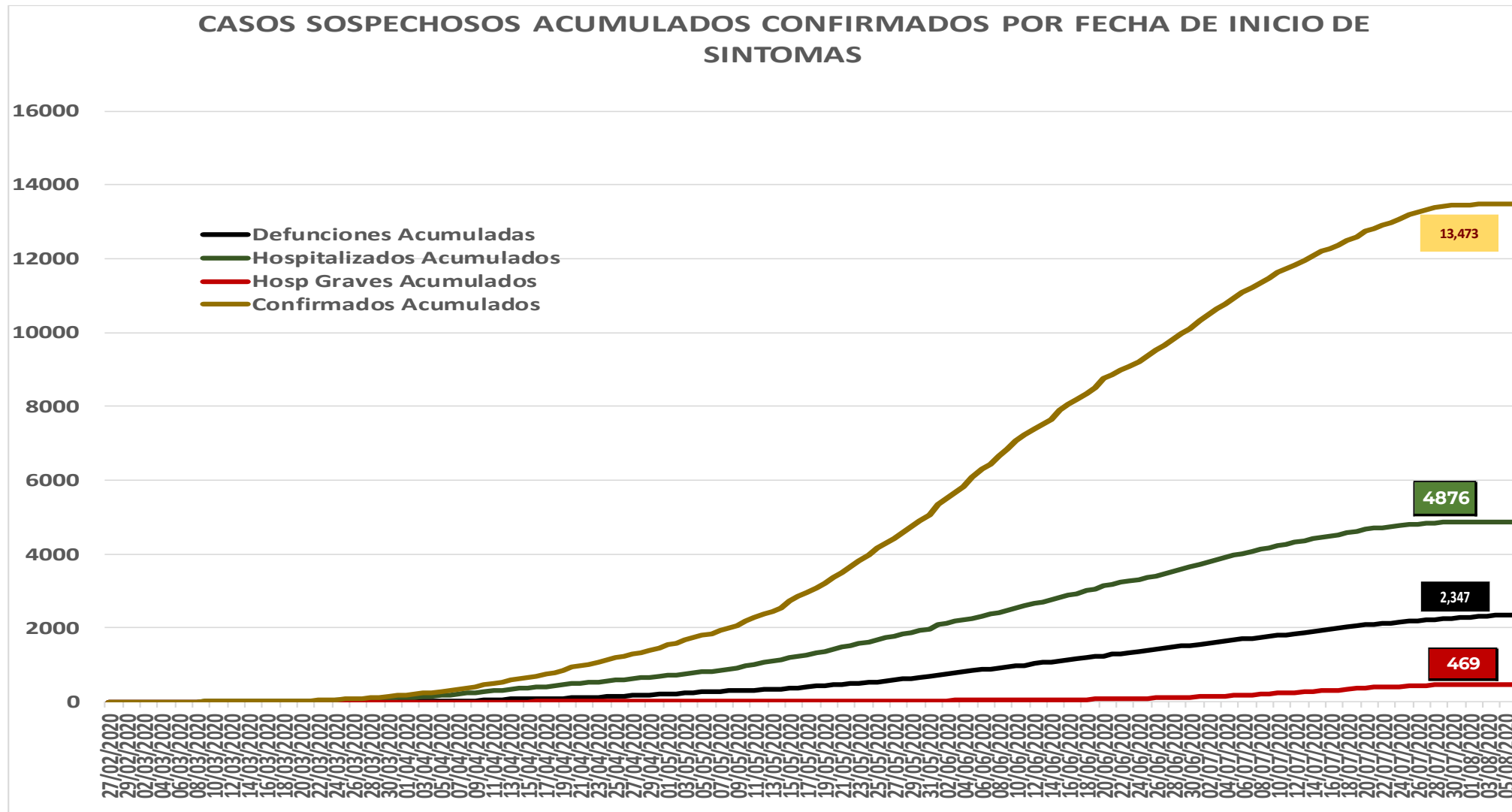


**NUEVA  
NORMALIDAD**





# COVID-19 Sinaloa: Casos sospechosos y confirmados por fecha de inicio de síntomas



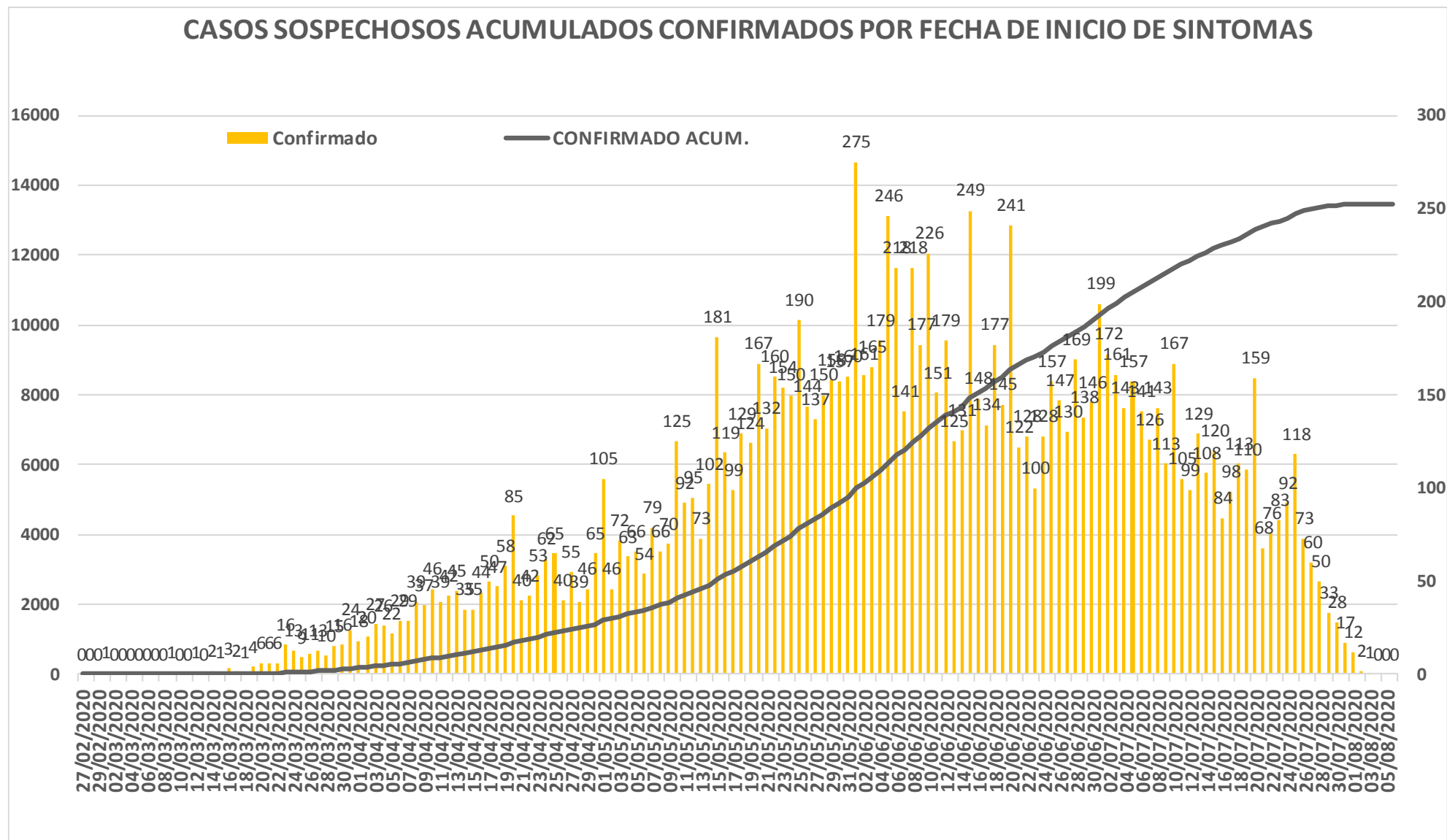
**NUEVA NORMALIDAD**

**1,694**  
Nuevos Sospechosos

**13,473**  
Confirmados



# COVID-19 Sinaloa: Curva epidémica de casos acumulados Incidentes por fecha de inicio de síntomas.



**NUEVA  
NORMALIDAD**

**Confirmados  
acumulados  
13,473**



# COVID-19 Sinaloa: Curva epidémica de casos incidentes por fecha de resultado del LESPS.

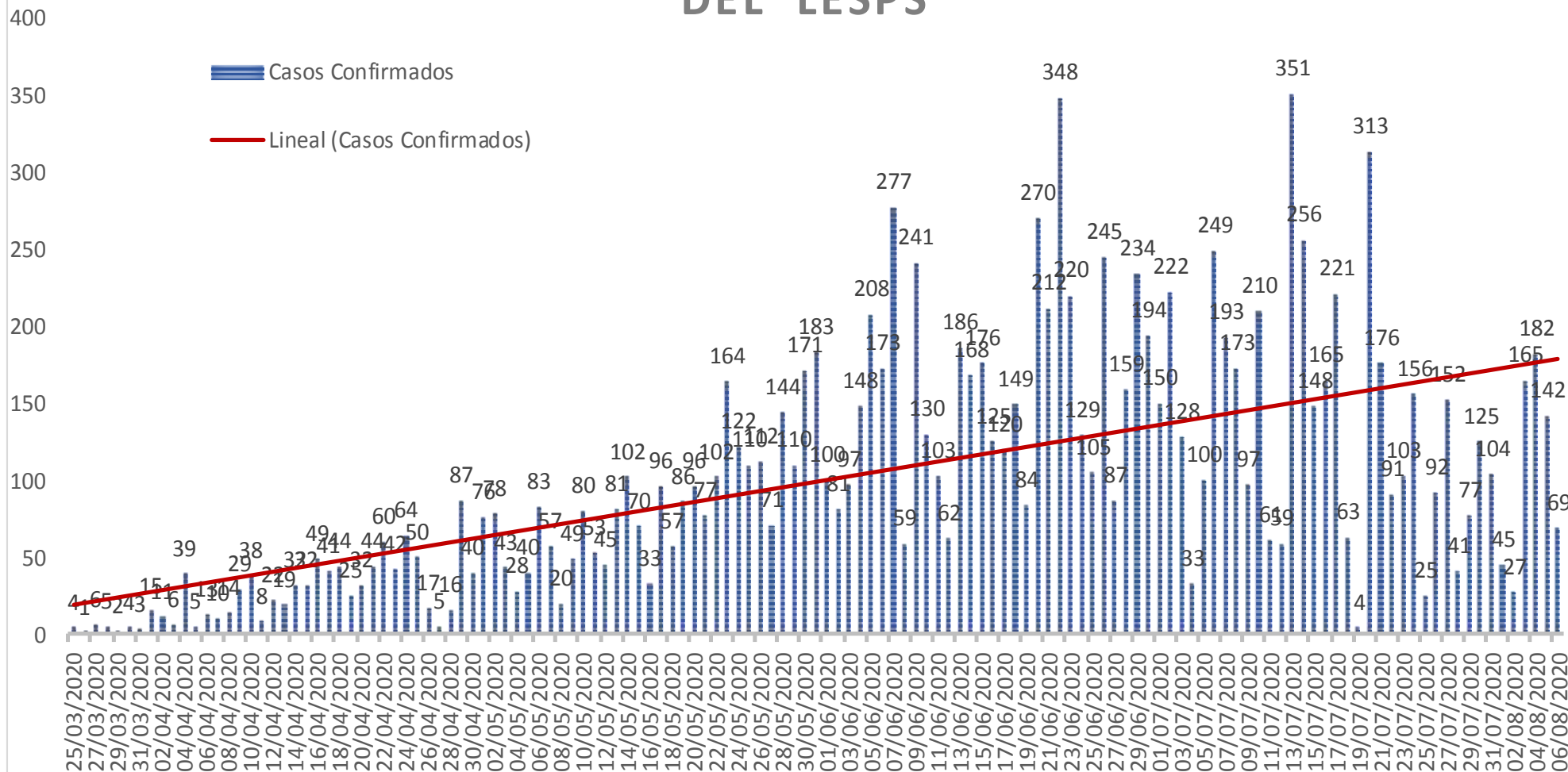
**NUEVA NORMALIDAD**

**Estatad Confirmados acumulados**

**13,473**

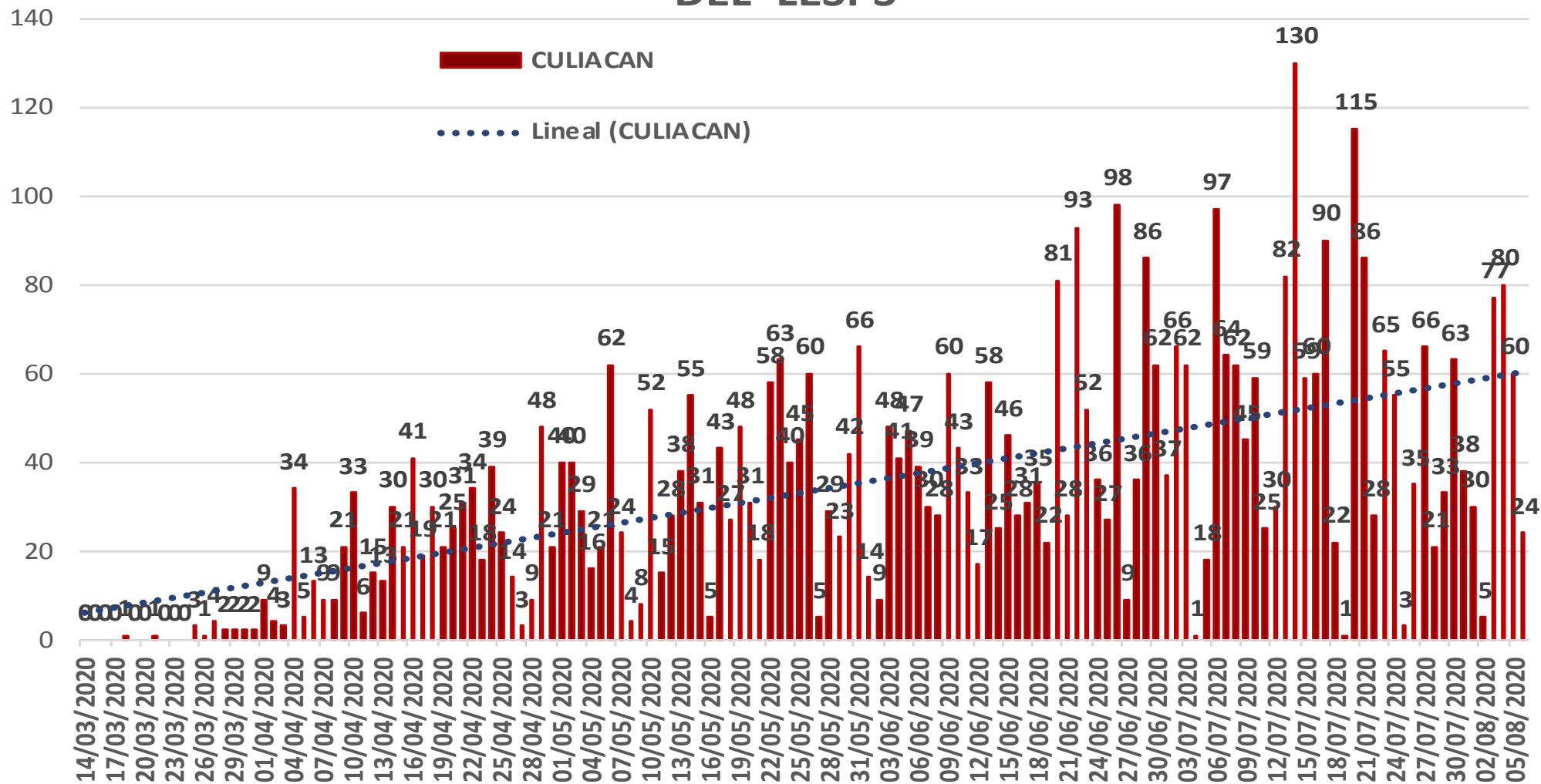


## CASOS CONFIRMADOS SEGÚN FECHA DE RESULTADO DEL LESPS



# COVID-19 Sinaloa: Curva epidémica de casos incidentes por fecha de resultado del LESPS.

## CASOS CONFIRMADOS SEGÚN FECHA DE RESULTADO DEL LESPS



**NUEVA NORMALIDAD**

**Estatad Confirmados acumulados**

**13,473**

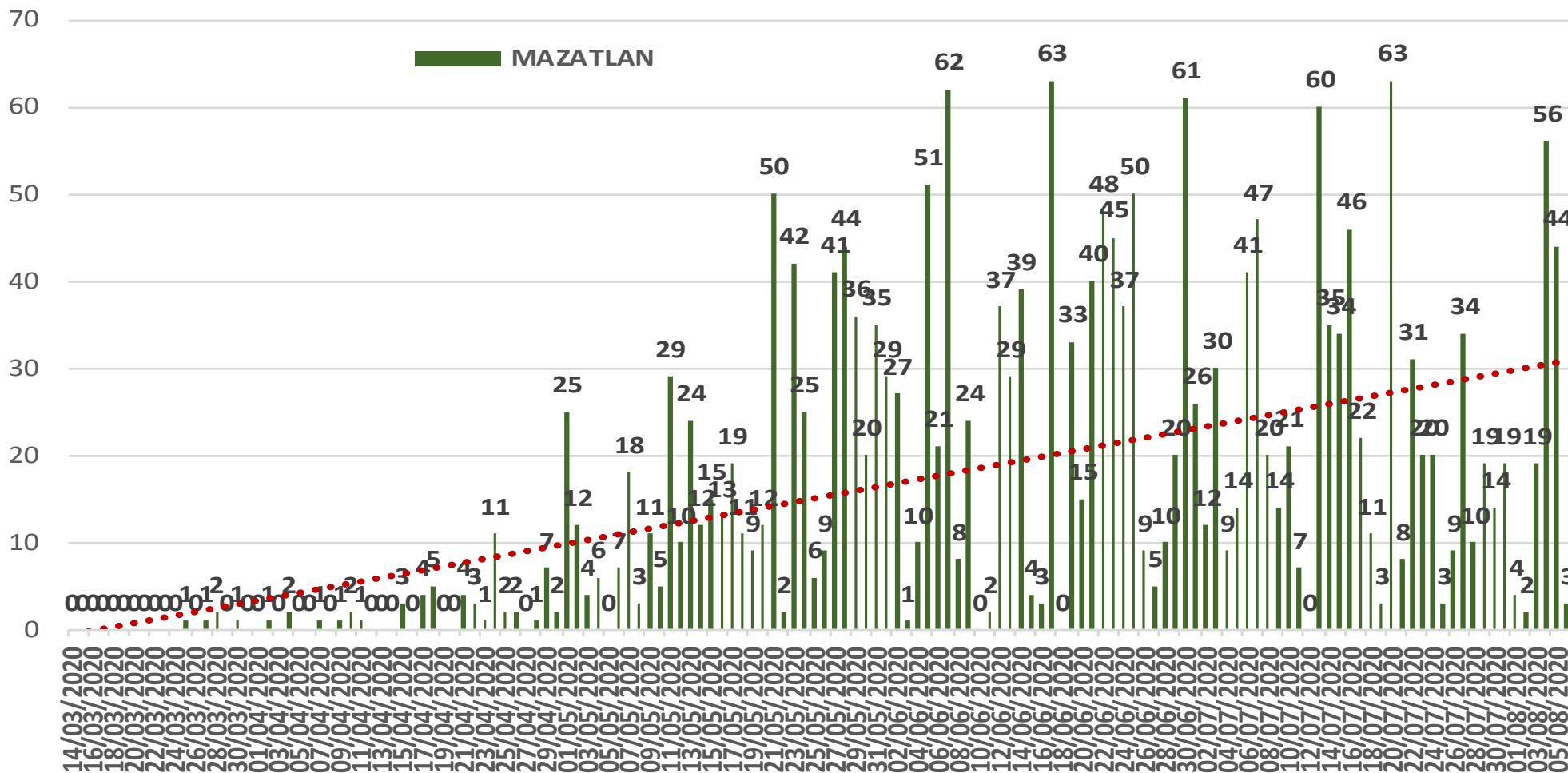
**Casos Confirmados CULIACAN**

**4,822**



# COVID-19 Sinaloa: Curva epidémica de casos incidentes por fecha de resultado del LESPS.

## CASOS CONFIRMADOS SEGÚN FECHA DE RESULTADO DEL LESPS



**NUEVA NORMALIDAD**

**Estatad Confirmados acumulados**  
**13,473**

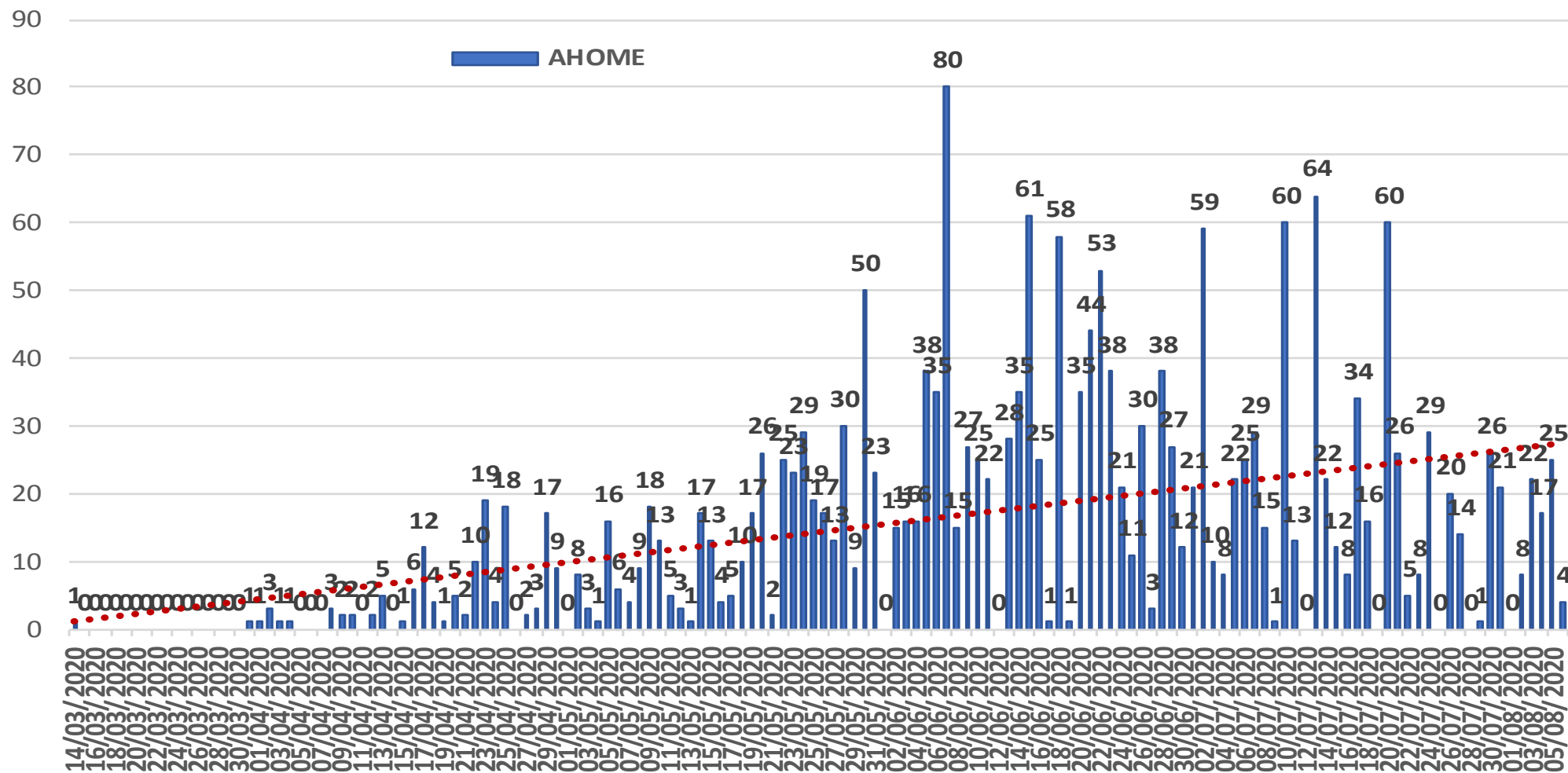
**Casos Confirmados MAZATLAN**  
**2,226**





# COVID-19 Sinaloa: Curva epidémica de casos incidentes por fecha de resultado del LESPS.

## CASOS CONFIRMADOS SEGÚN FECHA DE RESULTADO DEL LESPS



**NUEVA NORMALIDAD**

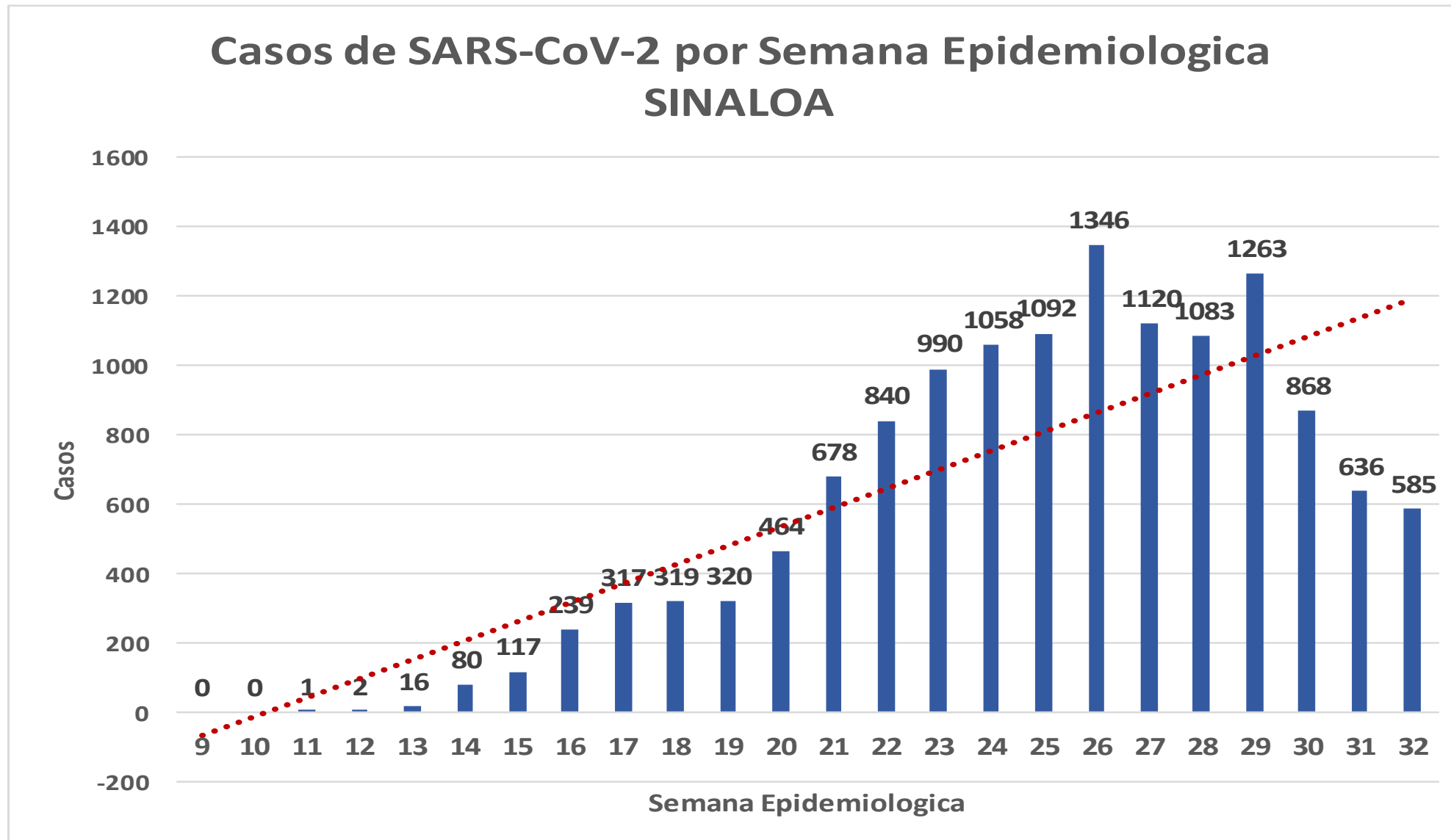
**Estatad Confirmados acumulados**  
**13,473**

**Casos Confirmados AHOME**  
**2,063**



# COVID-19 Sinaloa: Curva epidémica de casos incidentes por fecha de resultado del LESPS.

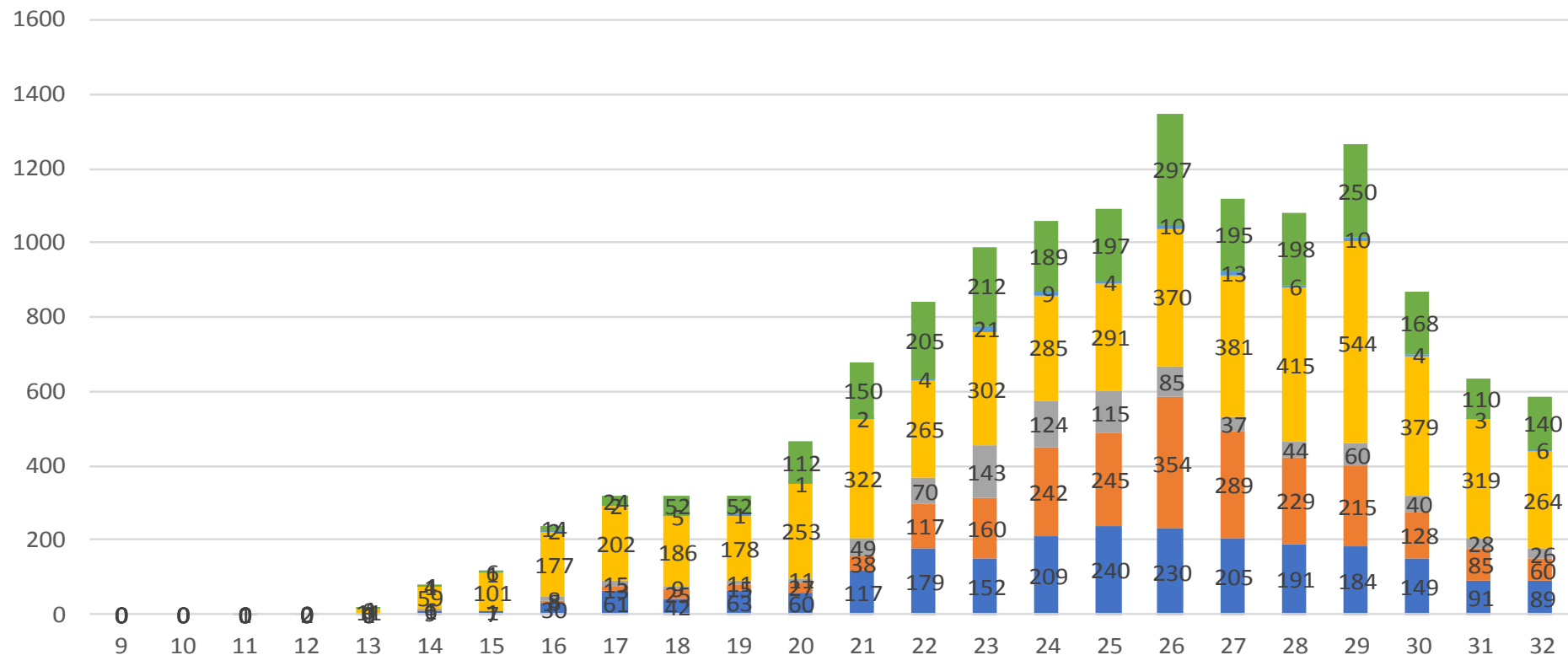
**NUEVA  
NORMALIDAD**



# COVID-19 Sinaloa: Curva epidémica de casos incidentes por fecha de resultado del LESPS.

## Casos SARS-CoV-2 pr Semana epidemiologica y Jurisdicción

■ Jurisd. No. 1 Mochis      ■ Jurisd. No. 2 Guasave      ■ Jurisd. No. 3 Guamuchil  
■ Jurisd. No. 4 Culiacan      ■ Jurisd. No. 5 Elota      ■ Jurisd. No. 6 Mazatlan



**NUEVA NORMALIDAD**

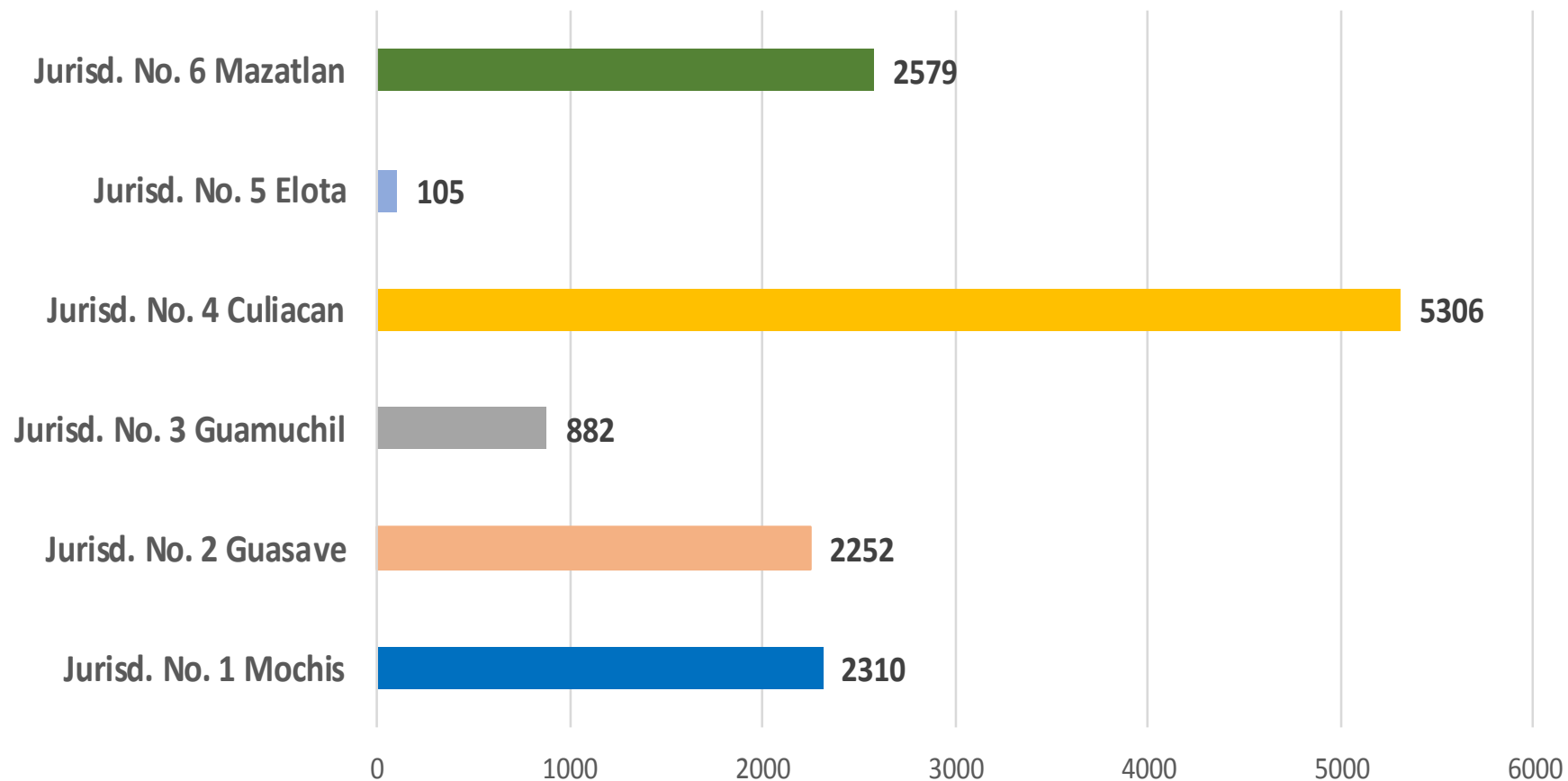
**Estatad Confirmados acumulados**  
**13,473**



# COVID-19 Sinaloa: Curva epidémica de casos incidentes por fecha de resultado del LESPS.

**NUEVA  
NORMALIDAD**

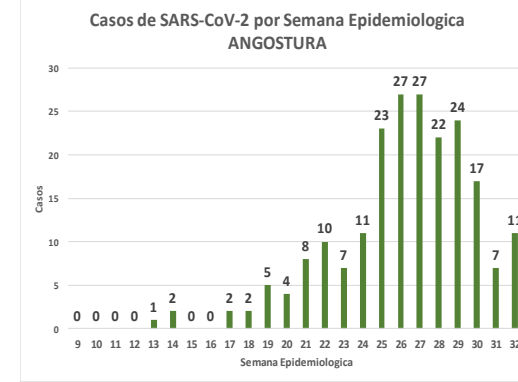
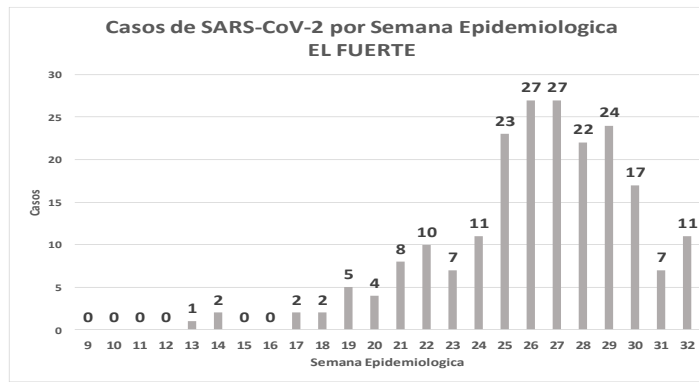
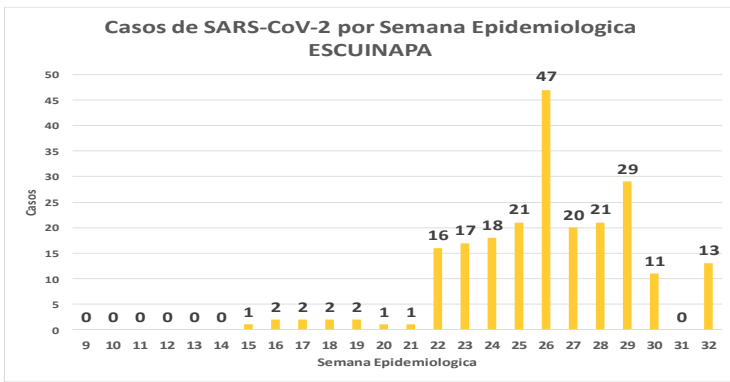
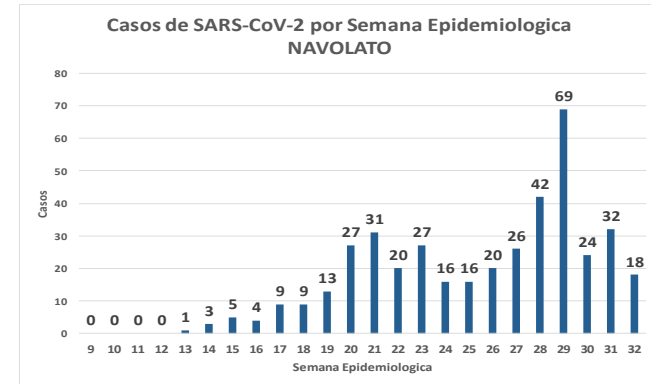
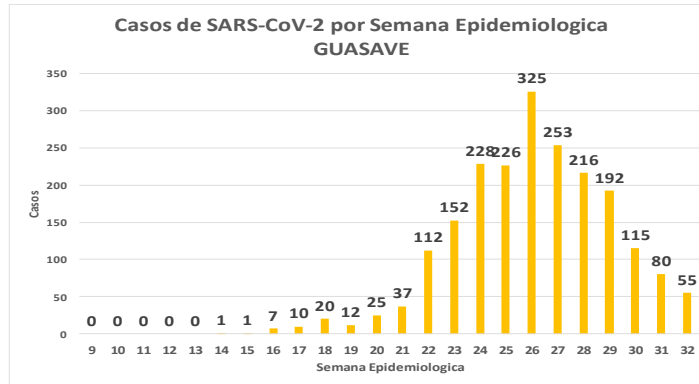
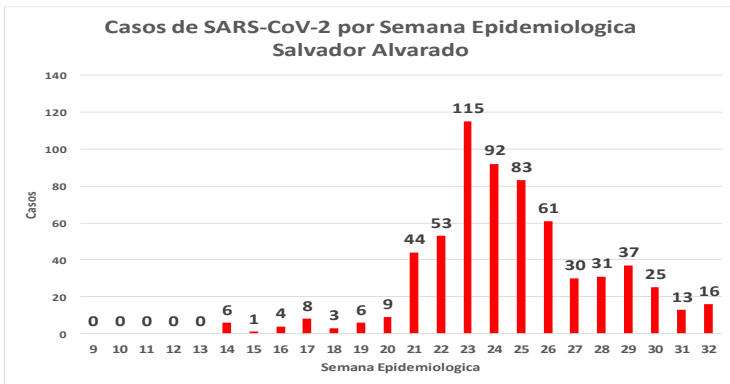
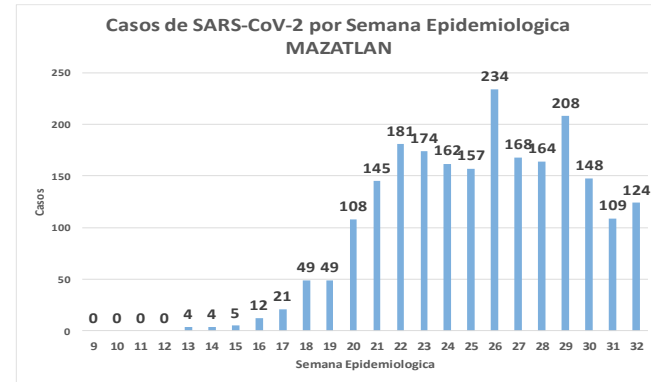
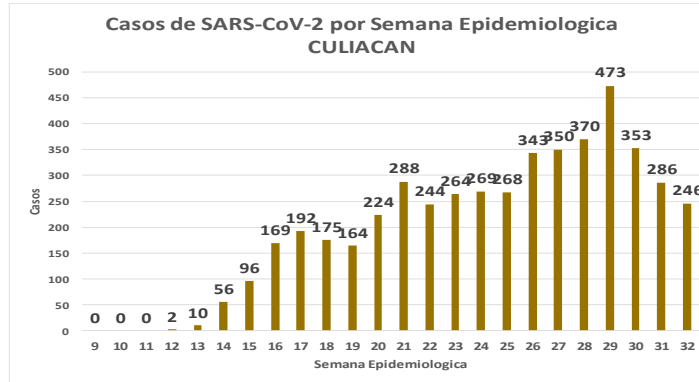
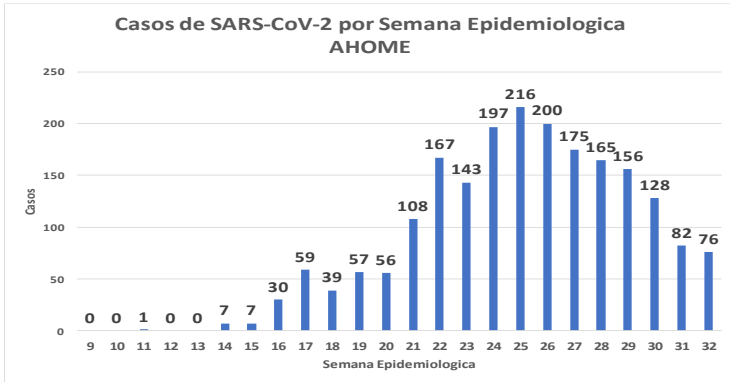
## Casos SARS-CoV-2 por Jurisdicción



# COVID-19 Sinaloa: Comportamiento COVID-19 por Municipio.



**NUEVA NORMALIDAD**





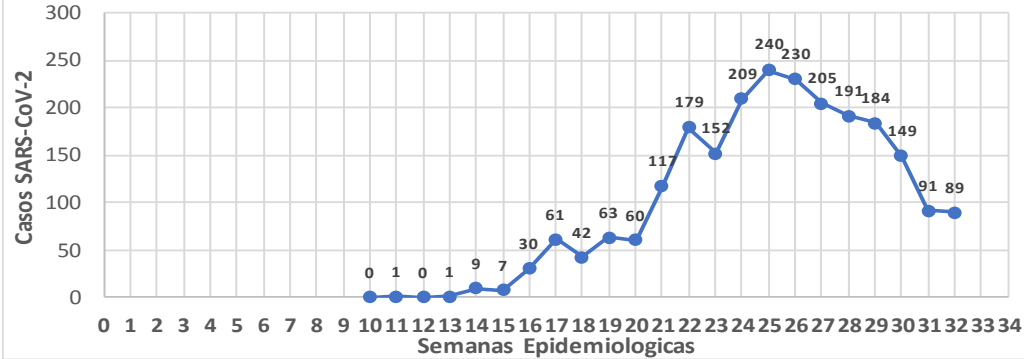
# COVID-19 Sinaloa: Comportamiento COVID-19 por JURISDICCION.



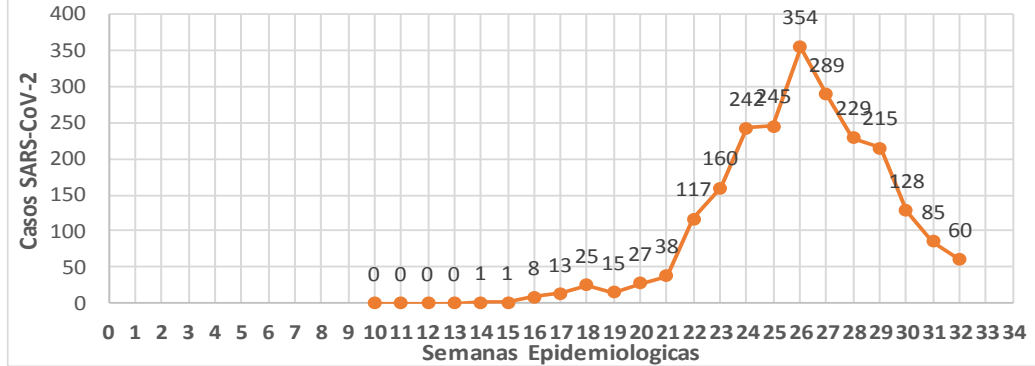
**SALUD**  
SECRETARÍA DE SALUD

**NUEVA NORMALIDAD**

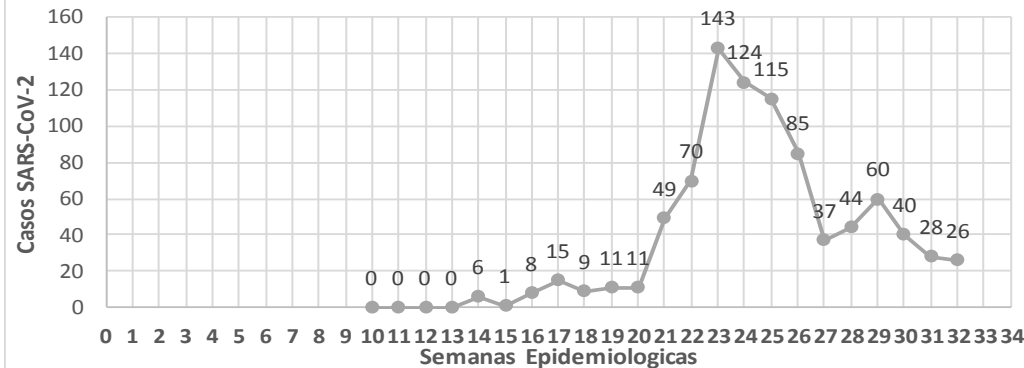
CASOS SARS-CoV-2 por Semana Epidemiologica  
JURISDICCION MOCHIS



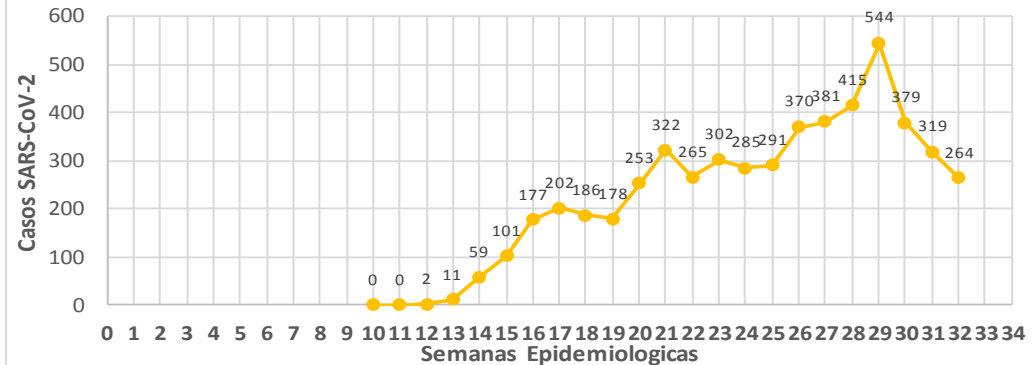
CASOS SARS-CoV-2 por Semana Epidemiologica  
JURISDICCION GUASAVE



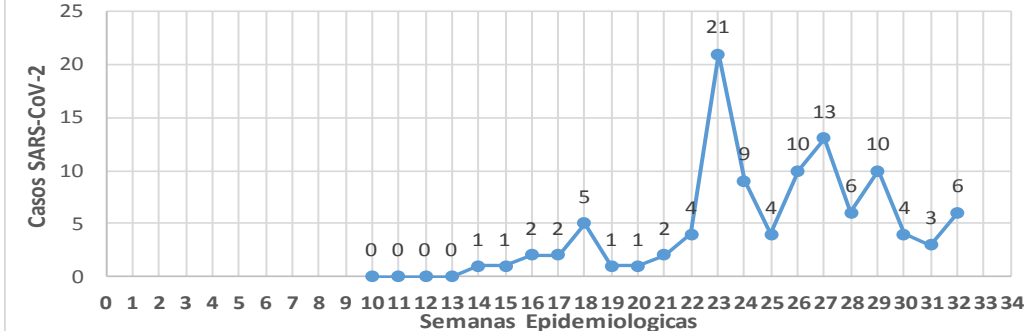
CASOS SARS-CoV-2 por Semana Epidemiologica  
JURISDICCION GUAMUCHIL



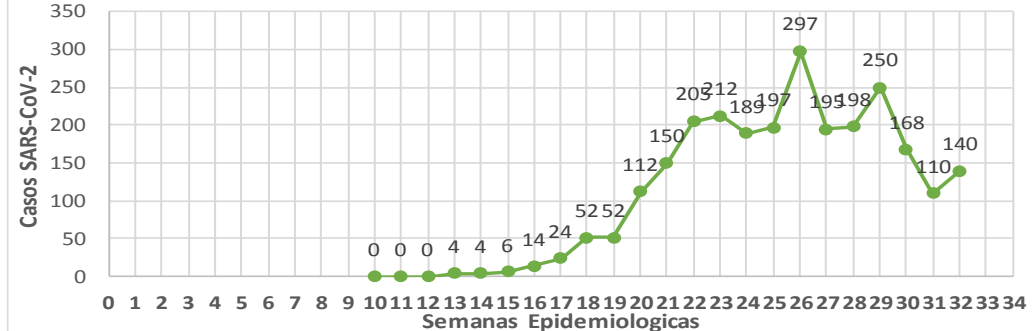
CASOS SARS-CoV-2 por Semana Epidemiologica  
JURISDICCION CULIACAN



CASOS SARS-CoV-2 por Semana Epidemiologica  
JURISDICCION ELOTA



CASOS SARS-CoV-2 por Semana Epidemiologica  
JURISDICCION MAZATLAN



# COVID-19 Sinaloa: Total de registros con toma de muestras en Plataforma SISVER.

## DATOS TOTALES DE REGISTROS EN PLATAFORMA SISVER

### SINALOA: SOSPECHOSOS POR SECTOR

| INSTITUCION        | NO ADECUADO | RECHAZADA  | NO RECIBIDA | SOSPECHOSOS   | TOTAL CON MUESTRA | % SOSPECHOSOS |
|--------------------|-------------|------------|-------------|---------------|-------------------|---------------|
| IMSS               | 0           | 305        | 91          | 10,904        | 11,300            | 43.6%         |
| IMSS-OPORTUNIDADES | 0           | 18         | 0           | 345           | 363               | 1.4%          |
| ISSSTE             | 2           | 14         | 20          | 1,489         | 1,525             | 5.9%          |
| PRIVADA            | 4           | 3          | 155         | 832           | 994               | 3.8%          |
| SEDENA             | 0           | 2          | 2           | 193           | 197               | 0.8%          |
| SEMAR              | 0           | 7          | 3           | 189           | 199               | 0.8%          |
| SSA                | 27          | 52         | 31          | 10,364        | 10,474            | 40.4%         |
| PEMEX              | 0           | 0          | 0           | 1             | 1                 | 0.0%          |
| ESTATAL            | 0           | 3          | 2           | 617           | 622               | 2.4%          |
| MUNICIPAL          | 2           | 1          | 0           | 238           | 241               | 0.9%          |
| <b>TOTAL</b>       | <b>35</b>   | <b>405</b> | <b>304</b>  | <b>25,172</b> | <b>25,916</b>     | <b>100.0%</b> |
|                    | 0.1%        | 1.6%       | 1.2%        | 97.1%         | 100.0%            |               |

| RESULTADO DEFINITIVO EN PLATAFORMA SISVER |        |
|---|--------|
| SARS-CoV-2                                | 13,577 |
| NEGATIVO                                  | 9,658  |
| NO RECIBIDA                               | 304    |
| INF AH1N1 PMD                             | 98     |
| RECHAZADA                                 | 405    |
| B   | 65     |
| A H3                                      | 20     |
| METAPNEUMOVIRUS                           | 9      |
| ENTEROV//RHINOVIRUS                       | 22     |
| CORONA OC43                               | 2      |
| NO ADECUADO                               | 35     |
| INF A                                     | 8      |
| CORONA 229E                               | 1      |
| CORONA NL63                               | 1      |
| CORONA HKU1                               | 1      |
| VSR                                       | 2      |
| ADENOVIRUS                                | 1      |
| PARAINFLUENZA 3                           | 1      |
| NO SUBTIPIFICADO                          | 1      |

**NUEVA NORMALIDAD**

**25,916** SOSPECHOSOS **13,577** CONFIRMADOS **52.4%**

|      |       |   |
|------|-------|---|
| 1.7% | 446   | DE LOS REGISTROS SIN RESULTADO TIENEN UNA FECHA DE RECEPCION EN LABORATORIO |
| 5.0% | 1,284 | SIN RECEPCION EN LABORATORIO Y SIN RESULTADO                                |
| 6.7% | 1,730 | SIN REGISTRO DE RECEPCION EN LABORATORIO                                    |
| 0.1% | 35    | NO ADECUADAS  |
| 1.6% | 405   | RECHAZADAS  |
| 1.2% | 304   | NO RECIBIDAS  |
|      | 139   | TIENEN MAS DE 72 HORAS DE RECEPCION EN EL LABORATORIO                       |
| 8.6% | 12    | CORRESPONDEN A REGISTROS CON MAS DE 7 DIAS DE TRANSITO                      |



# COVID-19 Sinaloa: Total de registros con toma de muestras en Plataforma SISVER.



INFORMACION AL DIA : jueves, 06 de agosto de 2020

## SE TOMO MUESTRA PERO SIN RECEPCION EN LABORATORIO

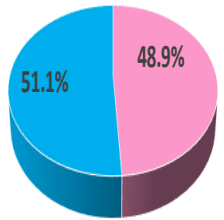
| Municipios        | IMSS       | IMSS-OPORTUNIDADES | ISSSTE    | PRIVADA    | SEDENA    | SEMAR     | SSA        | PEMEX    | ESTATAL   | MUNICIPAL | TOTAL        |
|-------------------|------------|--------------------|-----------|------------|-----------|-----------|------------|----------|-----------|-----------|--------------|
| AHOME             | 57         | 2                  | 14        | 1          | 0         | 6         | 76         | 0        | 0         | 0         | 156          |
| CHOIX             | 1          | 1                  | 0         | 0          | 0         | 0         | 1          | 0        | 0         | 0         | 3            |
| EL FUERTE         | 5          | 11                 | 2         | 0          | 0         | 0         | 1          | 0        | 0         | 0         | 19           |
| GUASAVE           | 181        | 0                  | 6         | 10         | 0         | 0         | 81         | 0        | 0         | 0         | 278          |
| SINALOA           | 2          | 0                  | 2         | 3          | 0         | 0         | 31         | 0        | 0         | 0         | 38           |
| ANGOSTURA         | 8          | 0                  | 0         | 2          | 0         | 0         | 6          | 0        | 0         | 0         | 16           |
| MOCORITO          | 0          | 0                  | 4         | 7          | 0         | 0         | 4          | 0        | 0         | 0         | 15           |
| SALVADOR ALVARADO | 19         | 0                  | 0         | 0          | 0         | 0         | 10         | 0        | 0         | 0         | 29           |
| BADIRAGUATO       | 0          | 0                  | 0         | 1          | 0         | 0         | 5          | 0        | 1         | 0         | 7            |
| CULIACAN          | 253        | 0                  | 39        | 295        | 0         | 1         | 182        | 0        | 20        | 0         | 790          |
| NAVOLATO          | 37         | 0                  | 7         | 5          | 0         | 0         | 17         | 0        | 2         | 0         | 68           |
| COSALA            | 0          | 0                  | 0         | 0          | 0         | 0         | 7          | 0        | 0         | 0         | 7            |
| ELOTA             | 1          | 0                  | 0         | 1          | 0         | 0         | 3          | 0        | 1         | 0         | 6            |
| SAN IGNACIO       | 0          | 0                  | 1         | 2          | 0         | 0         | 1          | 0        | 0         | 0         | 4            |
| CONCORDIA         | 0          | 0                  | 2         | 1          | 0         | 0         | 1          | 0        | 0         | 0         | 4            |
| ESCUINAPA         | 1          | 0                  | 1         | 0          | 0         | 0         | 19         | 0        | 0         | 0         | 21           |
| MAZATLAN          | 71         | 7                  | 19        | 60         | 12        | 10        | 59         | 0        | 0         | 7         | 245          |
| ROSARIO           | 1          | 0                  | 2         | 3          | 0         | 0         | 6          | 0        | 0         | 0         | 12           |
| <b>Total</b>      | <b>637</b> | <b>21</b>          | <b>99</b> | <b>391</b> | <b>12</b> | <b>17</b> | <b>510</b> | <b>0</b> | <b>24</b> | <b>7</b>  | <b>1,718</b> |
| Otro Estado       | 3          | 0                  | 0         | 5          | 1         | 0         | 3          | 0        | 0         | 0         | 12           |

| Municipios        | REGISTROS SIN RESULTADO Y TIENEN FECHA DE RECEPCION EN LABORATORIO | TIENEN MAS DE 72 HORAS DE RECEPCION EN EL LABORATORIO Y SIN RESULTADO |
|-------------------|--|---|
| AHOME             | 69   | 21  |
| CHOIX             | 0  | 0   |
| EL FUERTE         | 1  | 1   |
| GUASAVE           | 75   | 40  |
| SINALOA           | 32   | 17  |
| ANGOSTURA         | 3  | 1   |
| MOCORITO          | 5  | 0   |
| SALVADOR ALVARADO | 8  | 5   |
| BADIRAGUATO       | 5  | 1   |
| CULIACAN          | 170  | 41  |
| NAVOLATO          | 21   | 3   |
| COSALA            | 4  | 1   |
| ELOTA             | 4  | 4   |
| SAN IGNACIO       | 0  | 0   |
| CONCORDIA         | 1  | 0   |
| ESCUINAPA         | 6  | 0   |
| MAZATLAN          | 37   | 3   |
| ROSARIO           | 2  | 0   |
| <b>Total</b>      | <b>443</b>   | <b>138</b>  |
| Otro Estado       | 3  | 1   |

# COVID-19 Sinaloa: Casos confirmados por edad y sexo

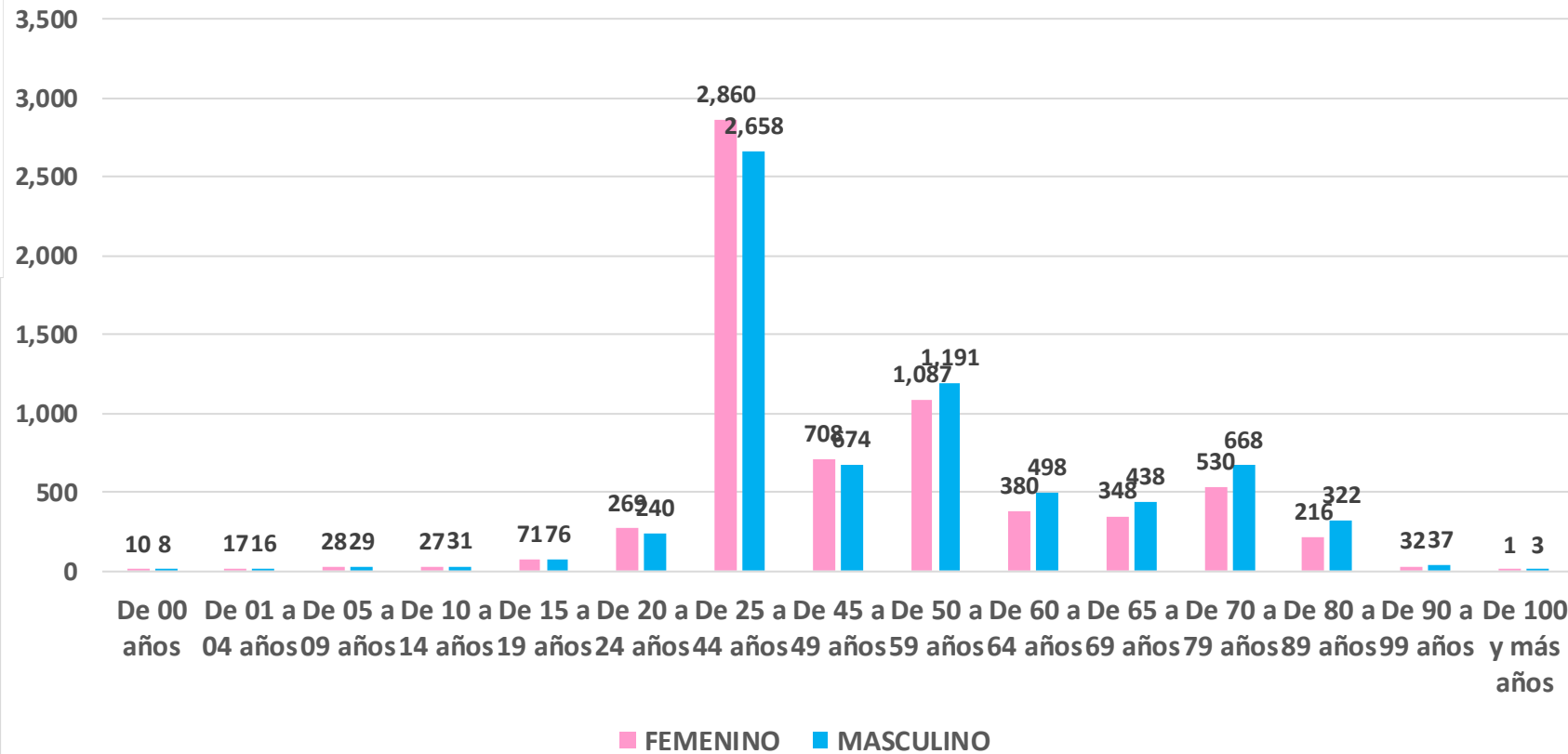
Mediana de edad: **46** años

CASOS CONFIRMADOS SEGÚN SEXO



■ MUJER ■ HOMBRE

## Casos Confirmados COVID-19, por Edad y Sexo



NUEVA  
NORMALIDAD

**13,473**

Confirmados  
acumulados



# COVID-19 Sinaloa: Casos confirmados por edad y sexo

## GRUPOS DE EDAD NOTIFICADOS EN PLATAFORMA POR COVID-19, SINALOA

| Grupo de Edad        | Sospechosos   | %             | CASOS (+)<br>COVID-19 | %             | Defuncion    | Letalidad    | Hosp-COVID-19 | Indice de Hospitalizacion | Tasa de Incidencia |
|----------------------|---------------|---------------|-----------------------|---------------|--------------|--------------|---------------|---------------------------|--------------------|
| De 00 años           | 116           | 0.39%         | 18                    | 0.1%          | 1            | 5.6%         | 12            | 66.7%                     | 35.8               |
| De 01 a 04 años      | 247           | 0.8%          | 33                    | 0.2%          | 1            | 3.0%         | 12            | 36.4%                     | 16.2               |
| De 05 a 09 años      | 232           | 0.78%         | 57                    | 0.4%          | 3            | 5.3%         | 15            | 26.3%                     | 21.7               |
| De 10 a 14 años      | 237           | 0.8%          | 58                    | 0.4%          | 3            | 5.2%         | 10            | 17.2%                     | 21.3               |
| De 15 a 19 años      | 519           | 1.74%         | 147                   | 1.1%          | 1            | 0.7%         | 24            | 16.3%                     | 53.2               |
| De 20 a 24 años      | 1,481         | 5.0%          | 509                   | 3.8%          | 8            | 1.6%         | 37            | 7.3%                      | 188.1              |
| De 25 a 44 años      | 13,058        | 43.86%        | 5,518                 | 41.0%         | 162          | 2.9%         | 747           | 13.5%                     | 602.1              |
| De 45 a 49 años      | 3,074         | 10.3%         | 1,382                 | 10.3%         | 144          | 10.4%        | 401           | 29.0%                     | 700.1              |
| De 50 a 59 años      | 4,684         | 15.73%        | 2,278                 | 16.9%         | 440          | 19.3%        | 1,035         | 45.4%                     | 698.3              |
| De 60 a 64 años      | 1,611         | 5.4%          | 878                   | 6.5%          | 280          | 31.9%        | 546           | 62.2%                     | 719.2              |
| De 65 a 69 años      | 1,322         | 4.44%         | 786                   | 5.8%          | 331          | 42.1%        | 584           | 74.3%                     | 303.9              |
| De 70 a 79 años      | 2,075         | 7.0%          | 1,198                 | 8.9%          | 612          | 51.1%        | 958           | 80.0%                     |                    |
| De 80 a 89 años      | 966           | 3.24%         | 538                   | 4.0%          | 321          | 59.7%        | 442           | 82.2%                     |                    |
| De 90 a 99 años      | 145           | 0.5%          | 69                    | 0.5%          | 40           | 58.0%        | 52            | 75.4%                     |                    |
| De 100 y más años    | 8             | 0.03%         | 4                     | 0.0%          | 0            | 0.0%         | 1             | 25.0%                     |                    |
| <b>Total general</b> | <b>29,775</b> | <b>100.0%</b> | <b>13,473</b>         | <b>100.0%</b> | <b>2,347</b> | <b>17.4%</b> | <b>4,876</b>  | <b>36.2%</b>              | <b>426.8</b>       |

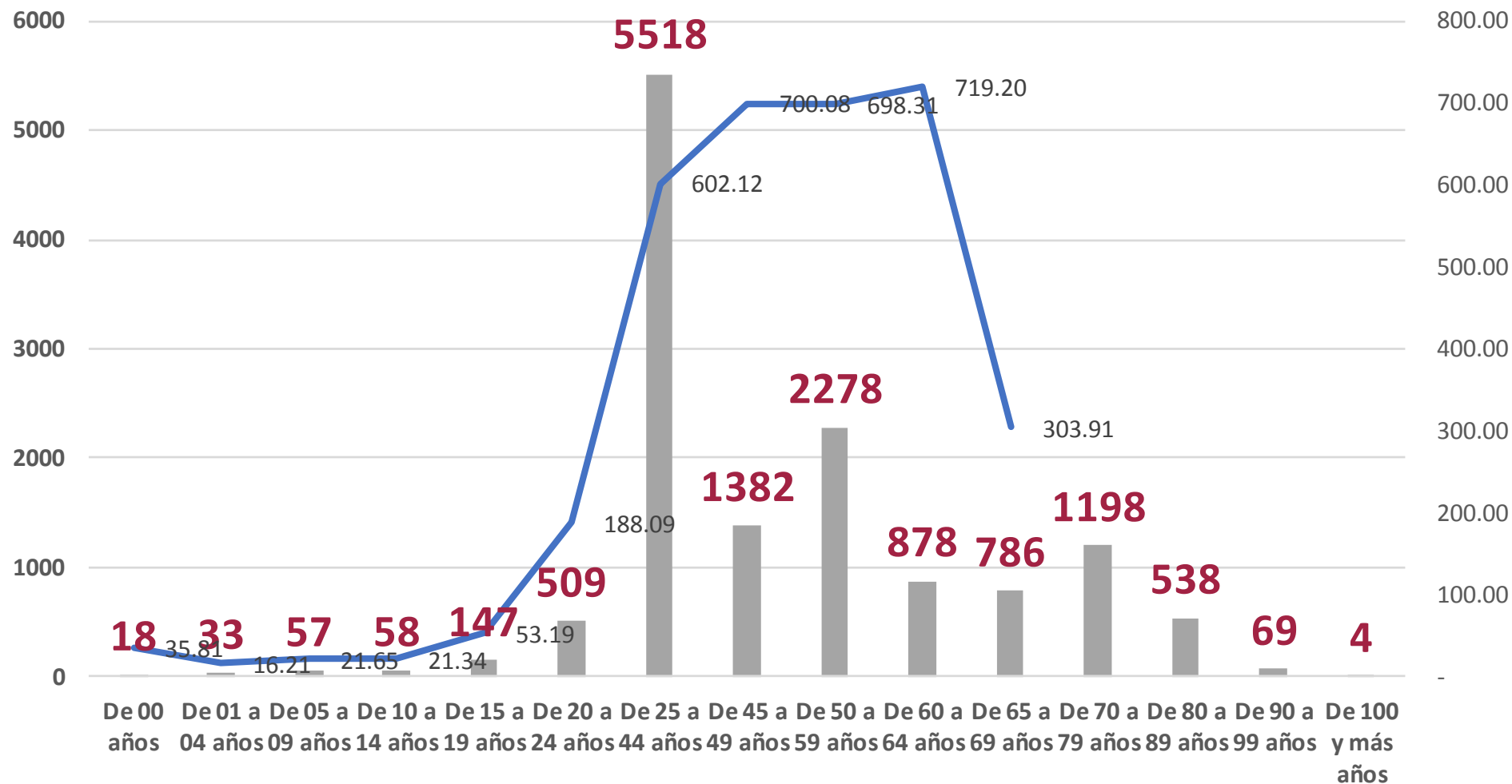
**NUEVA  
NORMALIDAD**

Tasa de Letalidad Estatal  
**17.4%**



# COVID-19 Sinaloa: Casos confirmados por edad y sexo

## Casos Notificados y Confirmados en el Estado de Sinaloa por Grupo de Edad en Plataforma COVID-19



**NUEVA NORMALIDAD**

**Tasa de Incidencia Estatal**  
**426.81**  
Por 100 mil habt.





# COVID-19 Sinaloa: Defunciones acumuladas por edad y sexo

**Mediana de edad: 66 años**

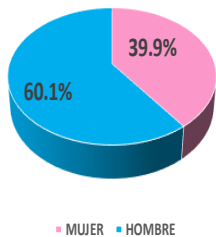
**NUEVA  
NORMALIDAD**

**2,347**

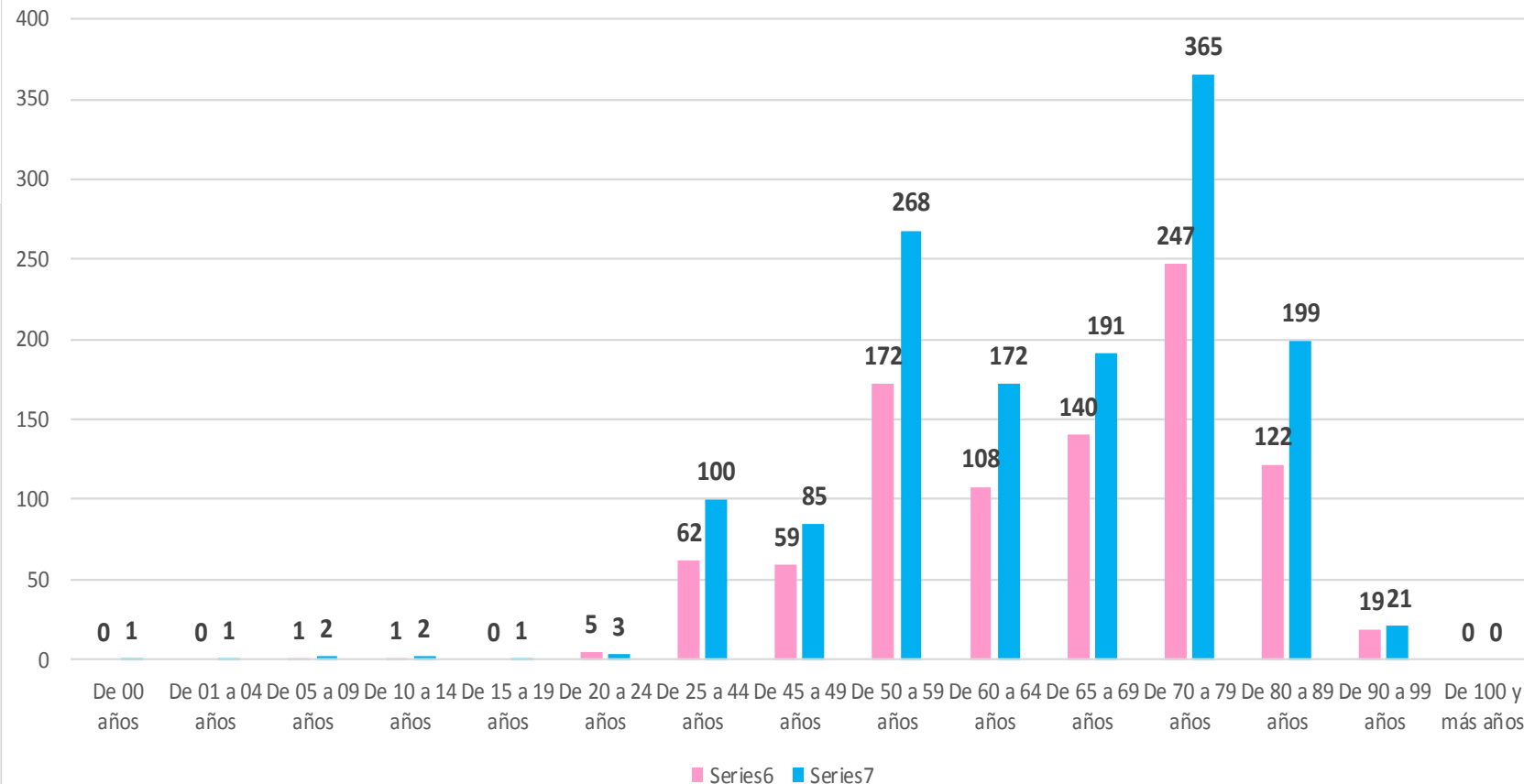
**Defunciones**



DEFUNCIONES CONFIRMADAS SEGÚN SEXO



DEFUNCIONES DE CASOS CONFIRMADOS COVID-19, POR EDAD Y SEXO



# COVID-19 Sinaloa: Defunciones acumuladas por comorbilidad

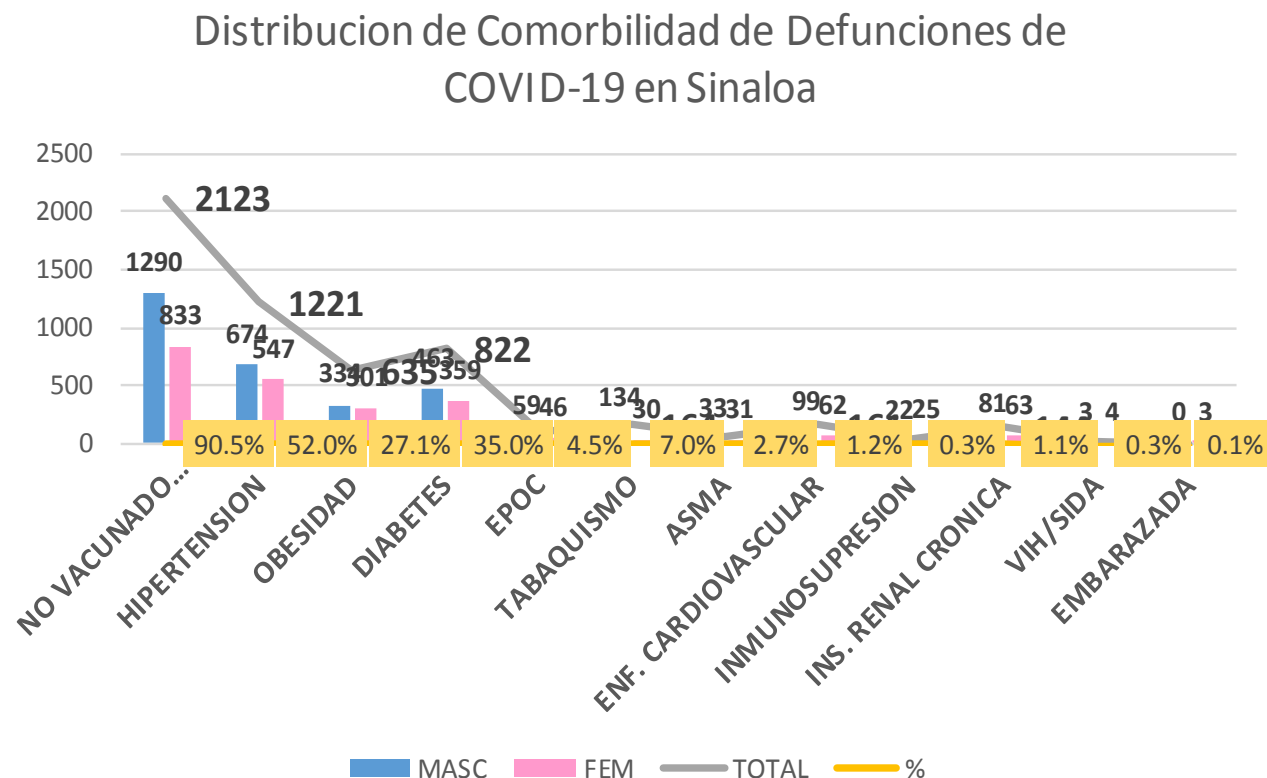
**NUEVA  
NORMALIDAD**

**2,347**

**Defunciones**

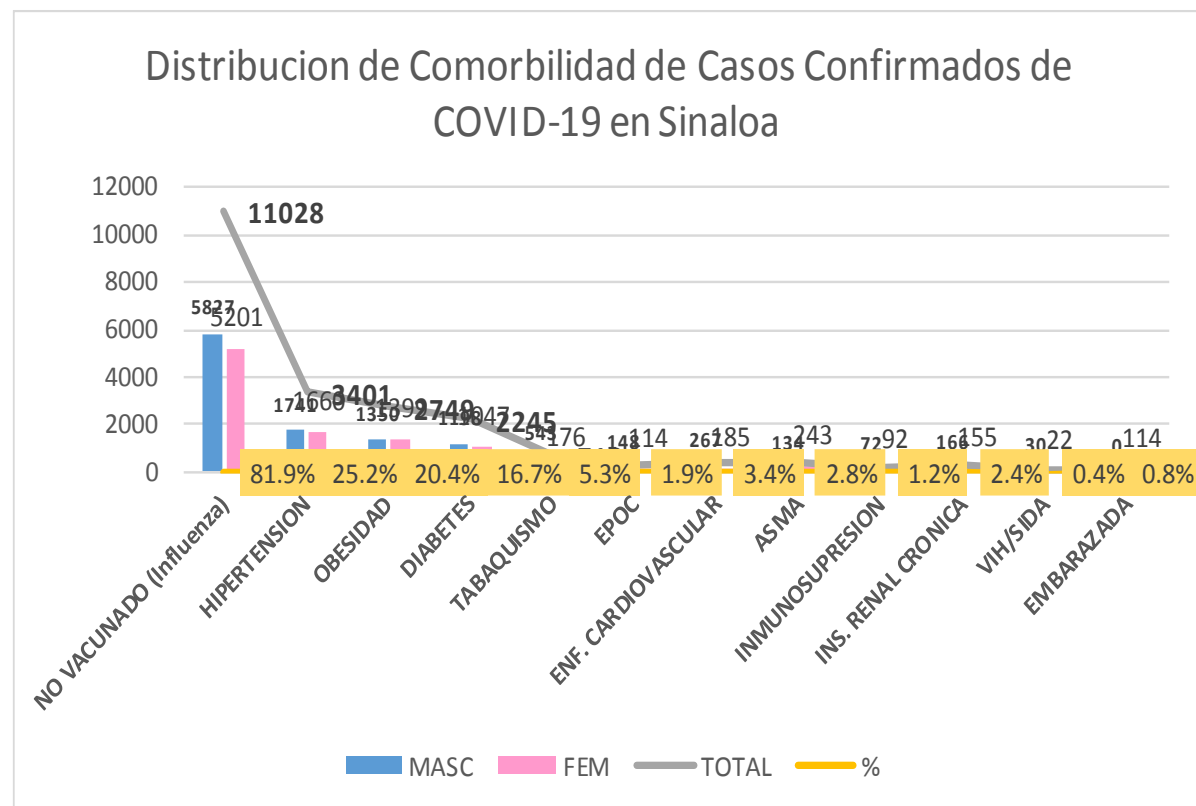


| DEFUNCIONES             |             |            |       |       |
|-------------------------|-------------|------------|-------|-------|
| <b>2347</b>             | <b>1411</b> | <b>936</b> |       |       |
| COMORBILIDAD            | MASC        | FEM        | TOTAL | %     |
| NO VACUNADO (Influenza) | 1290        | 833        | 2123  | 90.5% |
| HIPERTENSION            | 674         | 547        | 1221  | 52.0% |
| OBESIDAD                | 334         | 301        | 635   | 27.1% |
| DIABETES                | 463         | 359        | 822   | 35.0% |
| EPOC                    | 59          | 46         | 105   | 4.5%  |
| TABAQUISMO              | 134         | 30         | 164   | 7.0%  |
| ASMA                    | 33          | 31         | 64    | 2.7%  |
| ENF. CARDIOVASCULAR     | 99          | 62         | 161   | 1.2%  |
| INMUNOSUPRESION         | 22          | 25         | 47    | 0.3%  |
| INS. RENAL CRONICA      | 81          | 63         | 144   | 1.1%  |
| VIH/SIDA                | 3           | 4          | 7     | 0.3%  |
| EMBARAZADA              | 0           | 3          | 3     | 0.1%  |



# COVID-19 Sinaloa: Casos Confirmados por comorbilidad

| CASOS CONFIRMADOS       |       |      |       |       |
|-------------------------|-------|------|-------|-------|
|                         | 13472 | 6889 | 6583  |       |
| COMORBILIDAD            | MASC  | FEM  | TOTAL | %     |
| NO VACUNADO (Influenza) | 5827  | 5201 | 11028 | 81.9% |
| HIPERTENSION            | 1741  | 1660 | 3401  | 25.2% |
| OBESIDAD                | 1350  | 1399 | 2749  | 20.4% |
| DIABETES                | 1198  | 1047 | 2245  | 16.7% |
| TABAQUISMO              | 543   | 176  | 719   | 5.3%  |
| EPOC                    | 148   | 114  | 262   | 1.9%  |
| ENF. CARDIOVASCULAR     | 267   | 185  | 452   | 3.4%  |
| ASMA                    | 134   | 243  | 377   | 2.8%  |
| INMUNOSUPRESION         | 72    | 92   | 164   | 1.2%  |
| INS. RENAL CRONICA      | 166   | 155  | 321   | 2.4%  |
| VIH/SIDA                | 30    | 22   | 52    | 0.4%  |
| EMBARAZADA              | 0     | 114  | 114   | 0.8%  |



**NUEVA  
NORMALIDAD**

**Confirmados  
acumulados**

**13,473**



# COVID-19 Sinaloa: Confirmados y Defunciones acumuladas por Institución

## CONFIRMADOS POR INSTITUCION EN PLATAFORMA POR COVID-19, SINALOA

| Institucion           | Notificados   | Confirmados   | %             | Defunciones  |
|-----------------------|---------------|---------------|---------------|--------------|
| SSA                   | 10,991        | 5,094         | 37.8%         | 474          |
| IMSS                  | 13,711        | 6,153         | 45.7%         | 1,327        |
| IMSS_PR               | 384           | 190           | 1.4%          | 21           |
| ISSSTE                | 2,079         | 958           | 7.1%          | 347          |
| PEMEX                 | 0             | 0             | 0.0%          | 0            |
| Privados              | 1,102         | 281           | 2.1%          | 53           |
| SEDENA                | 286           | 130           | 1.0%          | 12           |
| SEMAR                 | 332           | 117           | 0.9%          | 21           |
| Servicios Estatales   | 650           | 396           | 2.9%          | 82           |
| Servicios Municipales | 240           | 154           | 1.1%          | 10           |
| Universitarios        | 0             | 0             | 0.0%          | 0            |
| Cruz Roja             | 0             | 0             | 0.0%          | 0            |
| DIF                   | 0             | 0             | 0.0%          | 0            |
| <b>Total</b>          | <b>29,775</b> | <b>13,473</b> | <b>100.0%</b> | <b>2,347</b> |

NUEVA  
NORMALIDAD

**2,347**

Defunciones



# COVID-19 Sinaloa: Tipo de Paciente por Evolución Hospitalaria

TIPO DE PACIENTE REG. CONFIRMADO POR COVID-19, SIN

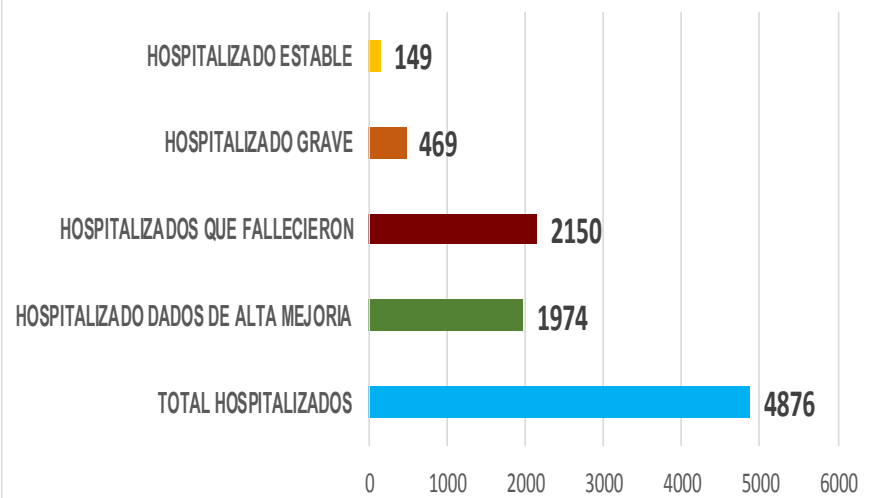
| TIPO DE PACIENTE CONFIRMADO POR COVID-19, SINALOA POR EVOLUCION DE GRAVEDAD AL 06/ago/2020 |              |               |
|--|--------------|---------------|
| EVOLUCION HOSPITALIA   | Casos        | %             |
| AMBULATORIO  | 8597         | 63.8%         |
| HOSPITALIZADO  | 4876         | 36.2%         |
|  | <b>13473</b> | <b>100.0%</b> |

## TIPO DE PACIENTE HOSPITALIZADOS Y CONFIRMADO POR COVID-19, SINALOA

|                                     |      | %     |
|-------------------------------------|------|-------|
| TOTAL HOSPITALIZADOS                | 4876 | %     |
| HOSPITALIZADO DADOS DE ALTA MEJORIA | 1974 | 40.5% |
| HOSPITALIZADOS QUE FALLECIERON      | 2150 | 44.1% |
| HOSPITALIZADO GRAVE                 | 469  | 9.6%  |
| HOSPITALIZADO ESTABLE               | 149  | 3.1%  |

NUEVA NORMALIDAD

Tipo de paciente Hospitalizado y Confirmado por COVID-19



## Casos Hospitalizados Intubados y Positivos a SARS-Cov-2

|                                     |     |        |
|-------------------------------------|-----|--------|
| Total de Casos Intubados            | 410 | 100.0% |
| Total de Intubados No Grave         | 3   | 0.7%   |
| Total de Intubados Grave            | 50  | 12.2%  |
| Total de Intubados con Alta Mejoria | 46  | 11.2%  |
| Total de Intubados Fallecidos       | 301 | 73.4%  |
| Total de Intubados Alta Traslado    | 8   | 2.0%   |



# COVID-19 Sinaloa: Casos confirmados y Defunciones por Ocupación

**NUEVA  
NORMALIDAD**

**2,347**

**Defunciones**

**Confirmados  
acumulados**

**13,473**



## ESTATAL

| OCUPACIÓN                                      | ESTATAL                    |                              |
|--|----------------------------|------------------------------|
|  | CASOS CONFIRMADOS COVID-19 | DEFUNCIONES COVID-19 ESTATAL |
| OTROS TRABAJADORES DE LA SALUD                 | 886                        | 8                            |
| MEDICOS  | 818                        | 22                           |
| ENFERMERAS                                     | 1379                       | 8                            |
| DENTISTAS                                      | 28                         | 1                            |
| LABORATORISTAS                                 | 59                         | 1                            |
| OTROS PROFESIONISTAS                           | 300                        | 19                           |
| ESTUDIANTES                                    | 359                        | 11                           |
| JUBILADO / PENSIONADO                          | 1150                       | 575                          |
| GERENTES O PROPIETARIOS DE EMPRESAS O NEGOCIOS | 66                         | 12                           |
| HOGAR  | 2195                       | 679                          |
| COMERCIANTES DE MERCADOS FIJOS O AMBULANTES    | 216                        | 46                           |
| CHOFERES                                       | 128                        | 26                           |
| MAESTROS                                       | 151                        | 21                           |
| CAMPESINOS                                     | 173                        | 55                           |
| OBREROS  | 101                        | 30                           |
| OTROS  | 1574                       | 237                          |
| DESEMPLEADOS                                   | 824                        | 268                          |
| EMPLEADOS                                      | 3065                       | 328                          |

**13472**

**2347**

**17.4%**

## DEFUNCIONES EN PERSONAL DE LA SALUD POR GRUPO DE EDAD CON SARS-Cov2

| DEFUNCIONES POR GRUPO DE EDAD CON SARS-Cov2 | MEDICOS   | ENFERMERAS | OTROS TRABAJADORES DE LA SALUD | LABORATORISTAS | DENTISTAS | Total     | %             |
|---|-----------|------------|--------------------------------|----------------|-----------|-----------|---------------|
| De 20 a 24 años                             | 0         | 0          | 0                              | 0              | 0         | 0         | 0.0%          |
| De 25 a 44 años                             | 2         | 3          | 0                              | 0              | 0         | 5         | 12.5%         |
| De 45 a 49 años                             | 2         | 1          | 1                              | 0              | 0         | 4         | 10.0%         |
| De 50 a 59 años                             | 5         | 4          | 4                              | 1              | 0         | 14        | 35.0%         |
| De 60 a 64 años                             | 4         | 0          | 0                              | 0              | 0         | 4         | 10.0%         |
| De 65 a 69 años                             | 6         | 0          | 2                              | 0              | 1         | 9         | 22.5%         |
| De 70 a 79 años                             | 3         | 0          | 1                              | 0              | 0         | 4         | 10.0%         |
| De 80 a 89 años                             | 0         | 0          | 0                              | 0              | 0         | 0         | 0.0%          |
| De 90 a 99 años                             | 0         | 0          | 0                              | 0              | 0         | 0         | 0.0%          |
| De 100 y más años                           | 0         | 0          | 0                              | 0              | 0         | 0         | 0.0%          |
| <b>Total general</b>                        | <b>22</b> | <b>8</b>   | <b>8</b>                       | <b>1</b>       | <b>1</b>  | <b>40</b> | <b>100.0%</b> |

55.0% 20.0% 20.0% 2.5% 2.5% 100.0%

# COVID-19 Sinaloa: Casos confirmados en personal de la salud por Municipio

| CASOS CONFIRMADOS SARS-Cov2 EN PERSONAL DE LA SALUD POR MUNICIPIO |            |             |                                |                |           |             |              |
|---|------------|-------------|--------------------------------|----------------|-----------|-------------|--------------|
| Municipios  | MEDICOS    | ENFERMERAS  | OTROS TRABAJADORES DE LA SALUD | LABORATORISTAS | DENTISTAS | Total       | %            |
| AHOME   | 152        | 272         | 214                            | 13             | 4         | 655         | 20.6%        |
| CHOIX   | 1          | 2           | 2                              | 0              | 0         | 5           | 0.2%         |
| EL FUERTE   | 6          | 20          | 11                             | 1              | 0         | 38          | 1.2%         |
| GUASAVE   | 68         | 169         | 75                             | 8              | 2         | 322         | 10.1%        |
| SINALOA   | 8          | 12          | 3                              | 1              | 0         | 24          | 0.8%         |
| ANGOSTURA   | 11         | 14          | 1                              | 0              | 0         | 26          | 0.8%         |
| MOCORITO  | 2          | 3           | 1                              | 0              | 0         | 6           | 0.2%         |
| SALVADOR ALVARADO   | 37         | 49          | 19                             | 1              | 0         | 106         | 3.3%         |
| BADIRAGUATO   | 0          | 1           | 1                              | 0              | 0         | 2           | 0.1%         |
| CULIACÁN  | 356        | 499         | 360                            | 19             | 12        | 1246        | 39.3%        |
| NAVOLATO  | 8          | 66          | 28                             | 0              | 1         | 103         | 3.2%         |
| COSALÁ  | 7          | 3           | 2                              | 0              | 1         | 13          | 0.4%         |
| ELOTA   | 3          | 1           | 1                              | 0              | 0         | 5           | 0.2%         |
| SAN IGNACIO   | 0          | 0           | 0                              | 0              | 0         | 0           | 0.0%         |
| CONCORDIA   | 2          | 1           | 0                              | 0              | 0         | 3           | 0.1%         |
| ESCUINAPA   | 16         | 41          | 19                             | 0              | 1         | 77          | 2.4%         |
| MAZATLÁN  | 135        | 219         | 147                            | 16             | 7         | 524         | 16.5%        |
| ROSARIO   | 5          | 7           | 1                              | 0              | 0         | 13          | 0.4%         |
| <b>Total</b>  | <b>817</b> | <b>1379</b> | <b>885</b>                     | <b>59</b>      | <b>28</b> | <b>3168</b> | <b>99.8%</b> |
| <b>Otro Estado</b>  | <b>3</b>   | <b>1</b>    | <b>2</b>                       | <b>0</b>       | <b>0</b>  | <b>6</b>    | <b>0.2%</b>  |

NUEVA NORMALIDAD

2,347

Defunciones

Confirmados acumulados

13,473





# COVID-19 Sinaloa: Casos confirmados en personal de la salud por Institución y Grupo de Edad

| CASOS CONFIRMADOS SARS-Cov2 EN PERSONAL DE LA SALUD POR INSTITUCION |            |             |                                |                |           |             |               |
|---|------------|-------------|--------------------------------|----------------|-----------|-------------|---------------|
| INSTITUCION   | MEDICOS    | ENFERMERAS  | OTROS TRABAJADORES DE LA SALUD | LABORATORISTAS | DENTISTAS | Total       | %             |
| SSA   | 351        | 452         | 310                            | 17             | 16        | 1146        | 36.2%         |
| IMSS  | 318        | 698         | 467                            | 31             | 7         | 1521        | 48.0%         |
| IMSS_PR   | 25         | 28          | 17                             | 1              | 1         | 72          | 2.3%          |
| ISSSTE  | 51         | 126         | 47                             | 4              | 2         | 230         | 7.3%          |
| PEMEX   | 0          | 0           | 0                              | 0              | 0         | 0           | 0.0%          |
| Privados  | 24         | 16          | 6                              | 3              | 0         | 49          | 1.5%          |
| SEDENA  | 1          | 2           | 1                              | 0              | 0         | 4           | 0.1%          |
| SEMAR   | 3          | 12          | 3                              | 1              | 2         | 21          | 0.7%          |
| *Servicios  | 34         | 34          | 23                             | 2              | 0         | 93          | 2.9%          |
| **Servicios   | 11         | 11          | 12                             | 0              | 0         | 34          | 1.1%          |
| Universitaria   | 0          | 0           | 0                              | 0              | 0         | 0           | 0.0%          |
| Cruz Roja   | 0          | 0           | 0                              | 0              | 0         | 0           | 0.0%          |
| DIF   | 0          | 0           | 0                              | 0              | 0         | 0           | 0.0%          |
| <b>TOTAL</b>  | <b>818</b> | <b>1379</b> | <b>886</b>                     | <b>59</b>      | <b>28</b> | <b>3170</b> | <b>100.0%</b> |

\*Servicios Estatales (Hosp. Civil Culiacan)

\*\*Servicios Municipales ( Hosp. Maza de Juarez Mazatlan)

| CASOS CONFIRMADOS SARS-Cov2 EN PERSONAL DE LA SALUD POR GRUPO DE EDAD |            |             |                                |                |           |             |               |
|---|------------|-------------|--------------------------------|----------------|-----------|-------------|---------------|
| GRUPO DE EDAD EN PERSONAL DE LA SALUD CON COVID-19                    | MEDICOS    | ENFERMERAS  | OTROS TRABAJADORES DE LA SALUD | LABORATORISTAS | DENTISTAS | Total       | %             |
| De 20 a 24 años   | 11         | 56          | 44                             | 3              | 0         | 114         | 3.6%          |
| De 25 a 44 años   | 529        | 973         | 570                            | 36             | 14        | 2122        | 66.9%         |
| De 45 a 49 años   | 78         | 182         | 128                            | 6              | 4         | 398         | 12.6%         |
| De 50 a 59 años   | 114        | 151         | 115                            | 14             | 8         | 402         | 12.7%         |
| De 60 a 64 años   | 50         | 11          | 12                             | 0              | 1         | 74          | 2.3%          |
| De 65 a 69 años   | 22         | 4           | 8                              | 0              | 1         | 35          | 1.1%          |
| De 70 a 79 años   | 8          | 2           | 8                              | 0              | 0         | 18          | 0.6%          |
| De 80 a 89 años   | 4          | 0           | 0                              | 0              | 0         | 4           | 0.1%          |
| De 90 a 99 años   | 2          | 1           | 0                              | 0              | 0         | 3           | 0.1%          |
| De 100 y más años   | 0          | 0           | 0                              | 0              | 0         | 0           | 0.0%          |
| <b>Total general</b>  | <b>818</b> | <b>1380</b> | <b>885</b>                     | <b>59</b>      | <b>28</b> | <b>3170</b> | <b>100.0%</b> |

NUEVA NORMALIDAD

2,347

Defunciones

Confirmados acumulados

13,473





# SERVICIOS DE SALUD DE SINALOA

## SUBDIRECCION DE EPIDEMIOLOGIA

Situación de la Notificación de Casos y Defunciones en las Diferentes Unidades de Salud

| CLUES       | INSTIT | NOMBRE DE LA UNIDAD                    | Notificados | Confirmados | Defunciones Positivas a Sars-CoV-2 |
|-------------|--------|--|-------------|-------------|------------------------------------|
| SLSSA000024 | SSA    | HOSPITAL GENERAL LOS MOCHIS            | 860         | 466         | 183                                |
| SLSSA000963 | SSA    | HOSPITAL INTEGRAL CHOIX                | 14          | 7           | 0                                  |
| SLSSA002573 | SSA    | HOSPITAL INTEGRAL VALLE DEL CARRIZO    | 0           | 0           | 0                                  |
| SLSSA001255 | SSA    | HOSPITAL GENERAL GUASAVE               | 314         | 202         | 68                                 |
| SLSSA002136 | SSA    | HOSPITAL INTEGRAL DE SINALOA DE LEYVA  | 0           | 0           | 0                                  |
| SLSSA000193 | SSA    | HOSPITAL INTEGRAL ANGOSTURA            | 26          | 19          | 0                                  |
| SLSSA001716 | SSA    | HOSPITAL INTEGRAL MOCORITO             | 33          | 16          | 1                                  |
| SLSSA018113 | SSA    | HOSPITAL GENERAL DE GUAMUCHIL          | 449         | 273         | 44                                 |
| SLSSA000246 | SSA    | HOSPITAL INTEGRAL BADIRAGUATO          | 73          | 29          | 0                                  |
| SLSSA000666 | SSA    | HOSPITAL GENERAL CULIACÁN              | 1209        | 563         | 126                                |
| SLSSA002491 | SSA    | HOSPITAL INTEGRAL NAVOLATO             | 58          | 26          | 0                                  |
| SLSSA017582 | SSA    | HOSPITAL INTEGRAL VALLE DE SAN LORENZO | 2           | 0           | 0                                  |
| SLSSA018265 | SSA    | HOSPITAL GENERAL EL DORADO             | 113         | 24          | 1                                  |
| SLSSA000572 | SSA    | HOSPITAL INTEGRAL COSALA               | 111         | 45          | 0                                  |
| SLSSA017570 | SSA    | HOSPITAL INTEGRAL SAN IGNACIO          | 1           | 0           | 0                                  |
| SLSSA017594 | SSA    | HOSPITAL GENERAL LA CRUZ               | 18          | 5           | 0                                  |
| SLSSA000473 | SSA    | HOSPITAL INTEGRAL CONCORDIA            | 18          | 8           | 0                                  |
| SLSSA001873 | SSA    | HOSPITAL INTEGRAL DE EL ROSARIO        | 95          | 55          | 2                                  |
| SLSSA002585 | SSA    | HOSPITAL GENERAL DE MAZATLÁN           | 326         | 222         | 36                                 |
| SLSSA018253 | SSA    | HOSPITAL GENERAL ESCUINAPA             | 296         | 164         | 3                                  |

| TOTAL DE CASOS COVID-19 NOTIFICADOS EN MPIO. DE CULIACAN |             |        |  | 7718        | 3272        | 926                                  |
|--|-------------|--------|--|-------------|-------------|--------------------------------------|
| MUNICIPIO  | CLUES       | INSTIT | NOMBRE DE LA UNIDAD                        | Notificados | Confirmados | Defunciones (Positivas a SARS-CoV-2) |
| CULIACÁN   | SLIMS000131 | IMSS   | HGR 1 CULIACÁN                             | 2681        | 1328        | 446                                  |
| CULIACÁN   | SLIMS000184 | IMSS   | HGZMF 28 COSTA RICA                        | 546         | 176         | 47                                   |
| CULIACÁN   | SLIST000073 | ISSSTE | C.M.F. CULIACAN                            | 9           | 6           | 0                                    |
| CULIACÁN   | SLIST000085 | ISSSTE | DR. MANUEL CARDENAS DE LA VEGA             | 1387        | 555         | 202                                  |
| CULIACÁN   | SLSME000016 | SME    | HOSPITAL CIVIL DE CULIACÁN                 | 644         | 394         | 82                                   |
| CULIACÁN   | SLSMP000365 | SMP    | CLÍNICA DE REHABILITACIÓN Y ESPECIALIDADES | 41          | 21          | 1                                    |
| CULIACÁN   | SLSMP000370 | SMP    | CLÍNICA HOSPITAL CULIACÁN S. A. DE C. V.   | 118         | 15          | 8                                    |
| CULIACÁN   | SLSMP000394 | SMP    | SANATORIO CEMSI CHAPULTEPEC                | 16          | 2           | 0                                    |
| CULIACÁN   | SLSMP000411 | SMP    | SANATORIO BATIZ RAMOS                      | 3           | 1           | 0                                    |
| CULIACÁN   | SLSMP000440 | SMP    | OPERADORA NUEVA CLÍNICA SANTA MARÍA S.A DE | 23          | 6           | 3                                    |
| CULIACÁN   | SLSMP000534 | SMP    | HOSPITAL ÁNGELES CULIACÁN                  | 469         | 2           | 0                                    |
| CULIACÁN   | SLSSA017606 | SSA    | HOSPITAL DE LA MUJER                       | 83          | 23          | 1                                    |
| CULIACÁN   | SLSSA018265 | SSA    | HOSPITAL GENERAL EL DORADO                 | 113         | 24          | 1                                    |
| CULIACÁN   | SLSME000021 | SME    | -HOSPITAL PEDIATRICO                       | 6           | 2           | 0                                    |
| CULIACÁN   | SLSSA002556 | SSA    | HOSPITAL PEDIATRICO DE SINALOA             | 293         | 102         | 3                                    |
| CULIACÁN   | SLSMP002815 | SMP    | MEDICA DE LA CIUDAD                        | 77          | 52          | 6                                    |
| CULIACÁN   | SLSSA000666 | SSA    | HOSPITAL GENERAL CULIACÁN                  | 1209        | 563         | 126                                  |



# SERVICIOS DE SALUD DE SINALOA

## SUBDIRECCION DE EPIDEMIOLOGIA

### Situación de la OCUPACION HOSPITALARIA en los Municipios

| Municipios        | CAMAS COVID | Casos Acumulados | Defunciones Acumuladas | Hospitalizados Según Plataforma SISVER | PORCENTAJE DE OCUPACION HOSPITALARIA -SINALOA- |            |            |            |            |            |            |            |            |            |            |            |            |            |            |            |            |            |            |            |            |            |            |            |            |            |            |            |            |            |            |            |            |            |            |            |            |            |    |
|-------------------|-------------|------------------|------------------------|--|--|------------|------------|------------|------------|------------|------------|------------|------------|------------|------------|------------|------------|------------|------------|------------|------------|------------|------------|------------|------------|------------|------------|------------|------------|------------|------------|------------|------------|------------|------------|------------|------------|------------|------------|------------|------------|------------|----|
|                   |             |                  |                        |  | 01-jul-20                                      | 02-jul-20  | 03-jul-20  | 04-jul-20  | 05-jul-20  | 06-jul-20  | 07-jul-20  | 08-jul-20  | 09-jul-20  | 10-jul-20  | 11-jul-20  | 12-jul-20  | 13-jul-20  | 14-jul-20  | 15-jul-20  | 16-jul-20  | 17-jul-20  | 18-jul-20  | 19-jul-20  | 20-jul-20  | 21-jul-20  | 22-jul-20  | 23-jul-20  | 24-jul-20  | 25-jul-20  | 26-jul-20  | 27-jul-20  | 28-jul-20  | 29-jul-20  | 30-jul-20  | 31-jul-20  | 01-ago-20  | 02-ago-20  | 03-ago-20  | 04-ago-20  | 05-ago-20  |            |            |    |
| AHOME             | 188         | 2,082            | 506                    | 912                                    | 81%  | 78%        | 78%        | 78%        | 80%        | 79%        | 77%        | 77%        | 77%        | 79%        | 78%        | 78%        | 79%        | 74%        | 76%        | 77%        | 77%        | 74%        | 76%        | 75%        | 68%        | 70%        | 71%        | 74%        | 71%        | 71%        | 71%        | 70%        | 74%        | 72%        | 73%        | 72%        | 72%        | 71%        | 55%        | 56%        |            |            |    |
| CHOIX             | 3           | 31               | 7                      | 15                                     | 0%   | 0%         | 0%         | 0%         | 0%         | 0%         | 0%         | 0%         | 0%         | 0%         | 0%         | 0%         | 0%         | 0%         | 0%         | 0%         | 0%         | 0%         | 0%         | 0%         | 0%         | 0%         | 0%         | 0%         | 0%         | 0%         | 0%         | 0%         | 0%         | 0%         | 0%         | 0%         | 0%         | 0%         | 0%         | 0%         | 0%         | 0%         |    |
| EL FUERTE         | 0           | 211              | 55                     | 109                                    | 0%   | 0%         | 0%         | 0%         | 0%         | 0%         | 0%         | 0%         | 0%         | 0%         | 0%         | 0%         | 0%         | 0%         | 0%         | 0%         | 0%         | 0%         | 0%         | 0%         | 0%         | 0%         | 0%         | 0%         | 0%         | 0%         | 0%         | 0%         | 0%         | 0%         | 0%         | 0%         | 0%         | 0%         | 0%         | 0%         | 0%         | 0%         |    |
| GUASAVE           | 180         | 2,077            | 324                    | 585                                    | 52%  | 50%        | 51%        | 54%        | 56%        | 56%        | 48%        | 49%        | 49%        | 50%        | 51%        | 51%        | 51%        | 43%        | 47%        | 52%        | 49%        | 49%        | 47%        | 48%        | 40%        | 43%        | 33%        | 33%        | 32%        | 32%        | 32%        | 33%        | 32%        | 32%        | 32%        | 32%        | 32%        | 33%        | 32%        | 25%        | 27%        |            |    |
| SINALOA           | 3           | 190              | 20                     | 51                                     | 0%   | 0%         | 0%         | 0%         | 0%         | 0%         | 0%         | 0%         | 0%         | 0%         | 0%         | 0%         | 0%         | 0%         | 0%         | 0%         | 0%         | 0%         | 0%         | 0%         | 0%         | 0%         | 0%         | 0%         | 0%         | 0%         | 0%         | 0%         | 0%         | 0%         | 0%         | 0%         | 0%         | 0%         | 0%         | 0%         | 0%         | 0%         |    |
| ANGOSTURA         | 3           | 170              | 39                     | 95                                     | 0%   | 0%         | 0%         | 0%         | 0%         | 0%         | 0%         | 0%         | 0%         | 0%         | 0%         | 0%         | 0%         | 0%         | 0%         | 0%         | 0%         | 0%         | 0%         | 0%         | 0%         | 0%         | 0%         | 0%         | 0%         | 0%         | 0%         | 0%         | 0%         | 0%         | 0%         | 0%         | 0%         | 0%         | 0%         | 0%         | 0%         | 0%         |    |
| MOCORITO          | 3           | 77               | 19                     | 48                                     | 0%   | 0%         | 0%         | 0%         | 0%         | 0%         | 0%         | 0%         | 0%         | 0%         | 0%         | 0%         | 0%         | 0%         | 0%         | 0%         | 0%         | 0%         | 0%         | 0%         | 0%         | 0%         | 0%         | 0%         | 0%         | 0%         | 0%         | 0%         | 0%         | 0%         | 0%         | 0%         | 0%         | 0%         | 0%         | 0%         | 0%         | 0%         |    |
| SALVADOR ALVARADO | 64          | 638              | 103                    | 256                                    | 50%  | 53%        | 55%        | 52%        | 56%        | 56%        | 64%        | 55%        | 55%        | 52%        | 52%        | 53%        | 53%        | 50%        | 53%        | 55%        | 53%        | 59%        | 61%        | 59%        | 55%        | 58%        | 53%        | 53%        | 61%        | 64%        | 61%        | 59%        | 58%        | 59%        | 53%        | 53%        | 55%        | 52%        | 53%        | 53%        | 53%        |            |    |
| BADIRAGUATO       | 3           | 52               | 9                      | 19                                     | 0%   | 0%         | 0%         | 0%         | 0%         | 0%         | 0%         | 0%         | 0%         | 0%         | 0%         | 0%         | 0%         | 0%         | 0%         | 0%         | 0%         | 0%         | 0%         | 0%         | 0%         | 0%         | 0%         | 0%         | 0%         | 0%         | 0%         | 0%         | 0%         | 0%         | 0%         | 0%         | 0%         | 0%         | 0%         | 0%         | 0%         | 0%         | 0% |
| CULIACAN          | 491         | 4,863            | 819                    | 1,658                                  | 60%  | 62%        | 62%        | 64%        | 66%        | 66%        | 66%        | 65%        | 65%        | 67%        | 67%        | 68%        | 68%        | 68%        | 69%        | 70%        | 69%        | 67%        | 68%        | 67%        | 67%        | 66%        | 65%        | 65%        | 64%        | 64%        | 66%        | 64%        | 64%        | 65%        | 65%        | 65%        | 63%        | 64%        | 67%        | 63%        | 63%        | 63%        |    |
| NAVOLATO          | 3           | 413              | 88                     | 153                                    | 0%   | 0%         | 0%         | 0%         | 0%         | 0%         | 0%         | 0%         | 0%         | 0%         | 0%         | 0%         | 0%         | 0%         | 0%         | 0%         | 0%         | 0%         | 0%         | 0%         | 0%         | 0%         | 0%         | 0%         | 0%         | 0%         | 0%         | 0%         | 0%         | 0%         | 0%         | 0%         | 0%         | 0%         | 0%         | 0%         | 0%         | 0%         | 0% |
| COSALA            | 3           | 55               | 2                      | 7                                      | 0%   | 0%         | 0%         | 0%         | 0%         | 0%         | 0%         | 0%         | 0%         | 0%         | 0%         | 0%         | 0%         | 0%         | 0%         | 0%         | 0%         | 0%         | 0%         | 0%         | 0%         | 0%         | 0%         | 0%         | 0%         | 0%         | 0%         | 0%         | 0%         | 0%         | 0%         | 0%         | 0%         | 0%         | 0%         | 0%         | 0%         | 0%         | 0% |
| ELOTA             | 15          | 33               | 4                      | 22                                     | 0%   | 0%         | 0%         | 0%         | 0%         | 0%         | 0%         | 0%         | 0%         | 0%         | 0%         | 0%         | 0%         | 0%         | 0%         | 0%         | 0%         | 0%         | 0%         | 0%         | 0%         | 0%         | 0%         | 0%         | 0%         | 0%         | 0%         | 0%         | 0%         | 0%         | 0%         | 0%         | 0%         | 0%         | 0%         | 0%         | 0%         | 0%         | 0% |
| SAN IGNACIO       | 3           | 20               | 5                      | 15                                     | 0%   | 0%         | 0%         | 0%         | 0%         | 0%         | 0%         | 0%         | 0%         | 0%         | 0%         | 0%         | 0%         | 0%         | 0%         | 0%         | 0%         | 0%         | 0%         | 0%         | 0%         | 0%         | 0%         | 0%         | 0%         | 0%         | 0%         | 0%         | 0%         | 0%         | 0%         | 0%         | 0%         | 0%         | 0%         | 0%         | 0%         | 0%         | 0% |
| CONCORDIA         | 3           | 31               | 6                      | 12                                     | 0%   | 0%         | 0%         | 0%         | 0%         | 0%         | 0%         | 0%         | 0%         | 0%         | 0%         | 0%         | 0%         | 0%         | 0%         | 0%         | 0%         | 0%         | 0%         | 0%         | 0%         | 0%         | 0%         | 0%         | 0%         | 0%         | 0%         | 0%         | 0%         | 0%         | 0%         | 0%         | 0%         | 0%         | 0%         | 0%         | 0%         | 0%         | 0% |
| ESCUINAPA         | 80          | 226              | 20                     | 93                                     | 16%  | 16%        | 16%        | 16%        | 16%        | 16%        | 16%        | 16%        | 16%        | 18%        | 18%        | 18%        | 18%        | 14%        | 14%        | 14%        | 20%        | 14%        | 21%        | 14%        | 14%        | 14%        | 14%        | 5%         | 6%         | 6%         | 6%         | 6%         | 8%         | 8%         | 8%         | 8%         | 8%         | 8%         | 8%         | 6%         | 8%         | 8%         |    |
| MAZATLAN          | 271         | 2,239            | 302                    | 781                                    | 59%  | 56%        | 55%        | 56%        | 57%        | 57%        | 58%        | 57%        | 57%        | 58%        | 54%        | 54%        | 55%        | 54%        | 52%        | 56%        | 50%        | 50%        | 53%        | 51%        | 50%        | 52%        | 52%        | 54%        | 55%        | 56%        | 55%        | 47%        | 52%        | 54%        | 52%        | 51%        | 54%        | 53%        | 49%        | 50%        | 50%        |            |    |
| ROSARIO           | 3           | 100              | 7                      | 42                                     | 0%   | 0%         | 0%         | 0%         | 0%         | 0%         | 0%         | 0%         | 0%         | 0%         | 0%         | 0%         | 0%         | 0%         | 0%         | 0%         | 0%         | 0%         | 0%         | 0%         | 0%         | 0%         | 0%         | 0%         | 0%         | 0%         | 0%         | 0%         | 0%         | 0%         | 0%         | 0%         | 0%         | 0%         | 0%         | 0%         | 0%         | 0%         | 0% |
| <b>Total</b>      | <b>1319</b> | <b>13,508</b>    | <b>2335</b>            | <b>4,873</b>                           | <b>57%</b>                                     | <b>56%</b> | <b>56%</b> | <b>57%</b> | <b>59%</b> | <b>59%</b> | <b>57%</b> | <b>57%</b> | <b>57%</b> | <b>58%</b> | <b>58%</b> | <b>58%</b> | <b>59%</b> | <b>56%</b> | <b>57%</b> | <b>59%</b> | <b>57%</b> | <b>56%</b> | <b>57%</b> | <b>54%</b> | <b>55%</b> | <b>53%</b> | <b>53%</b> | <b>53%</b> | <b>53%</b> | <b>54%</b> | <b>51%</b> | <b>52%</b> | <b>53%</b> | <b>52%</b> | <b>52%</b> | <b>52%</b> | <b>52%</b> | <b>51%</b> | <b>49%</b> | <b>48%</b> | <b>48%</b> | <b>48%</b> |    |



**SERVICIOS DE SALUD DE SINALOA**  
**SUBDIRECCION DE EPIDEMIOLOGIA**

**REPORTES POR  
JURISDICCION SANITARIA**

**PLATAFORMA SISVER**

# COVID-19 Sinaloa: Casos y Defunciones JURISDICCIÓN MOCHIS



NUEVA NORMALIDAD

568

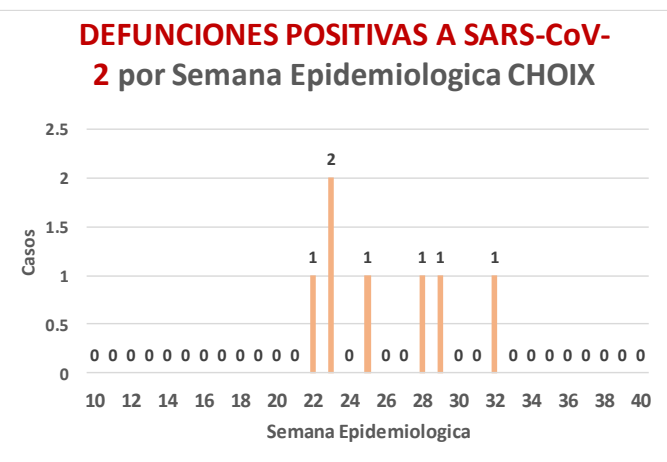
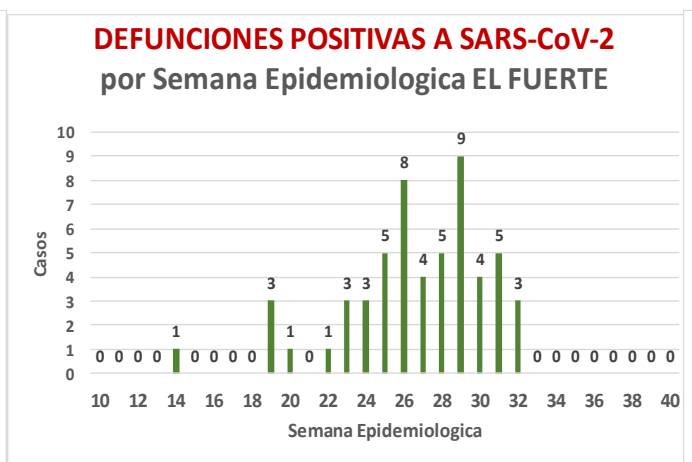
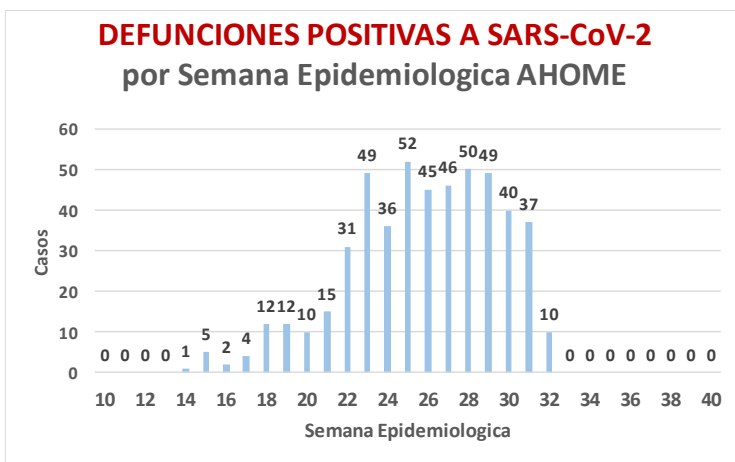
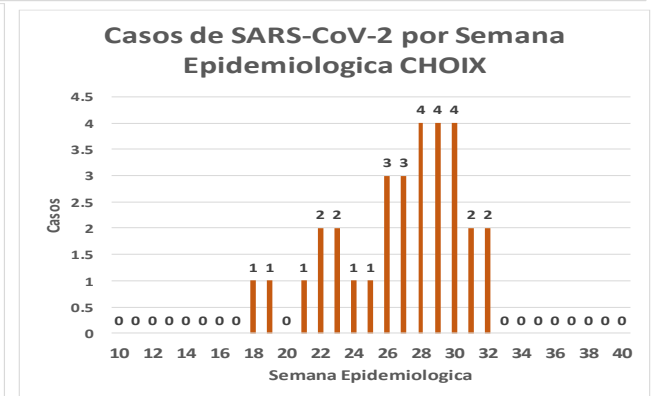
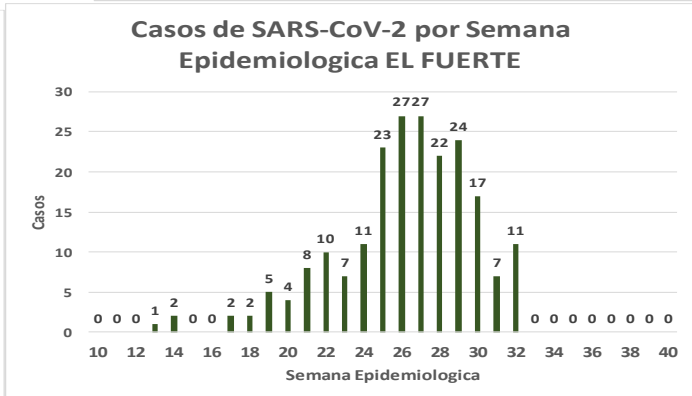
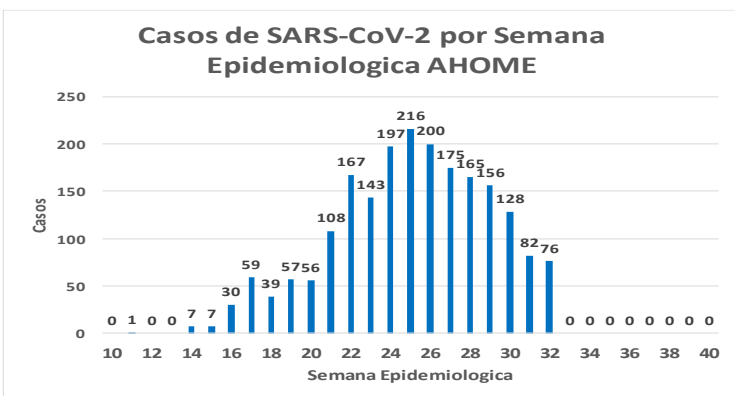
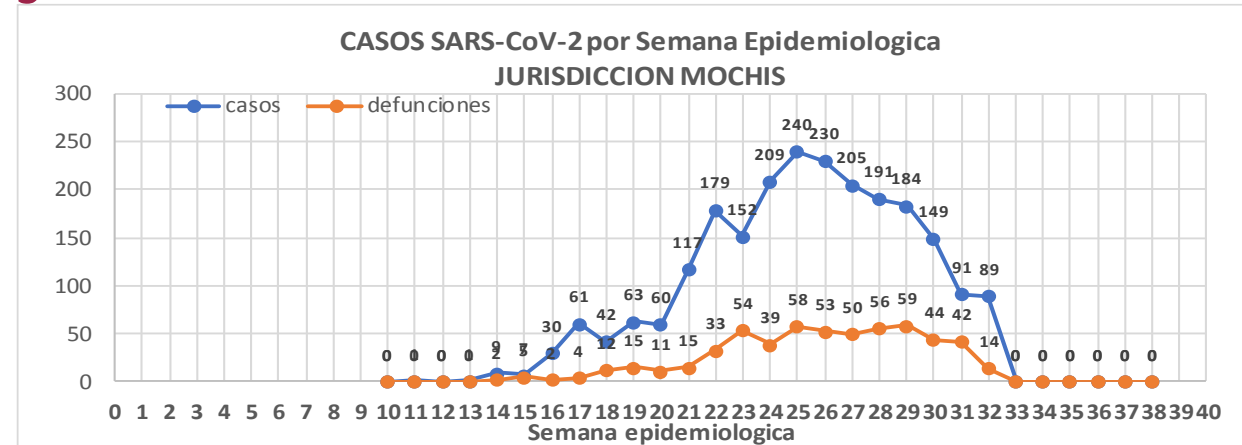
Defunciones Jurisdicción Mochis



Datos actualizados al **jueves, 06 de agosto de 2020**

| JURISDICCION SANITARIA | Casos Acum. SARS-CoV-2* | %      |
|------------------------|-------------------------|--------|
| Jurisd. No. 1 Mochis   | 2310                    | 100.0% |
| AHOME                  | 2069                    | 89.6%  |
| CHOIX                  | 31                      | 1.3%   |
| EL FUERTE              | 210                     | 9.1%   |

\* Municipio de residencia



# COVID-19 Sinaloa: Muestreo de Casos JURISDICCIÓN MOCHIS



NUEVA  
NORMALIDAD

568

Defunciones  
Jurisdicción  
Mochis



## JURISDICCION No. 1 , MOCHIS

| INSTITUCION        | NO ADECUADO | RECHAZADA | NO RECIBIDA | SOSPECHOSOS  | TOTAL CON MUESTRA | % SOSPECHOSOS |
|--------------------|-------------|-----------|-------------|--------------|-------------------|---------------|
| IMSS               | 0           | 36        | 13          | 1,919        | 1,968             | 47.5%         |
| IMSS-OPORTUNIDADES | 0           | 5         | 0           | 172          | 177               | 4.3%          |
| ISSSTE             | 0           | 0         | 0           | 287          | 287               | 6.9%          |
| PRIVADA            | 1           | 0         | 0           | 76           | 77                | 1.9%          |
| SEDENA             | 0           | 0         | 0           | 5            | 5                 | 0.1%          |
| SEMAR              | 0           | 0         | 1           | 76           | 77                | 1.9%          |
| SSA                | 4           | 0         | 0           | 1,545        | 1,549             | 37.4%         |
| PEMEX              | 0           | 0         | 0           | 0            | 0                 | 0.0%          |
| ESTATAL            | 0           | 0         | 0           | 3            | 3                 | 0.1%          |
| MUNICIPAL          | 0           | 1         | 0           | 0            | 1                 | 0.0%          |
| <b>TOTAL</b>       | <b>5</b>    | <b>42</b> | <b>14</b>   | <b>4,083</b> | <b>4,144</b>      | <b>100.0%</b> |
|                    | 0.1%        | 1.0%      | 0.3%        | 98.5%        | 100.0%            |               |

| RESULTADO DEFINITIVO EN PLATAFORMA SISVER; JUR MOCHIS |      |
|---|------|
| SARS-CoV-2  | 2324 |
| NEGATIVO  | 1500 |
| NO RECIBIDA   | 14   |
| INF AH1N1 PMD   | 54   |
| RECHAZADA   | 42   |
| B   | 18   |
| A H3  | 1    |
| METAPNEUMOVIRUS                                       | 3    |
| ENTEROV//RHINOVIRUS                                   | 2    |
| CORONA OC43   | 0    |
| NO ADECUADO   | 5    |
| INF A   | 4    |
| CORONA 229E   | 0    |
| CORONA NL63   | 0    |
| CORONA HKU1   | 0    |
| VSR   | 1    |
| ADENOVIRUS  | 0    |
| PARAINFLUENZA 3                                       | 0    |
| NO SUBTIPIFICADO                                      | 0    |

INFORMACION AL DIA : jueves, 06 de agosto de 2020

## SE TOMO MUESTRA PERO SIN RECEPCION EN LABORATORIO

| Municipios                | IMSS      | IMSS-OPORTUNIDADES | ISSSTE    | PRIVADA  | SEDENA   | SEMAR    | SSA       | PEMEX    | ESTATAL  | MUNICIPAL | TOTAL      |
|---------------------------|-----------|--------------------|-----------|----------|----------|----------|-----------|----------|----------|-----------|------------|
| AHOME                     | 57        | 2                  | 14        | 1        | 0        | 6        | 76        | 0        | 0        | 0         | 156        |
| CHOIX                     | 1         | 1                  | 0         | 0        | 0        | 0        | 1         | 0        | 0        | 0         | 3          |
| EL FUERTE                 | 5         | 11                 | 2         | 0        | 0        | 0        | 1         | 0        | 0        | 0         | 19         |
| <b>TOTAL JURISDICCION</b> | <b>63</b> | <b>14</b>          | <b>16</b> | <b>1</b> | <b>0</b> | <b>6</b> | <b>78</b> | <b>0</b> | <b>0</b> | <b>0</b>  | <b>178</b> |

# COVID-19 Sinaloa: Informe ejecutivo: JURISDICCIÓN MOCHIS



## Unidades de Salud que han reportado en SISVER

| MUNICIPIO                           | CLUES       | SECTOR   | UNIDAD                                       | Defunciones Acumuladas a la |                |           | Total Defunciones Asociadas a SarsCov-2 | Casos confirmados Acumulados a la |                |            | Total de Casos Confirmados | Tasa letalidad X 100 (D/G)*100 | Lugar Letalidad | PRUEBAS REALIZADAS Acumuladas a la |                |            | INDICE DE POSITIVIDAD | Lugar de Índice de Positividad |
|-------------------------------------|-------------|----------|--|-----------------------------|----------------|-----------|---|-----------------------------------|----------------|------------|----------------------------|--------------------------------|-----------------|------------------------------------|----------------|------------|-----------------------|--------------------------------|
|                                     |             |          |  | SEM EPI NUM-30              | SEM EPI NUM-31 | Aumento   |   | SEM EPI NUM-30                    | SEM EPI NUM-31 | Aumento    |                            |                                |                 | SEM EPI NUM-30                     | SEM EPI NUM-31 | Aumento    |                       |                                |
| AHOME                               | SLMPO00831  | PRIVADA  | CLINICA ANGELES                              | 0                           | 0              | 0         | 0                                       | 0                                 | 0              | 0          | 1                          | 0.00                           | 12              | 0                                  | 0              | 0          | -                     | -                              |
| AHOME                               | SLMPO00032  | PRIVADA  | CLINICA SANTA MARIA                          | 0                           | 0              | 0         | 0                                       | 0                                 | 0              | 0          | 1                          | 0.00                           | 12              | 0                                  | 0              | 0          | -                     | -                              |
| AHOME                               | SLIMS000015 | IMSS     | HGP 2 LOS MOCHIS                             | 0                           | 0              | 0         | 2                                       | 0                                 | 0              | 0          | 60                         | 3.33                           | 8               | 1                                  | 2              | 1          | 0.00                  | 9                              |
| AHOME                               | SLIMS000020 | IMSS     | HGZ 49 LOS MOCHIS                            | 33                          | 25             | -8        | 334                                     | 70                                | 74             | 4          | 934                        | 35.76                          | 5               | 83                                 | 102            | 19         | 72.55                 | 4                              |
| AHOME                               | SLMPO00114  | PRIVADA  | HOSPITAL FATIMA                              | 2                           | 0              | -2        | 16                                      | 3                                 | 0              | -3         | 45                         | 35.56                          | 6               | 5                                  | 0              | -5         | -                     | -                              |
| AHOME                               | SLMPO00155  | PRIVADA  | HOSPITAL GENERAL CENTRO MEDICO DE LOS MOCHIS | 0                           | 0              | 0         | 1                                       | 0                                 | 0              | 0          | 2                          | 50.00                          | 1               | 0                                  | 0              | 0          | -                     | -                              |
| AHOME                               | SLSSA000024 | SSA      | HOSPITAL GENERAL LOS MOCHIS                  | 9                           | 11             | 2         | 183                                     | 40                                | 4              | -36        | 466                        | 39.27                          | 3               | 55                                 | 13             | -42        | 30.77                 | 7                              |
| AHOME                               | SLIST000015 | ISSSTE   | LOS MOCHIS                                   | 5                           | 6              | 1         | 85                                      | 17                                | 8              | -9         | 223                        | 38.12                          | 4               | 28                                 | 12             | -16        | 66.67                 | 5                              |
| AHOME                               | SLSSA000036 | SSA      | LOS MOCHIS                                   | 0                           | 0              | 0         | 0                                       | 0                                 | 0              | 0          | 0                          | -                              | -               | 0                                  | 0              | 0          | -                     | -                              |
| AHOME                               | SLSSA017332 | SSA      | OFICINAS JURISDICCIONALES                    | 0                           | 0              | 0         | 2                                       | 10                                | 6              | -4         | 330                        | 0.61                           | 11              | 62                                 | 42             | -20        | 14.29                 | 8                              |
| AHOME                               | SLMPO00061  | PRIVADA  | SALUD INTEGRAL SINALOENSE C.S.               | 0                           | 0              | 0         | 1                                       | 0                                 | 1              | 1          | 10                         | 10.00                          | 7               | 0                                  | 1              | 1          | 100.00                | 1                              |
| AHOME                               | SLSMA000010 | SEMAR    | SANATORIO NAVAL DE TOPOLOBAMPO               | 0                           | 0              | 0         | 1                                       | 5                                 | 0              | -5         | 49                         | 2.04                           | 10              | 6                                  | 0              | -6         | -                     | -                              |
| AHOME                               | SLIMS000085 | IMSS     | UMF 5 TOPOLOBAMPO                            | 0                           | 0              | 0         | 0                                       | 0                                 | 0              | 0          | 3                          | 0.00                           | 12              | 0                                  | 0              | 0          | -                     | -                              |
| AHOME                               | SLIMS000032 | IMSS     | UMF 37 LOS MOCHIS                            | 0                           | 0              | 0         | 6                                       | 6                                 | 3              | -3         | 240                        | 2.50                           | 9               | 12                                 | 7              | -5         | 42.86                 | 6                              |
| AHOME                               | SLIMS000044 | IMSS     | UMFH 6 AHOME                                 | 0                           | 0              | 0         | 0                                       | 0                                 | 1              | 1          | 2                          | 0.00                           | 12              | 1                                  | 1              | 0          | 100.00                | 1                              |
| AHOME                               | SLIMS000073 | IMSS     | UMFH 13 SAN MIGUEL                           | 0                           | 0              | 0         | 1                                       | 0                                 | 1              | 1          | 2                          | 50.00                          | 1               | 0                                  | 1              | 1          | 100.00                | 1                              |
| AHOME                               | SLIMS000476 | IMSS     | UMFH 33 EL CARRIZO                           | 0                           | 0              | 0         | 0                                       | 0                                 | 0              | 0          | 0                          | -                              | -               | 0                                  | 1              | 1          | 0.00                  | 9                              |
| AHOME                               | SLIMS000061 | IMSS     | UMFH 7 HIGUERA                               | 0                           | 0              | 0         | 0                                       | 0                                 | 0              | 0          | 2                          | 0.00                           | 12              | 0                                  | 0              | 0          | -                     | -                              |
| <b>TOTAL MPIO. AHOME</b>            |             |          |  | <b>49</b>                   | <b>42</b>      | <b>-7</b> | <b>632</b>                              | <b>151</b>                        | <b>98</b>      | <b>-53</b> | <b>2370</b>                | <b>26.67</b>                   |                 | <b>253</b>                         | <b>182</b>     | <b>-71</b> | <b>53.85</b>          |                                |
| CHOIX                               | SLSSA018352 | SSA      | CENTRO DE SALUD CHOIX                        | 0                           | 0              | 0         | 0                                       | 1                                 | 0              | -1         | 1                          | 0.00                           | 1               | 2                                  | 0              | -2         | -                     | -                              |
| CHOIX                               | SLSSA000963 | SSA      | HOSPITAL INTEGRAL CHOIX                      | 0                           | 0              | 0         | 0                                       | 0                                 | 0              | 0          | 7                          | 0.00                           | 1               | 0                                  | 0              | 0          | -                     | -                              |
| <b>TOTAL MPIO. CHOIX</b>            |             |          |  | <b>0</b>                    | <b>0</b>       | <b>0</b>  | <b>0</b>                                | <b>1</b>                          | <b>0</b>       | <b>-1</b>  | <b>8</b>                   | <b>-</b>                       |                 | <b>2</b>                           | <b>0</b>       | <b>-2</b>  | <b>-</b>              |                                |
| EL FUERTE                           | SLIMO000576 | IMSS-OPC | HR FUERTE, EL                                | 1                           | 1              | 0         | 13                                      | 8                                 | 6              | -2         | 107                        | 12.15                          | 2               | 9                                  | 10             | 1          | 60.00                 | -                              |
| EL FUERTE                           | SLIMS000266 | IMSS     | UMF 14 SANTA ROSA                            | 0                           | 1              | 1         | 1                                       | 0                                 | 0              | 0          | 2                          | 50.00                          | 1               | 0                                  | 0              | 0          | -                     | -                              |
| EL FUERTE                           | SLIMS000522 | IMSS     | UMF 43 SAN BLAS                              | 0                           | 0              | 0         | 0                                       | 0                                 | 0              | 0          | 1                          | 0.00                           | 3               | 0                                  | 0              | 0          | -                     | -                              |
| <b>TOTAL MPIO. EL FUERTE</b>        |             |          |  | <b>1</b>                    | <b>2</b>       | <b>1</b>  | <b>14</b>                               | <b>8</b>                          | <b>6</b>       | <b>-2</b>  | <b>110</b>                 | <b>12.73</b>                   |                 | <b>9</b>                           | <b>10</b>      | <b>1</b>   | <b>60.00</b>          |                                |
| <b>TOTAL JURISDICCION 1, MOCHIS</b> |             |          |  | <b>50</b>                   | <b>44</b>      | <b>-6</b> | <b>646</b>                              | <b>160</b>                        | <b>104</b>     | <b>-56</b> | <b>2,488</b>               | <b>25.96</b>                   |                 | <b>264</b>                         | <b>192</b>     | <b>-72</b> | <b>54.17</b>          |                                |

**NUEVA NORMALIDAD**

**INDICE DE POSITIVIDAD 54.17**

**TASA DE LETALIDAD 25.96**





# COVID-19 Sinaloa: Casos y Defunciones **JURISDICCIÓN CULIACÁN**



**NUEVA NORMALIDAD**

**916**

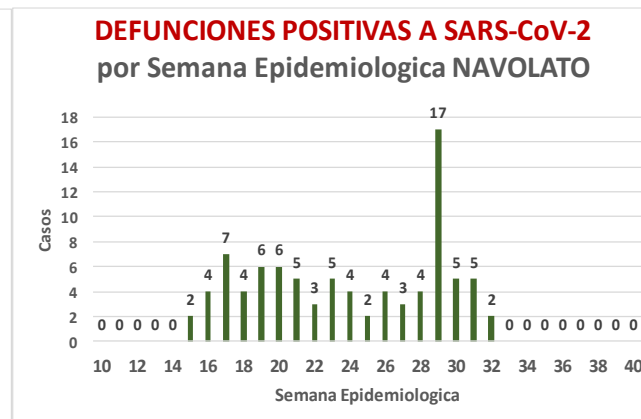
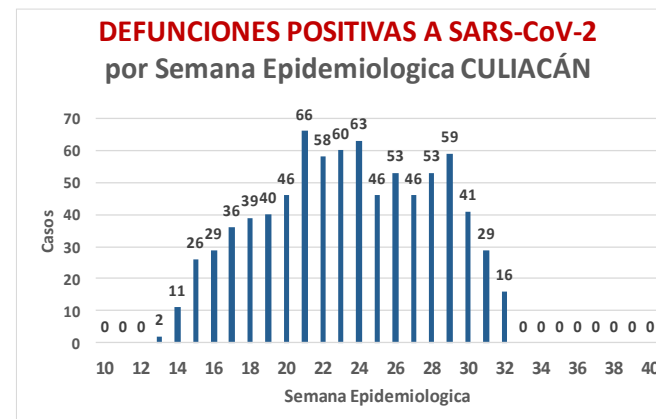
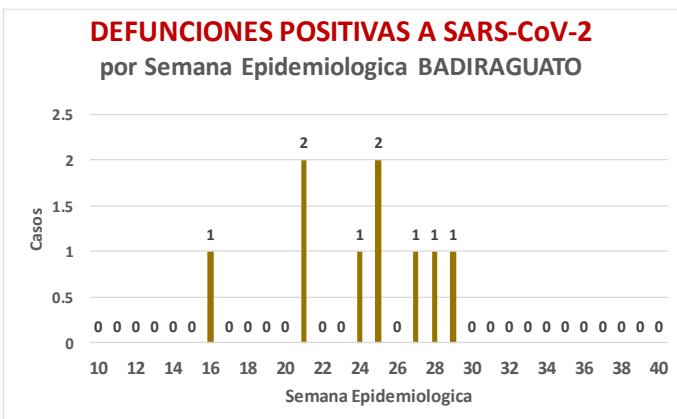
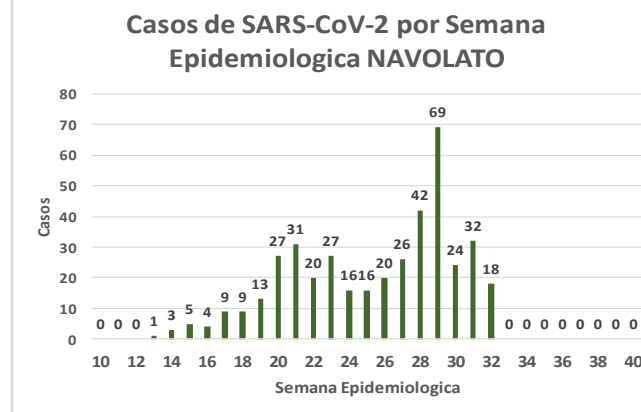
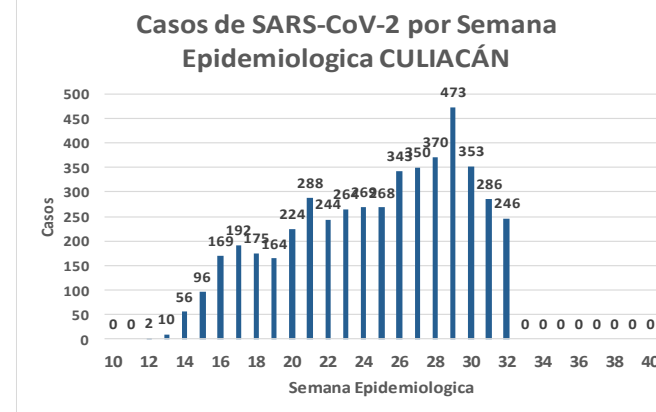
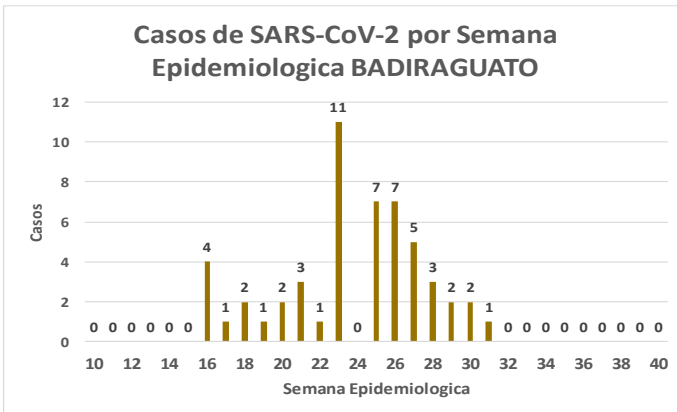
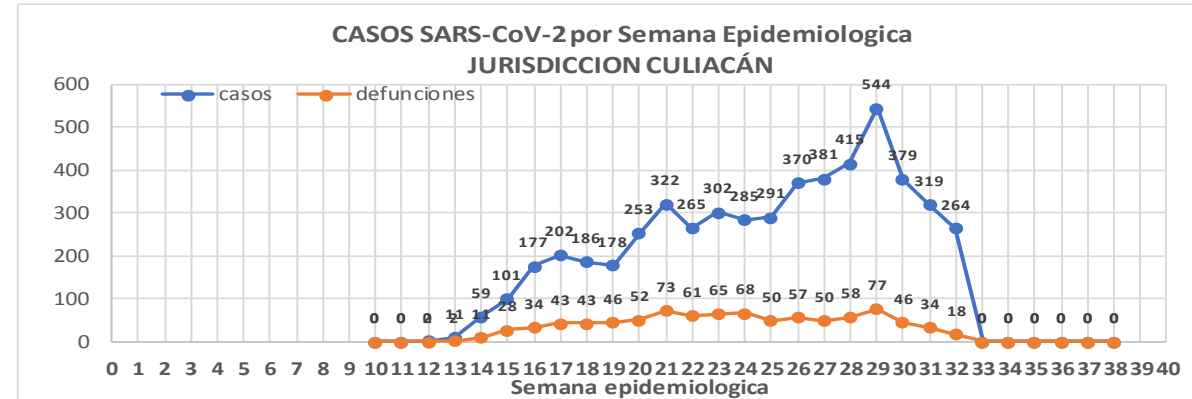
**Defunciones Jurisdicción Culiacán**



Datos actualizados al **jueves, 06 de agosto de 2020**

| JURISDICCION SANITARIA        | Casos Acum. SARS-CoV-2* | %             |
|-------------------------------|-------------------------|---------------|
| <b>Jurisd. No. 4 Culiacán</b> | <b>5306</b>             | <b>100.0%</b> |
| BADIRAGUATO                   | 52                      | 1.0%          |
| CULIACAN                      | 4842                    | 91.3%         |
| NAVOLATO                      | 412                     | 7.8%          |

\* Municipio de residencia



# COVID-19 Sinaloa: Muestreo de Casos JURISDICCIÓN CULIACÁN



## Jurisd. No. 4 Culiacán

| INSTITUCION        | NO ADECUADO | RECHAZADA  | NO RECIBIDA | SOSPECHOSOS   | TOTAL CON MUESTRA | % SOSPECHOSOS |
|--------------------|-------------|------------|-------------|---------------|-------------------|---------------|
| IMSS               | 0           | 162        | 60          | 4,518         | 4,740             | 42.2%         |
| IMSS-OPORTUNIDADES | 0           | 0          | 0           | 19            | 19                | 0.2%          |
| ISSSTE             | 1           | 4          | 17          | 772           | 794               | 7.1%          |
| PRIVADA            | 1           | 3          | 152         | 465           | 621               | 5.5%          |
| SEDENA             | 0           | 0          | 0           | 10            | 10                | 0.1%          |
| SEMAR              | 0           | 0          | 0           | 1             | 1                 | 0.0%          |
| SSA                | 11          | 24         | 23          | 4,391         | 4,449             | 39.6%         |
| PEMEX              | 0           | 0          | 0           | 0             | 0                 | 0.0%          |
| ESTATAL            | 0           | 3          | 2           | 591           | 596               | 5.3%          |
| MUNICIPAL          | 0           | 0          | 0           | 0             | 0                 | 0.0%          |
| <b>TOTAL</b>       | <b>13</b>   | <b>196</b> | <b>254</b>  | <b>10,767</b> | <b>11,230</b>     | <b>100.0%</b> |
|                    | 0.1%        | 1.7%       | 2.3%        | 95.9%         | 100.0%            |               |

| RESULTADO DEFINITIVO EN PLATAFORMA SISVER; JUR CULIACAN |      |
|---|------|
| SARS-CoV-2  | 5328 |
| NEGATIVO  | 4513 |
| NO RECIBIDA   | 254  |
| INF AH1N1 PMD   | 26   |
| RECHAZADA   | 196  |
| B   | 26   |
| A H3  | 7    |
| METAPNEUMOVIRUS   | 1    |
| ENTEROV//RHINOVIRUS                                     | 10   |
| CORONA OC43   | 1    |
| NO ADECUADO   | 13   |
| INF A   | 4    |
| CORONA 229E   | 1    |
| CORONA NL63   | 1    |
| CORONA HKU1   | 1    |
| VSR   | 1    |
| ADENOVIRUS  | 0    |
| PARAINFLUENZA 3   | 1    |
| NO SUBTIPIFICADO  | 1    |

NUEVA NORMALIDAD

916

Defunciones Jurisdicción Culiacán

INFORMACION AL DIA : jueves, 06 de agosto de 2020

## SE TOMO MUESTRA PERO SIN RECEPCION EN LABORATORIO

| Municipios                | IMSS       | IMSS-OPORTUNIDADES | ISSSTE    | PRIVADA    | SEDENA   | SEMAR    | SSA        | PEMEX    | ESTATAL   | MUNICIPAL | TOTAL      |
|---------------------------|------------|--------------------|-----------|------------|----------|----------|------------|----------|-----------|-----------|------------|
| BADIRAGUATO               | 0          | 0                  | 0         | 1          | 0        | 0        | 5          | 0        | 1         | 0         | 7          |
| CULIACAN                  | 253        | 0                  | 39        | 295        | 0        | 1        | 182        | 0        | 20        | 0         | 790        |
| NAVOLATO                  | 37         | 0                  | 7         | 5          | 0        | 0        | 17         | 0        | 2         | 0         | 68         |
| <b>TOTAL JURISDICCION</b> | <b>290</b> | <b>0</b>           | <b>46</b> | <b>301</b> | <b>0</b> | <b>1</b> | <b>204</b> | <b>0</b> | <b>23</b> | <b>0</b>  | <b>865</b> |



# COVID-19 Sinaloa: Informe ejecutivo: JURISDICCIÓN CULIACÁN



**SALUD**  
RETARÍA DE SALUD

## Unidades de Salud que han reportado en SISVER

| MUNICIPIO                             | CLUES       | SECTOR  | UNIDAD   | Defunciones Acumuladas a la |                |            | Total Defunciones Asociadas a SarsCov-2 | Casos confirmados Acumulados a la |                |            | Total de Casos Confirmados | Tasa Letalidad X 100 (D/G)*100 | Lugar Letalidad | PRUEBAS REALIZADAS Acumuladas a la |                |            | INDICE DE POSITIVIDAD | Lugar de Índice de POSITIVIDAD |
|---------------------------------------|-------------|---------|--|-----------------------------|----------------|------------|---|-----------------------------------|----------------|------------|----------------------------|--------------------------------|-----------------|------------------------------------|----------------|------------|-----------------------|--------------------------------|
|                                       |             |         |  | SEM EPI NUM-30              | SEM EPI NUM-31 | Aumento    |   | SEM EPI NUM-30                    | SEM EPI NUM-31 | Aumento    |                            |                                |                 | SEM EPI NUM-30                     | SEM EPI NUM-31 | Aumento    |                       |                                |
| CULIACÁN                              | SLSSA000905 | SSA     | ADOLFO LOPEZ MATEOS (EL TAMARINDO)             | 0                           | 0              | 0          | 0                                       | 0                                 | 0              | 0          | 0                          | -                              | -               | 0                                  | 0              | 0          | -                     | -                              |
| CULIACÁN                              | XXDES002092 | SSA     | BRIGADA EPIDEMIOLOGICA CULIACAN                | 0                           | 0              | 0          | 0                                       | 0                                 | 0              | 0          | 13                         | 0.00                           | 20              | 0                                  | 0              | 0          | -                     | -                              |
| CULIACÁN                              | SLSMP000365 | PRIVADA | CLINICA DE REHABILITACION Y ESPECIALIDADES     | 0                           | 0              | 0          | 1                                       | 0                                 | 0              | 0          | 21                         | 4.76                           | 12              | 0                                  | 0              | 0          | -                     | -                              |
| CULIACÁN                              | SLSMP000370 | PRIVADA | CLINICA HOSPITAL CULIACAN S. A. DE C. V.       | 0                           | 0              | 0          | 8                                       | 0                                 | 0              | 0          | 15                         | 53.33                          | 1               | 1                                  | 0              | -1         | -                     | -                              |
| CULIACÁN                              | SLSSA000794 | SSA     | COSTA RICA                                     | 0                           | 0              | 0          | 0                                       | 0                                 | 0              | 0          | 0                          | -                              | -               | 0                                  | 0              | 0          | -                     | -                              |
| CULIACÁN                              | SLIST000073 | ISSSTE  | CULIACAN                                       | 0                           | 0              | 0          | 0                                       | 0                                 | 0              | 0          | 6                          | 0.00                           | 20              | 0                                  | 0              | 0          | -                     | -                              |
| CULIACÁN                              | SLSSA000753 | SSA     | CULIACAN                                       | 0                           | 0              | 0          | 0                                       | 21                                | 5              | -16        | 278                        | 0.00                           | 20              | 54                                 | 21             | -33        | 23.81                 | 16                             |
| CULIACÁN                              | SLSSA000741 | SSA     | CULIACAN (AGUARUTO)                            | 0                           | 0              | 0          | 0                                       | 0                                 | 1              | 1          | 4                          | 0.00                           | 20              | 0                                  | 1              | 1          | 100.00                | 1                              |
| CULIACÁN                              | SLSSA000695 | SSA     | CULIACAN (PEMEX)                               | 0                           | 0              | 0          | 0                                       | 0                                 | 0              | 0          | 1                          | 0.00                           | 20              | 0                                  | 0              | 0          | -                     | -                              |
| CULIACÁN                              | SLIST000085 | ISSSTE  | DR. M.CARDENAS DE LA VEGA                      | 11                          | 4              | -7         | 202                                     | 49                                | 18             | -31        | 555                        | 36.40                          | 3               | 80                                 | 38             | -42        | 47.37                 | 12                             |
| CULIACÁN                              | SLSSA002474 | SSA     | EL DORADO                                      | 0                           | 0              | 0          | 0                                       | 0                                 | 0              | 0          | 0                          | -                              | -               | 0                                  | 0              | 0          | -                     | -                              |
| CULIACÁN                              | SLIMS000131 | IMSS    | HGR 1 CULIACAN                                 | 31                          | 27             | -4         | 446                                     | 74                                | 89             | 15         | 1,328                      | 33.58                          | 4               | 118                                | 172            | 54         | 51.74                 | 9                              |
| CULIACÁN                              | SLIMS000184 | IMSS    | HGZMF 28 COSTA RICA                            | 2                           | 2              | 0          | 47                                      | 16                                | 10             | -6         | 176                        | 26.70                          | 6               | 21                                 | 22             | 1          | 45.45                 | 13                             |
| CULIACÁN                              | SLSMP000534 | PRIVADA | HOSPITAL ANGELES CULIACAN                      | 0                           | 0              | 0          | 0                                       | 0                                 | 0              | 0          | 2                          | 0.00                           | 20              | 0                                  | 0              | 0          | -                     | -                              |
| CULIACÁN                              | SLSME000016 | ESTATAL | HOSPITAL CIVIL DE CULIACAN                     | 2                           | 0              | -2         | 82                                      | 25                                | 23             | -2         | 394                        | 20.81                          | 8               | 40                                 | 38             | -2         | 60.53                 | 5                              |
| CULIACÁN                              | SLSSA000666 | SSA     | HOSPITAL GENERAL CULIACAN                      | 4                           | 0              | -4         | 126                                     | 43                                | 14             | -29        | 563                        | 22.38                          | 7               | 69                                 | 35             | -34        | 40.00                 | 14                             |
| CULIACÁN                              | SLSSA018265 | SSA     | HOSPITAL GENERAL EL DORADO                     | 0                           | 0              | 0          | 1                                       | 0                                 | 0              | 0          | 24                         | 4.17                           | 14              | 2                                  | 1              | -1         | 0.00                  | 17                             |
| CULIACÁN                              | SLSSA000811 | SSA     | HOSPITAL INTEGRAL EL DORADO                    | 0                           | 0              | 0          | 0                                       | 0                                 | 0              | 0          | 2                          | 0.00                           | 20              | 0                                  | 0              | 0          | -                     | -                              |
| CULIACÁN                              | SLSSA017582 | SSA     | HOSPITAL INTEGRAL VALLE DE SAN LORENZO         | 0                           | 0              | 0          | 0                                       | 0                                 | 0              | 0          | 0                          | -                              | -               | 0                                  | 0              | 0          | -                     | -                              |
| CULIACÁN                              | SLSSA017606 | SSA     | HOSPITAL MATERNO NEONATAL                      | 0                           | 0              | 0          | 1                                       | 3                                 | 4              | 1          | 23                         | 4.35                           | 13              | 14                                 | 8              | -6         | 50.00                 | 11                             |
| CULIACÁN                              | SLSME000021 | ESTATAL | HOSPITAL PEDIATRICO DE SINALOA                 | 0                           | 0              | 0          | 0                                       | 0                                 | 0              | 0          | 2                          | 0.00                           | 20              | 0                                  | 0              | 0          | -                     | -                              |
| CULIACÁN                              | SLSSA002556 | SSA     | HOSPITAL PEDIATRICO DE SINALOA                 | 0                           | 1              | 1          | 3                                       | 12                                | 2              | -10        | 102                        | 2.94                           | 16              | 26                                 | 7              | -19        | 28.57                 | 15                             |
| CULIACÁN                              | SLSSA002643 | SSA     | JURISDICCION SANITARIA IV CULIACAN             | 0                           | 0              | 0          | 2                                       | 47                                | 61             | 14         | 934                        | 0.21                           | 19              | 142                                | 119            | -23        | 51.26                 | 10                             |
| CULIACÁN                              | SLSMP002815 | PRIVADA | MEDICA DE LA CIUDAD                            | 0                           | 0              | 0          | 6                                       | 0                                 | 0              | 0          | 52                         | 11.54                          | 9               | 0                                  | 0              | 0          | -                     | -                              |
| CULIACÁN                              | SLSSA000852 | SSA     | OBISPO   | 0                           | 0              | 0          | 0                                       | 0                                 | 0              | 0          | 0                          | -                              | -               | 0                                  | 0              | 0          | -                     | -                              |
| CULIACÁN                              | SLSSA017455 | SSA     | OFICINAS JURISDICCIONALES                      | 0                           | 0              | 0          | 0                                       | 0                                 | 0              | 0          | 34                         | 0.00                           | 20              | 0                                  | 0              | 0          | -                     | -                              |
| CULIACÁN                              | SLSMP000440 | PRIVADA | OPERADORA NUEVA CLINICA SANTA MARIA S.A DE C.V | 0                           | 0              | 0          | 3                                       | 0                                 | 0              | 0          | 6                          | 50.00                          | 2               | 0                                  | 0              | 0          | -                     | -                              |
| CULIACÁN                              | SLSSA000876 | SSA     | QUILA  | 0                           | 0              | 0          | 0                                       | 0                                 | 0              | 0          | 6                          | 0.00                           | 20              | 0                                  | 0              | 0          | -                     | -                              |
| CULIACÁN                              | SLSMP000411 | PRIVADA | SANATORIO BATIZ RAMOS                          | 0                           | 0              | 0          | 0                                       | 0                                 | 0              | 0          | 1                          | 0.00                           | 20              | 0                                  | 0              | 0          | -                     | -                              |
| CULIACÁN                              | SLSMP000394 | PRIVADA | SANATORIO CEMSI CHAPULTEPEC                    | 0                           | 0              | 0          | 0                                       | 0                                 | 0              | 0          | 2                          | 0.00                           | 20              | 0                                  | 0              | 0          | -                     | -                              |
| CULIACÁN                              | SLIMS000143 | IMSS    | UMF 35 CULIACAN                                | 0                           | 0              | 0          | 5                                       | 28                                | 33             | 5          | 292                        | 1.71                           | 18              | 43                                 | 55             | 12         | 60.00                 | 6                              |
| CULIACÁN                              | SLIMS000155 | IMSS    | UMF 36 CULIACAN                                | 0                           | 0              | 0          | 11                                      | 14                                | 11             | -3         | 148                        | 7.43                           | 10              | 26                                 | 21             | -5         | 52.38                 | 8                              |
| CULIACÁN                              | SLIMS000160 | IMSS    | UMF 46 CULIACAN                                | 0                           | 1              | 1          | 5                                       | 25                                | 26             | 1          | 158                        | 3.16                           | 15              | 33                                 | 32             | -1         | 81.25                 | 3                              |
| CULIACÁN                              | SLIMS000172 | IMSS    | UMF 52 CULIACAN                                | 1                           | 0              | -1         | 1                                       | 2                                 | 3              | 1          | 17                         | 5.88                           | 11              | 3                                  | 4              | 1          | 75.00                 | 4                              |
| CULIACÁN                              | SLIMS000633 | IMSS    | UMF 55 CULIACAN                                | 0                           | 0              | 0          | 3                                       | 12                                | 10             | -2         | 111                        | 2.70                           | 17              | 18                                 | 17             | -1         | 58.82                 | 7                              |
| CULIACÁN                              | SLIMS000196 | IMSS    | UMFH 22 EL DORADO                              | 0                           | 2              | 2          | 4                                       | 0                                 | 2              | 2          | 12                         | 33.33                          | 5               | 0                                  | 2              | 2          | 100.00                | 1                              |
| <b>TOTAL MPIO. CULIACAN</b>           |             |         |  | <b>51</b>                   | <b>37</b>      | <b>-14</b> | <b>957</b>                              | <b>371</b>                        | <b>312</b>     | <b>-59</b> | <b>5,282</b>               | <b>18.12</b>                   |                 | <b>690</b>                         | <b>593</b>     | <b>-97</b> | <b>52.61</b>          |                                |
| BADIRAGUATO                           | SLSSA018060 | SSA     | CARAVANA DE LA SALUD TIPO 0 EL CASTILLO        | 0                           | 0              | 0          | 0                                       | 0                                 | 0              | 0          | 0                          | -                              | -               | 0                                  | 0              | 0          | -                     | -                              |
| BADIRAGUATO                           | SLSSA000362 | SSA     | HIGUERAS DE ALVAREZ BORBOA(H DELOS MONZO       | 0                           | 0              | 0          | 0                                       | 0                                 | 0              | 0          | 0                          | -                              | -               | 0                                  | 0              | 0          | -                     | -                              |
| BADIRAGUATO                           | SLSSA000246 | SSA     | HOSPITAL INTEGRAL BADIRAGUATO                  | 0                           | 0              | 0          | 0                                       | 1                                 | 0              | -1         | 29                         | 0.00                           | 1               | 11                                 | 2              | -9         | 0.00                  | 1                              |
| <b>TOTAL MPIO. BADIRAGUATO</b>        |             |         |  | <b>0</b>                    | <b>0</b>       | <b>0</b>   | <b>0</b>                                | <b>1</b>                          | <b>0</b>       | <b>-1</b>  | <b>29</b>                  | <b>0.00</b>                    |                 | <b>11</b>                          | <b>2</b>       | <b>-9</b>  | <b>0.00</b>           |                                |
| NAVOLATO                              | SLIMS000435 | IMSS    | HGSMF 4 NAVOLATO                               | 0                           | 0              | 0          | 3                                       | 6                                 | 16             | 10         | 153                        | 1.96                           | 2               | 16                                 | 25             | 9          | 64.00                 | 1                              |
| NAVOLATO                              | SLSSA002491 | SSA     | HOSPITAL INTEGRAL NAVOLATO                     | 0                           | 0              | 0          | 0                                       | 3                                 | 0              | -3         | 26                         | 0.00                           | 3               | 7                                  | 0              | -7         | -                     | -                              |
| NAVOLATO                              | SLSSA002305 | SSA     | SAN PEDRO                                      | 0                           | 0              | 0          | 0                                       | 1                                 | 0              | -1         | 6                          | 0.00                           | 3               | 1                                  | 0              | -1         | -                     | -                              |
| NAVOLATO                              | SLIMS000440 | IMSS    | UMFH 11 VILLA JUAREZ                           | 0                           | 0              | 0          | 4                                       | 2                                 | 3              | 1          | 26                         | 15.38                          | 1               | 2                                  | 10             | 8          | 30.00                 | 2                              |
| <b>TOTAL MPIO. NAVOLATO</b>           |             |         |  | <b>0</b>                    | <b>0</b>       | <b>0</b>   | <b>7</b>                                | <b>12</b>                         | <b>19</b>      | <b>7</b>   | <b>211</b>                 | <b>3.32</b>                    |                 | <b>26</b>                          | <b>35</b>      | <b>9</b>   | <b>54.29</b>          |                                |
| <b>TOTAL JURISDICCION 4, CULIACAN</b> |             |         |  | <b>51</b>                   | <b>37</b>      | <b>-14</b> | <b>964</b>                              | <b>384</b>                        | <b>331</b>     | <b>-53</b> | <b>5,522</b>               | <b>17.46</b>                   |                 | <b>727</b>                         | <b>630</b>     | <b>-97</b> | <b>52.54</b>          |                                |

NUEVA NORMALIDAD

INDICE DE POSITIVIDAD  
52.54

TASA DE LETALIDAD  
17.46



# COVID-19 Sinaloa: Casos y Defunciones **JURISDICCIÓN MAZATLÁN**



**SALUD**  
SECRETARÍA DE SALUD

**NUEVA  
NORMALIDAD**

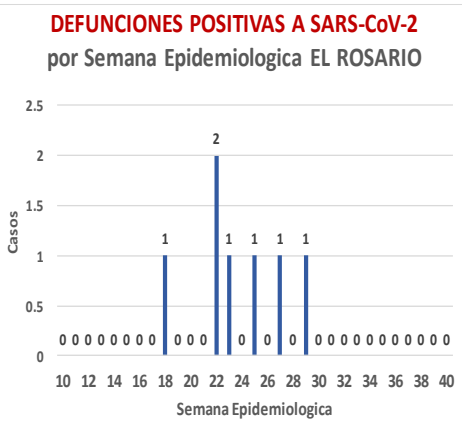
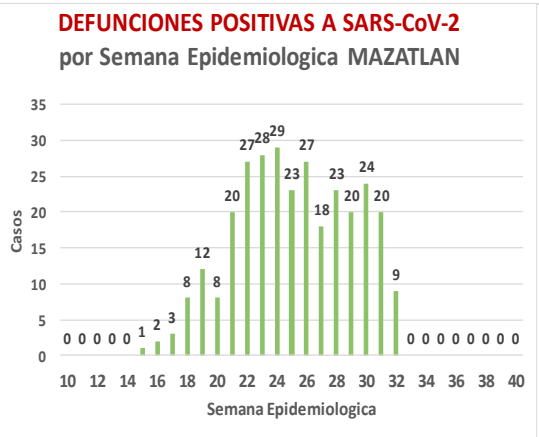
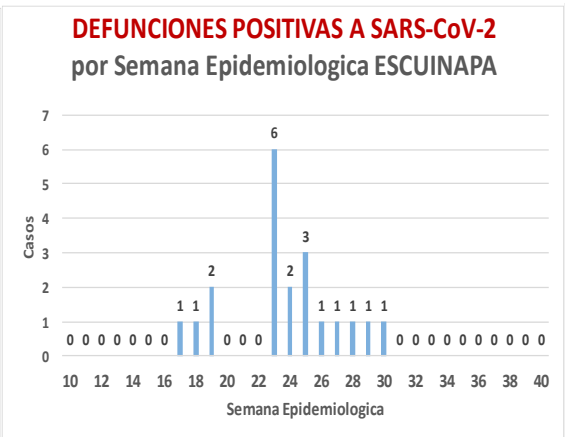
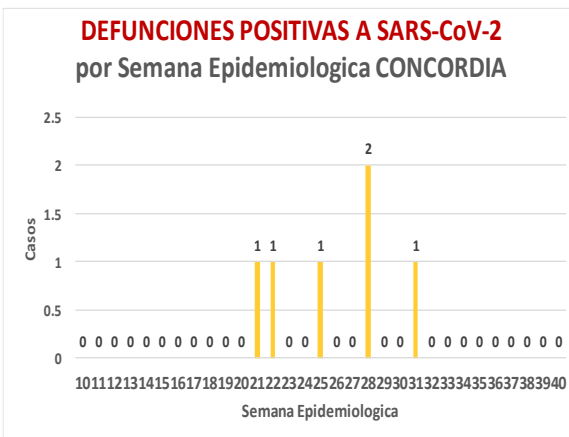
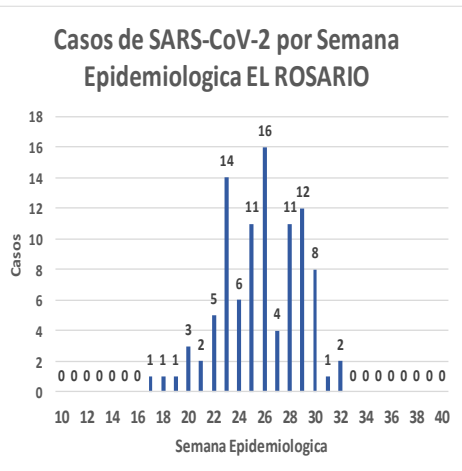
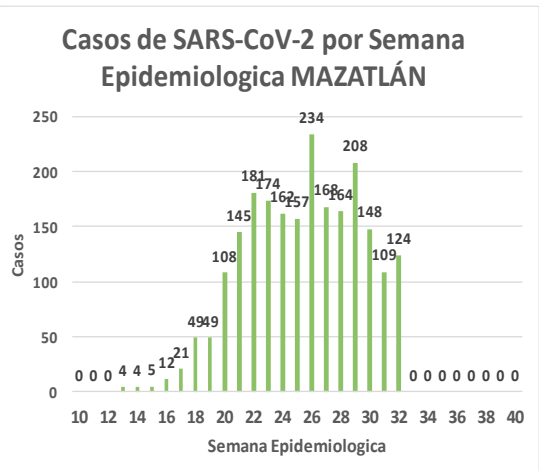
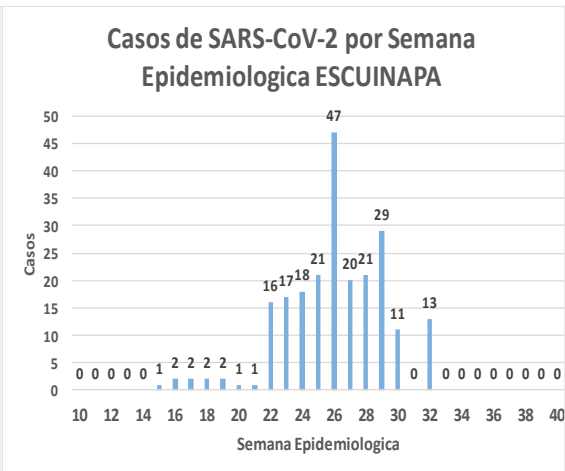
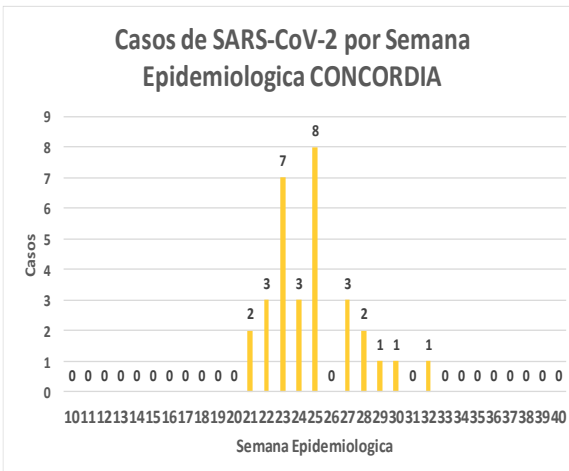
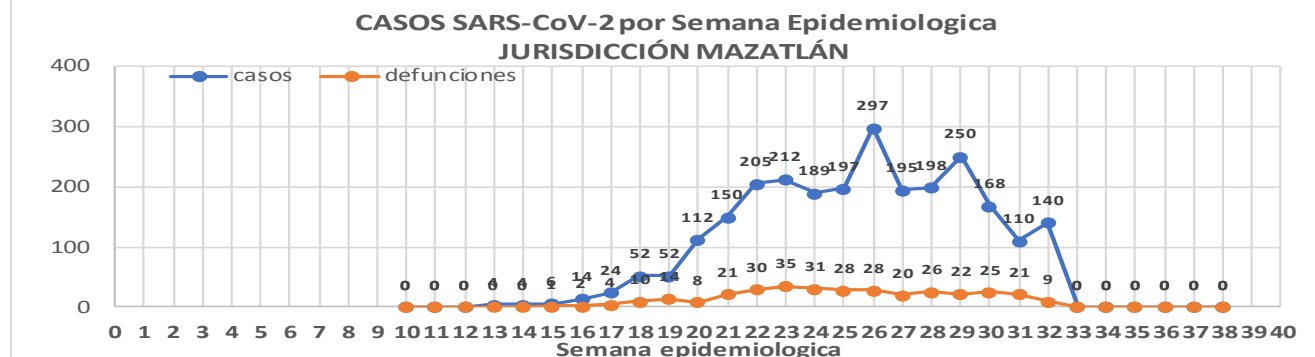
**335**  
Defunciones  
Jurisdicción  
Mazatlán



Datos actualizados al **jueves, 06 de agosto de 2020**

| JURISDICCION SANITARIA        | Casos Acum. SARS-CoV-2* | %             |
|-------------------------------|-------------------------|---------------|
| <b>Jurisd. No. 6 Mazatlan</b> | <b>2579</b>             | <b>100.0%</b> |
| CONCORDIA                     | 31                      | 1.2%          |
| ESCUINAPA                     | 224                     | 8.7%          |
| <b>MAZATLAN</b>               | <b>2226</b>             | <b>86.3%</b>  |
| ROSARIO                       | 98                      | 3.8%          |

\* Municipio de residencia



# COVID-19 Sinaloa: Muestreo de Casos **JURISDICCIÓN MAZATLÁN**



**SALUD**  
SECRETARÍA DE SALUD

**NUEVA  
NORMALIDAD**

**335**

**Defunciones  
Jurisdicción  
MAZATLÁN**



## Jurisd. No. 6 Mazatlan

| INSTITUCION        | NO ADECUADO | RECHAZADA | NO RECIBIDA | SOSPECHOSOS  | TOTAL CON MUESTRA | % SOSPECHOSOS |
|--------------------|-------------|-----------|-------------|--------------|-------------------|---------------|
| IMSS               | 0           | 22        | 9           | 1,565        | 1,596             | 34.5%         |
| IMSS-OPORTUNIDADES | 0           | 11        | 0           | 132          | 143               | 3.1%          |
| ISSSTE             | 0           | 9         | 3           | 270          | 282               | 6.1%          |
| PRIVADA            | 2           | 0         | 1           | 224          | 227               | 4.9%          |
| SEDENA             | 0           | 2         | 2           | 164          | 168               | 3.6%          |
| SEMAR              | 0           | 7         | 2           | 107          | 116               | 2.5%          |
| SSA                | 5           | 10        | 7           | 1,827        | 1,849             | 40.0%         |
| PEMEX              | 0           | 0         | 0           | 0            | 0                 | 0.0%          |
| ESTATAL            | 0           | 0         | 0           | 1            | 1                 | 0.0%          |
| MUNICIPAL          | 2           | 0         | 0           | 238          | 240               | 5.2%          |
| <b>TOTAL</b>       | <b>9</b>    | <b>61</b> | <b>24</b>   | <b>4,528</b> | <b>4,622</b>      | <b>100.0%</b> |

0.2%    1.3%    0.5%    98.0%    100.0%

## RESULTADO DEFINITIVO EN PLATAFORMA SISVER; JUR MAZATLÁN

|                            |             |
|----------------------------|-------------|
| <b>SARS-CoV-2</b>          | <b>2596</b> |
| <b>NEGATIVO</b>            | <b>1631</b> |
| <b>NO RECIBIDA</b>         | <b>24</b>   |
| <b>INF AH1N1 PMD</b>       | <b>4</b>    |
| <b>RECHAZADA</b>           | <b>61</b>   |
| <b>B</b>                   | <b>7</b>    |
| <b>A H3</b>                | <b>6</b>    |
| <b>METAPNEUMOVIRUS</b>     | <b>1</b>    |
| <b>ENTEROV//RHINOVIRUS</b> | <b>1</b>    |
| <b>CORONA OC43</b>         | <b>0</b>    |
| <b>NO ADECUADO</b>         | <b>9</b>    |
| <b>INF A</b>               | <b>0</b>    |
| <b>CORONA 229E</b>         | <b>0</b>    |
| <b>CORONA NL63</b>         | <b>0</b>    |
| <b>CORONA HKU1</b>         | <b>0</b>    |
| <b>VSR</b>                 | <b>0</b>    |
| <b>ADENOVIRUS</b>          | <b>0</b>    |
| <b>PARAINFLUENZA 3</b>     | <b>0</b>    |
| <b>NO SUBTIPIFICADO</b>    | <b>0</b>    |

INFORMACION AL DIA : jueves, 06 de agosto de 2020

## SE TOMO MUESTRA PERO SIN RECEPCION EN LABORATORIO

| Municipios   | IMSS      | IMSS-OPORTUNIDADES | ISSSTE    | PRIVADA   | SEDENA    | SEMAR     | SSA       | PEMEX    | ESTATAL  | MUNICIPAL | TOTAL      |
|--------------|-----------|--------------------|-----------|-----------|-----------|-----------|-----------|----------|----------|-----------|------------|
| CONCORDIA    | 0         | 0                  | 2         | 1         | 0         | 0         | 1         | 0        | 0        | 0         | 4          |
| ESCUINAPA    | 1         | 0                  | 1         | 0         | 0         | 0         | 19        | 0        | 0        | 0         | 21         |
| MAZATLAN     | 71        | 7                  | 19        | 60        | 12        | 10        | 59        | 0        | 0        | 7         | 245        |
| ROSARIO      | 1         | 0                  | 2         | 3         | 0         | 0         | 6         | 0        | 0        | 0         | 270        |
| <b>TOTAL</b> | <b>73</b> | <b>7</b>           | <b>24</b> | <b>64</b> | <b>12</b> | <b>10</b> | <b>85</b> | <b>0</b> | <b>0</b> | <b>7</b>  | <b>540</b> |

# COVID-19 Sinaloa: Informe ejecutivo: JURISDICCIÓN MAZATLÁN

## Unidades de Salud que han reportado en SISVER

| MUNICIPIO                             | CLUES       | SECTOR             | UNIDAD                                      | Defunciones Acumuladas a la |                |           | Total Defunciones Asociadas a SarsCov-2 | Casos confirmados Acumulados a la |                |            | Total de Casos Confirmados | Tasa letalidad X 100 (D/G)*100 | Lugar Letalidad | PRUEBAS REALIZADAS Acumuladas a la |                |             | INDICE DE POSITIVIDAD | Lugar de Índice de POSITIVIDAD |
|---------------------------------------|-------------|--------------------|---|-----------------------------|----------------|-----------|---|-----------------------------------|----------------|------------|----------------------------|--------------------------------|-----------------|------------------------------------|----------------|-------------|-----------------------|--------------------------------|
|                                       |             |                    |   | SEM EPI NUM-30              | SEM EPI NUM-31 | Aumento   |   | SEM EPI NUM-30                    | SEM EPI NUM-31 | Aumento    |                            |                                |                 | SEM EPI NUM-30                     | SEM EPI NUM-31 | Aumento     |                       |                                |
| MAZATLÁN                              | XXDES002099 | SSA                | BRIGADA EPIDEMIOLOGICA MAZATLAN             | 0                           | 0              | 0         | 0                                       | 0                                 | 0              | 0          | 0                          | -                              | -               | 0                                  | 0              | 0           | -                     | -                              |
| MAZATLÁN                              | SLSMP000732 | PRIVADA            | CLINICA HOSPITAL MARIA DEL MAR              | 0                           | 0              | 0         | 2                                       | 0                                 | 0              | 0          | 11                         | 18.18                          | 5               | 0                                  | 0              | 0           | -                     | -                              |
| MAZATLÁN                              | SLSMP000621 | PRIVADA            | CLINICA DEL MAR DE MAZATLAN S.A DE C.V.     | 0                           | 0              | 0         | 3                                       | 2                                 | 0              | -2         | 21                         | 14.29                          | 7               | 3                                  | 0              | -3          | -                     | -                              |
| MAZATLÁN                              | SLIMS000341 | IMSS               | HGZMF 3 MAZATLAN                            | 16                          | 10             | -6        | 171                                     | 44                                | 72             | 28         | 794                        | 21.54                          | 3               | 89                                 | 124            | 35          | 58.06                 | 4                              |
| MAZATLÁN                              | SLSSA002585 | SSA                | HOSPITAL GENERAL DE MAZATLAN                | 0                           | 0              | 0         | 36                                      | 6                                 | 5              | -1         | 222                        | 16.22                          | 6               | 7                                  | 10             | 3           | 50.00                 | 5                              |
| MAZATLÁN                              | SLSMM000014 | MUNICIPAL          | HOSPITAL MARGARITA MAZA DE JUAREZ           | 0                           | 0              | 0         | 10                                      | 12                                | 4              | -8         | 154                        | 6.49                           | 11              | 16                                 | 10             | -6          | 40.00                 | 9                              |
| MAZATLÁN                              | SLSMP002844 | PRIVADA            | HOSPITAL MARINA MAZATLAN                    | 1                           | 0              | -1        | 5                                       | 2                                 | 0              | -2         | 56                         | 8.93                           | 10              | 5                                  | 0              | -5          | -                     | -                              |
| MAZATLÁN                              | SLSDN000016 | SEDENA             | HOSPITAL MILITAR REGIONAL DE MAZATLAN, SIN. | 2                           | 2              | 0         | 12                                      | 11                                | 3              | -8         | 130                        | 9.23                           | 9               | 14                                 | 4              | -10         | 75.00                 | 2                              |
| MAZATLÁN                              | SLSMA000022 | SEMAR              | HOSPITAL NAVAL DE MAZATLAN                  | 0                           | 2              | 2         | 20                                      | 7                                 | 1              | -6         | 68                         | 29.41                          | 2               | 17                                 | 2              | -15         | 50.00                 | 5                              |
| MAZATLÁN                              | SLSMP000616 | PRIVADA            | HOSPITAL SHARP MAZATLAN S. A DE C. V.       | 0                           | 0              | 0         | 7                                       | 0                                 | 0              | 0          | 35                         | 20.00                          | 4               | 0                                  | 0              | 0           | -                     | -                              |
| MAZATLÁN                              | SLIMO000733 | IMSS-OPORTUNIDADES | HR VILLA UNION                              | 2                           | 0              | -2        | 8                                       | 8                                 | 6              | -2         | 83                         | 9.64                           | 8               | 12                                 | 13             | 1           | 46.15                 | 8                              |
| MAZATLÁN                              | SLSSA002655 | SSA                | JURISDICCION SANITARIA VI MAZATLAN          | 0                           | 0              | 0         | 0                                       | 28                                | 8              | -20        | 277                        | 0.00                           | 14              | 72                                 | 23             | -49         | 34.78                 | 11                             |
| MAZATLÁN                              | SLIST000196 | ISSSTE             | MAZATLAN                                    | 4                           | 6              | 2         | 60                                      | 24                                | 3              | -21        | 177                        | 33.90                          | 1               | 27                                 | 5              | -22         | 60.00                 | 3                              |
| MAZATLÁN                              | SLSSA001576 | SSA                | MAZATLAN (COL. 20 DE NOVIEMBRE)             | 0                           | 0              | 0         | 0                                       | 0                                 | 0              | 0          | 0                          | -                              | -               | 1                                  | 0              | -1          | -                     | -                              |
| MAZATLÁN                              | SLSSA001605 | SSA                | MAZATLAN (COL. CENTRO)                      | 0                           | 0              | 0         | 0                                       | 8                                 | 2              | -6         | 259                        | 0.00                           | 14              | 15                                 | 4              | -11         | 50.00                 | 5                              |
| MAZATLÁN                              | SLSSA017501 | SSA                | OFICINAS JURISDICCIONALES                   | 0                           | 0              | 0         | 0                                       | 0                                 | 0              | 0          | 0                          | -                              | -               | 0                                  | 0              | 0           | -                     | -                              |
| MAZATLÁN                              | SLIMS000353 | IMSS               | UMF 45 MAZATLAN                             | 0                           | 0              | 0         | 1                                       | 1                                 | 4              | 3          | 40                         | 2.50                           | 13              | 3                                  | 4              | 1           | 100.00                | 1                              |
| MAZATLÁN                              | SLIMS000645 | IMSS               | UMF 56 PRADOS                               | 0                           | 1              | 1         | 2                                       | 6                                 | 2              | -4         | 36                         | 5.56                           | 12              | 10                                 | 5              | -5          | 40.00                 | 9                              |
| MAZATLÁN                              | SLSSA002515 | SSA                | VALLE DEL JARIPILLO                         | 0                           | 0              | 0         | 0                                       | 0                                 | 0              | 0          | 0                          | -                              | -               | 0                                  | 1              | 1           | 0.00                  | 12                             |
| <b>TOTAL MPIO. MAZATLAN</b>           |             |                    |   | <b>25</b>                   | <b>21</b>      | <b>-4</b> | <b>337</b>                              | <b>159</b>                        | <b>110</b>     | <b>-49</b> | <b>2,363</b>               | <b>14.26</b>                   |                 | <b>291</b>                         | <b>205</b>     | <b>-86</b>  | <b>53.66</b>          |                                |
| CONCORDIA                             | XXDES002097 | SSA                | BRIGADA EPIDEMIOLOGICA CONCORDIA            | 0                           | 0              | 0         | 0                                       | 0                                 | 0              | 0          | 0                          | -                              | -               | 0                                  | 0              | 0           | -                     | -                              |
| CONCORDIA                             | SLSSA000485 | SSA                | CONCORDIA                                   | 0                           | 0              | 0         | 0                                       | 0                                 | 0              | 0          | 10                         | 0.00                           | 1               | 1                                  | 0              | -1          | -                     | -                              |
| CONCORDIA                             | SLSSA000473 | SSA                | HOSPITAL INTEGRAL CONCORDIA                 | 0                           | 0              | 0         | 0                                       | 0                                 | 0              | 0          | 8                          | 0.00                           | 1               | 0                                  | 0              | 0           | -                     | -                              |
| <b>TOTAL MPIO. CONCORDIA</b>          |             |                    |   | <b>0</b>                    | <b>0</b>       | <b>0</b>  | <b>0</b>                                | <b>0</b>                          | <b>0</b>       | <b>0</b>   | <b>18</b>                  | <b>0.00</b>                    |                 | <b>1</b>                           | <b>0</b>       | <b>-1</b>   | <b>-</b>              |                                |
| ROSARIO                               | SLIMO000832 | IMSS-OPORTUNIDADES | EL POZOLE                                   | 0                           | 0              | 0         | 0                                       | 0                                 | 0              | 0          | 0                          | -                              | -               | 0                                  | 0              | 0           | -                     | -                              |
| ROSARIO                               | SLIST000225 | ISSSTE             | EL ROSARIO                                  | 0                           | 0              | 0         | 0                                       | 1                                 | 0              | -1         | 1                          | 0.00                           | 2               | 1                                  | 0              | -1          | -                     | -                              |
| ROSARIO                               | SLSSA001873 | SSA                | HOSPITAL INTEGRAL DE EL ROSARIO             | 0                           | 0              | 0         | 2                                       | 5                                 | 0              | -5         | 55                         | 3.64                           | 1               | 7                                  | 0              | -7          | -                     | -                              |
| ROSARIO                               | SLIMS000406 | IMSS               | UMFH 31 EL ROSARIO                          | 0                           | 0              | 0         | 0                                       | 0                                 | 0              | 0          | 3                          | 0.00                           | 2               | 0                                  | 0              | 0           | -                     | -                              |
| <b>TOTAL MPIO. ROSARIO</b>            |             |                    |   | <b>0</b>                    | <b>0</b>       | <b>0</b>  | <b>2</b>                                | <b>6</b>                          | <b>0</b>       | <b>-6</b>  | <b>59</b>                  | <b>3.39</b>                    |                 | <b>8</b>                           | <b>0</b>       | <b>-8</b>   | <b>-</b>              |                                |
| ESCUINAPA                             | SLSSA001132 | SSA                | ESCUINAPA                                   | 0                           | 0              | 0         | 1                                       | 0                                 | 0              | 0          | 11                         | 9.09                           | 2               | 0                                  | 0              | 0           | -                     | -                              |
| ESCUINAPA                             | SLSSA018253 | SSA                | HOSPITAL GENERAL ESCUINAPA                  | 0                           | 0              | 0         | 3                                       | 8                                 | 0              | -8         | 164                        | 1.83                           | 3               | 12                                 | 0              | -12         | -                     | -                              |
| ESCUINAPA                             | SLSSA001173 | SSA                | TEACAPAN                                    | 0                           | 0              | 0         | 0                                       | 0                                 | 0              | 0          | 0                          | -                              | -               | 0                                  | 0              | 0           | -                     | -                              |
| ESCUINAPA                             | SLIMS000230 | IMSS               | UMFH 29 ESCUINAPA                           | 0                           | 0              | 0         | 2                                       | 0                                 | 0              | 0          | 16                         | 12.50                          | 1               | 0                                  | 0              | 0           | -                     | -                              |
| <b>TOTAL MPIO. ESCUINAPA</b>          |             |                    |   | <b>0</b>                    | <b>0</b>       | <b>0</b>  | <b>6</b>                                | <b>8</b>                          | <b>0</b>       | <b>-8</b>  | <b>191</b>                 | <b>3.14</b>                    |                 | <b>12</b>                          | <b>0</b>       | <b>-12</b>  | <b>-</b>              |                                |
| <b>TOTAL JURISDICCION 6, MAZATLÁN</b> |             |                    |   | <b>25</b>                   | <b>21</b>      | <b>-4</b> | <b>345</b>                              | <b>173</b>                        | <b>110</b>     | <b>-63</b> | <b>2,631</b>               | <b>13.11</b>                   |                 | <b>312</b>                         | <b>205</b>     | <b>-107</b> | <b>53.66</b>          |                                |

**NUEVA NORMALIDAD**

**INDICE DE POSITIVIDAD**  
**53.66**

**TASA DE LETALIDAD**  
**13.11**





# COVID-19 Sinaloa: Casos y Defunciones **JURISDICCIÓN GUASAVE**



**NUEVA NORMALIDAD**

**344**

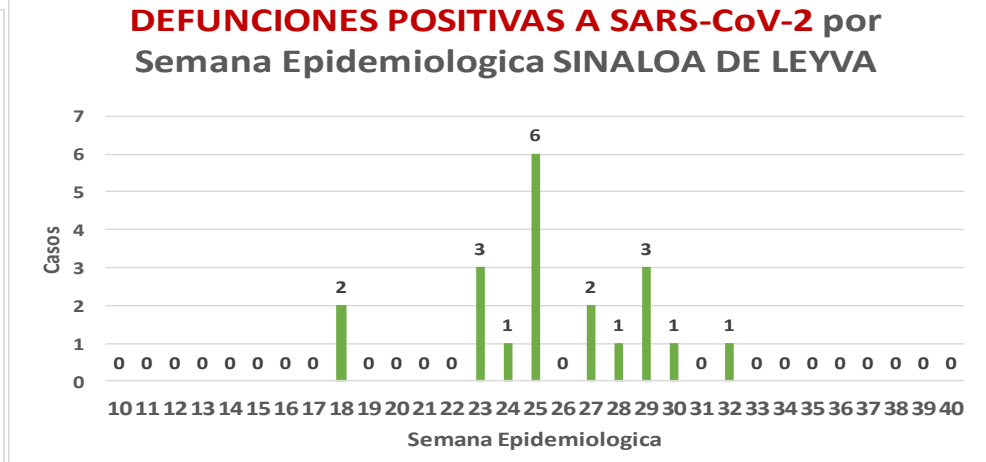
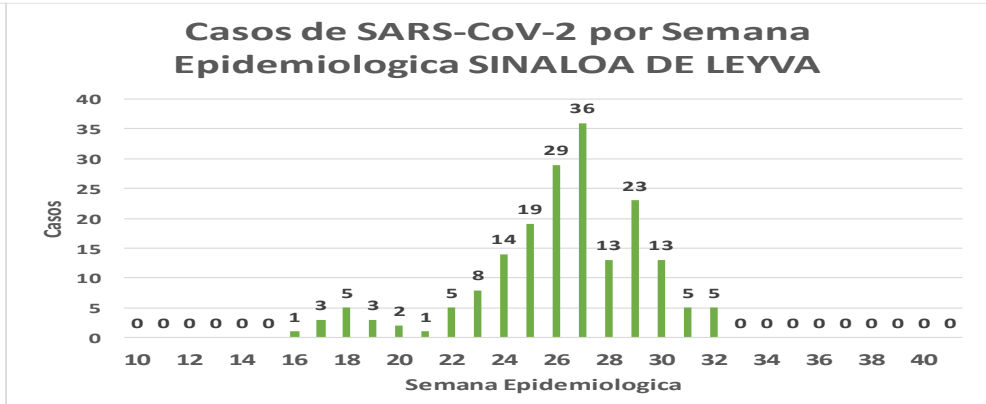
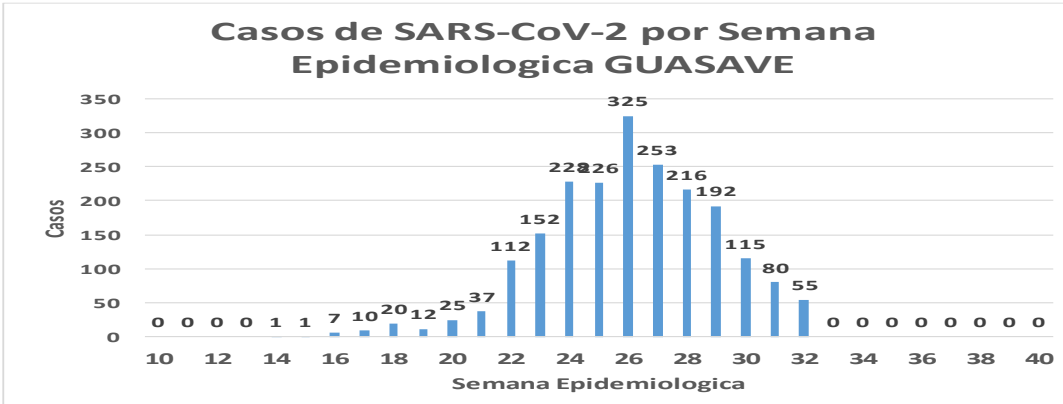
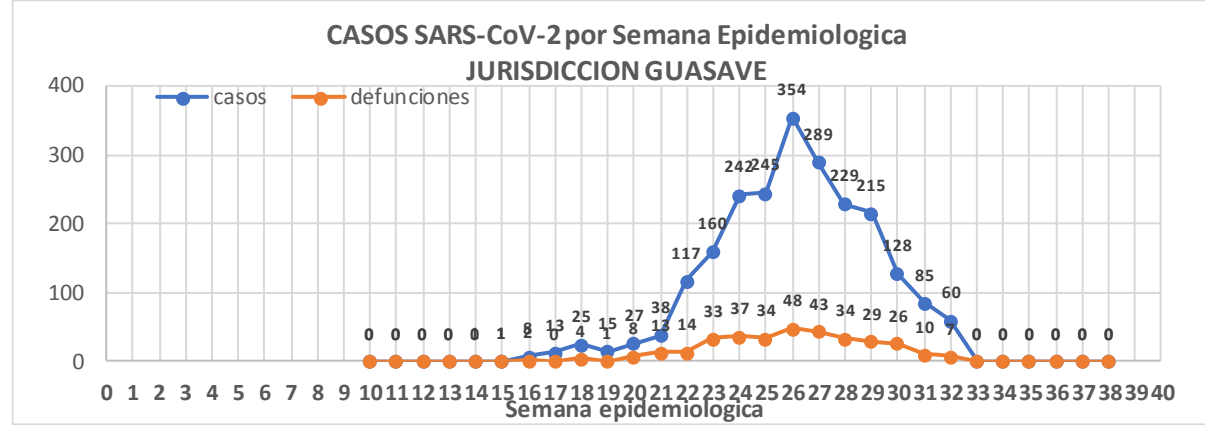
**Defunciones Jurisdicción GUASAVE**



Datos actualizados al **jueves, 06 de agosto de 2020**

| JURISDICCION SANITARIA | Casos Acum. SARS-CoV-2* | %      |
|------------------------|-------------------------|--------|
| Jurisd. No. 2 Guasave  | 2252                    | 100.0% |
| GUASAVE                | 2067                    | 91.8%  |
| SINALOA                | 185                     | 8.2%   |

\* Municipio de residencia



Fuente: Plataforma Nacional de Vigilancia Epidemiologica SISVER/SINAVE-COVID-19 Acumulados al 06/ago/2020 corte de información 2:57 pm , Dr. José P. Gúémez A.

# COVID-19 Sinaloa: Muestreo de Casos JURISDICCIÓN GUASAVE



**NUEVA NORMALIDAD**

**344**

**Defunciones  
Jurisdicción  
GUASAVE**



| RESULTADO DEFINITIVO EN PLATAFORMA SISVER; JUR GUASAVE |      |
|--|------|
| SARS-CoV-2   | 2267 |
| NEGATIVO   | 1410 |
| NO RECIBIDA  | 8    |
| INF AH1N1 PMD  | 11   |
| RECHAZADA  | 94   |
| B  | 7    |
| A H3   | 6    |
| METAPNEUMOVIRUS  | 2    |
| ENTEROV//RHINOVIRUS                                    | 3    |
| CORONA OC43  | 0    |
| NO ADECUADO  | 5    |
| INF A  | 0    |
| CORONA 229E  | 0    |
| CORONA NL63  | 0    |
| CORONA HKU1  | 0    |
| VSR  | 0    |
| ADENOVIRUS   | 0    |
| PARAINFLUENZA 3  | 0    |
| NO SUBTIPIFICADO                                       | 0    |

| Jurisd. No. 2 Guasave |             |           |             |              |                   |               |
|-----------------------|-------------|-----------|-------------|--------------|-------------------|---------------|
| INSTITUCION           | NO ADECUADO | RECHAZADA | NO RECIBIDA | SOSPECHOSOS  | TOTAL CON MUESTRA | % SOSPECHOSOS |
| IMSS                  | 0           | 80        | 8           | 2,433        | 2,521             | 61.1%         |
| IMSS-OPORTUNIDADES    | 0           | 2         | 0           | 12           | 14                | 0.3%          |
| ISSSTE                | 1           | 0         | 0           | 71           | 72                | 1.7%          |
| PRIVADA               | 0           | 0         | 0           | 33           | 33                | 0.8%          |
| SEDENA                | 0           | 0         | 0           | 0            | 0                 | 0.0%          |
| SEMAR                 | 0           | 0         | 0           | 3            | 3                 | 0.1%          |
| SSA                   | 4           | 12        | 0           | 1,459        | 1,475             | 35.7%         |
| PEMEX                 | 0           | 0         | 0           | 1            | 1                 | 0.0%          |
| ESTATAL               | 0           | 0         | 0           | 7            | 7                 | 0.2%          |
| MUNICIPAL             | 0           | 0         | 0           | 0            | 0                 | 0.0%          |
| <b>TOTAL</b>          | <b>5</b>    | <b>94</b> | <b>8</b>    | <b>4,019</b> | <b>4,126</b>      | <b>100.0%</b> |
|                       | 0.1%        | 2.3%      | 0.2%        | 97.4%        | 100.0%            |               |

INFORMACION AL DIA : jueves, 06 de agosto de 2020

| SE TOMO MUESTRA PERO SIN RECEPCION EN LABORATORIO |            |                    |          |           |          |          |            |          |          |           |            |
|---|------------|--------------------|----------|-----------|----------|----------|------------|----------|----------|-----------|------------|
| Municipios  | IMSS       | IMSS-OPORTUNIDADES | ISSSTE   | PRIVADA   | SEDENA   | SEMAR    | SSA        | PEMEX    | ESTATAL  | MUNICIPAL | TOTAL      |
| GUASAVE   | 181        | 0                  | 6        | 10        | 0        | 0        | 81         | 0        | 0        | 0         | 278        |
| SINALOA   | 2          | 0                  | 2        | 3         | 0        | 0        | 31         | 0        | 0        | 0         | 38         |
| <b>TOTAL JURISDICCION</b>                         | <b>183</b> | <b>0</b>           | <b>8</b> | <b>13</b> | <b>0</b> | <b>0</b> | <b>112</b> | <b>0</b> | <b>0</b> | <b>0</b>  | <b>316</b> |



# COVID-19 Sinaloa: Informe ejecutivo: JURISDICCION GUASAVE



## Unidades de Salud que han reportado en SISVER

| MUNICIPIO                            | CLUES       | SECTOR | UNIDAD                                 | Defunciones Acumuladas a la |                |            | Total Defunciones Asociadas a SarsCov-2 | Casos confirmados Acumulados a la |                |            | Total de Casos Confirmados | Tasa letalidad X 100 (D/G)*100 | Lugar Letalidad | PRUEBAS REALIZADAS Acumuladas a la |                |             | INDICE DE POSITIVIDAD | Lugar de Indice de POSITIVIDAD |
|--------------------------------------|-------------|--------|--|-----------------------------|----------------|------------|---|-----------------------------------|----------------|------------|----------------------------|--------------------------------|-----------------|------------------------------------|----------------|-------------|-----------------------|--------------------------------|
|                                      |             |        |  | SEM EPI NUM-30              | SEM EPI NUM-31 | Aumento    |   | SEM EPI NUM-30                    | SEM EPI NUM-31 | Aumento    |                            |                                |                 | SEM EPI NUM-30                     | SEM EPI NUM-31 | Aumento     |                       |                                |
|                                      |             |        |  | GUASAVE                     | SLSSA001296    | SSA        |   | BACHOCO                           | 0              | 0          |                            |                                |                 | 0                                  | 0              | 0           |                       |                                |
| GUASAVE                              | SLSSA001301 | SSA    | BAMOA                                  | 0                           | 0              | 0          | 0                                       | 0                                 | 0              | 0          | 5                          | 0.00                           | 4               | 0                                  | 0              | 0           | -                     | -                              |
| GUASAVE                              | XXDES002086 | SSA    | BRIGADA EPIDEMIOLOGICA GUASAVE         | 0                           | 0              | 0          | 0                                       | 0                                 | 0              | 0          | 0                          | -                              | -               | 0                                  | 0              | 0           | -                     | -                              |
| GUASAVE                              | SLSSA018224 | SSA    | CENTRO DE SALUD GUASAVE II             | 0                           | 0              | 0          | 1                                       | 32                                | 16             | -16        | 388                        | 0.26                           | 3               | 113                                | 38             | -75         | 42.11                 | 3                              |
| GUASAVE                              | SLSSA001354 | SSA    | COREREPE (EL GALLO)                    | 0                           | 0              | 0          | 0                                       | 0                                 | 0              | 0          | 1                          | 0.00                           | 4               | 0                                  | 0              | 0           | -                     | -                              |
| GUASAVE                              | SLSSA001366 | SSA    | EL CUBILETE (EL NUMERO UNO)            | 0                           | 0              | 0          | 0                                       | 0                                 | 0              | 0          | 2                          | 0.00                           | 4               | 0                                  | 0              | 0           | -                     | -                              |
| GUASAVE                              | SLSSA001412 | SSA    | EL HUITUSSI                            | 0                           | 0              | 0          | 0                                       | 0                                 | 0              | 0          | 0                          | -                              | -               | 0                                  | 0              | 0           | -                     | -                              |
| GUASAVE                              | SLSSA001395 | SSA    | GABRIEL LEYVA SOLANO (BENITO JUAREZ)   | 0                           | 0              | 0          | 0                                       | 0                                 | 0              | 0          | 2                          | 0.00                           | 4               | 0                                  | 0              | 0           | -                     | -                              |
| GUASAVE                              | SLSSA001383 | SSA    | GABRIEL LEYVA SOLANO (EL BATAMOTE)     | 0                           | 0              | 0          | 0                                       | 0                                 | 0              | 0          | 1                          | 0.00                           | 4               | 0                                  | 0              | 0           | -                     | -                              |
| GUASAVE                              | SLIST000160 | ISSSTE | GUASAVE                                | 0                           | 0              | 0          | 0                                       | 0                                 | 0              | 0          | 0                          | -                              | -               | 0                                  | 0              | 0           | -                     | -                              |
| GUASAVE                              | SLIMS000271 | IMSS   | HGZMF 32 GUASAVE                       | 17                          | 8              | -9         | 199                                     | 79                                | 50             | -29        | 1,336                      | 14.90                          | 2               | 133                                | 101            | -32         | 49.50                 | 2                              |
| GUASAVE                              | SLSSA001255 | SSA    | HOSPITAL GENERAL GUASAVE               | 2                           | 0              | -2         | 68                                      | 7                                 | 5              | -2         | 202                        | 33.66                          | 1               | 20                                 | 9              | -11         | 55.56                 | 1                              |
| GUASAVE                              | SLSSA001400 | SSA    | JUAN JOSE RIOS                         | 0                           | 0              | 0          | 0                                       | 0                                 | 0              | 0          | 4                          | 0.00                           | 4               | 0                                  | 0              | 0           | -                     | -                              |
| GUASAVE                              | SLSSA001313 | SSA    | LA BRECHA                              | 0                           | 0              | 0          | 0                                       | 0                                 | 0              | 0          | 2                          | 0.00                           | 4               | 0                                  | 0              | 0           | -                     | -                              |
| GUASAVE                              | SLSSA001511 | SSA    | LA TRINIDAD                            | 0                           | 0              | 0          | 0                                       | 0                                 | 0              | 0          | 3                          | 0.00                           | 4               | 0                                  | 0              | 0           | -                     | -                              |
| GUASAVE                              | SLSSA001470 | SSA    | LAS QUEMAZONES                         | 0                           | 0              | 0          | 0                                       | 0                                 | 0              | 0          | 1                          | 0.00                           | 4               | 0                                  | 0              | 0           | -                     | -                              |
| GUASAVE                              | SLSSA001424 | SSA    | LEON FONSECA (ESTACION VERDURA)        | 0                           | 0              | 0          | 0                                       | 0                                 | 0              | 0          | 3                          | 0.00                           | 4               | 0                                  | 0              | 0           | -                     | -                              |
| GUASAVE                              | SLSSA001436 | SSA    | NIO                                    | 0                           | 0              | 0          | 0                                       | 0                                 | 0              | 0          | 3                          | 0.00                           | 4               | 0                                  | 0              | 0           | -                     | -                              |
| GUASAVE                              | SLSSA001441 | SSA    | PALOS BLANCOS                          | 0                           | 0              | 0          | 0                                       | 0                                 | 0              | 0          | 3                          | 0.00                           | 4               | 0                                  | 0              | 0           | -                     | -                              |
| GUASAVE                              | SLSSA001506 | SSA    | SAN RAFAEL (GRAL.MIGUEL VALLE DAVALOS) | 0                           | 0              | 0          | 0                                       | 1                                 | 0              | -1         | 3                          | 0.00                           | 4               | 1                                  | 0              | -1          | -                     | -                              |
| GUASAVE                              | SLIMS000312 | IMSS   | UMFH 15 JUAN JOSE RIOS                 | 0                           | 0              | 0          | 0                                       | 0                                 | 0              | 0          | 4                          | 0.00                           | 4               | 0                                  | 0              | 0           | -                     | -                              |
| <b>TOTAL MPIO. GUASAVE</b>           |             |        |  | <b>19</b>                   | <b>8</b>       | <b>-11</b> | <b>268</b>                              | <b>119</b>                        | <b>71</b>      | <b>-48</b> | <b>1964</b>                | <b>13.65</b>                   |                 | <b>267</b>                         | <b>148</b>     | <b>-119</b> | <b>47.97</b>          |                                |
| SINALOA                              | SLSSA002211 | SSA    | ESTACION NARANJO                       | 0                           | 0              | 0          | 0                                       | 0                                 | 0              | 0          | 4                          | 0.00                           | 1               | 0                                  | 0              | 0           | -                     | -                              |
| SINALOA                              | SLSSA002141 | SSA    | SINALOA DE LEYVA                       | 0                           | 0              | 0          | 0                                       | 0                                 | 3              | 3          | 72                         | 0.00                           | 1               | 0                                  | 9              | 9           | 33.33                 | -                              |
| SINALOA                              | SLSSA017361 | SSA    | UNIDAD TECNICO ADMINSTRATIVA           | 0                           | 0              | 0          | 0                                       | 0                                 | 0              | 0          | 0                          | -                              | -               | 0                                  | 0              | 0           | -                     | -                              |
| <b>TOTAL MPIO. SINALOA DE LEYVA</b>  |             |        |  | <b>0</b>                    | <b>0</b>       | <b>0</b>   | <b>0</b>                                | <b>0</b>                          | <b>3</b>       | <b>3</b>   | <b>76</b>                  | <b>0.00</b>                    |                 | <b>0</b>                           | <b>9</b>       | <b>9</b>    | <b>33.33</b>          |                                |
| <b>TOTAL JURISDICCION 2, GUASAVE</b> |             |        |  | <b>19</b>                   | <b>8</b>       | <b>-11</b> | <b>268</b>                              | <b>119</b>                        | <b>74</b>      | <b>-45</b> | <b>2,040</b>               | <b>13.14</b>                   |                 | <b>267</b>                         | <b>157</b>     | <b>-110</b> | <b>47.13</b>          |                                |

**NUEVA NORMALIDAD**

**INDICE DE POSITIVIDAD**  
47.13

**TASA DE LETALIDAD**  
13.14



# COVID-19 Sinaloa: Casos y Defunciones **JURISDICCION GUAMUCHIL**



**SALUD**  
SECRETARÍA DE SALUD

**NUEVA NORMALIDAD**

**161**

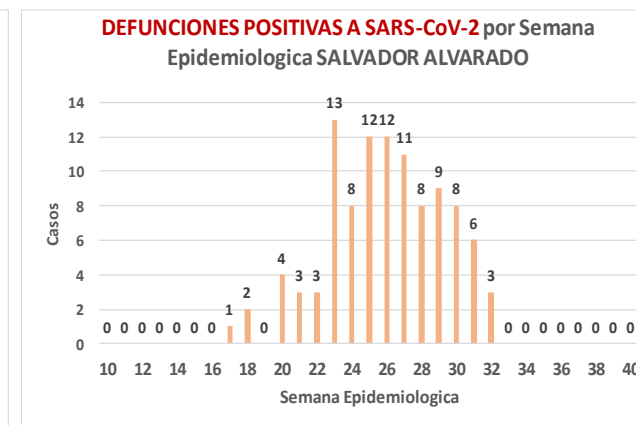
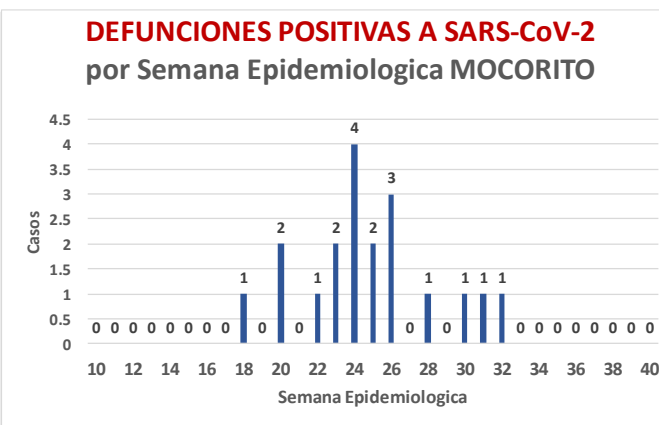
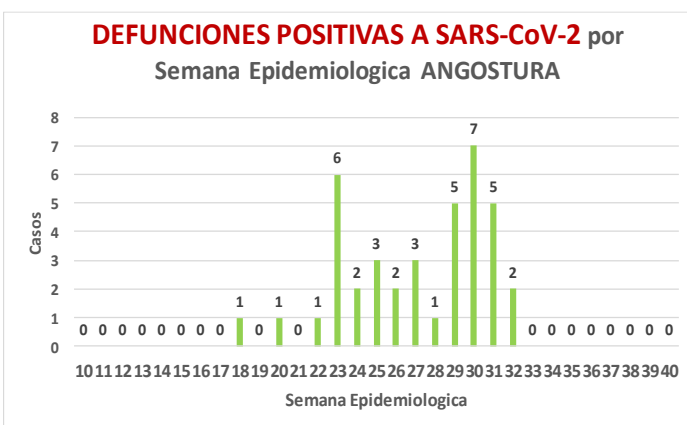
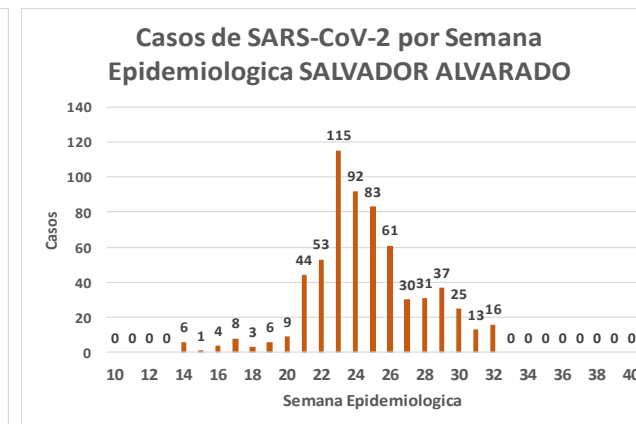
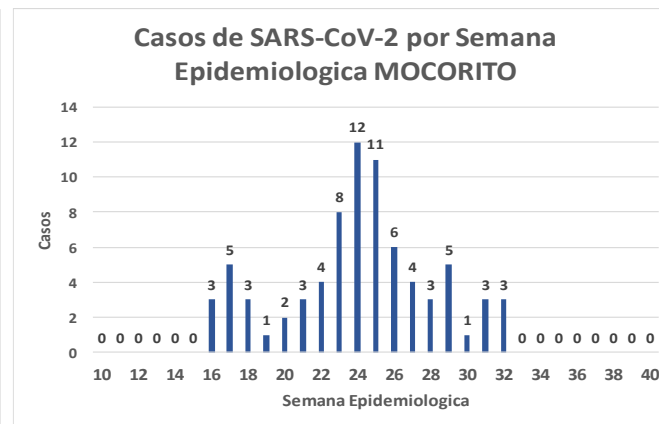
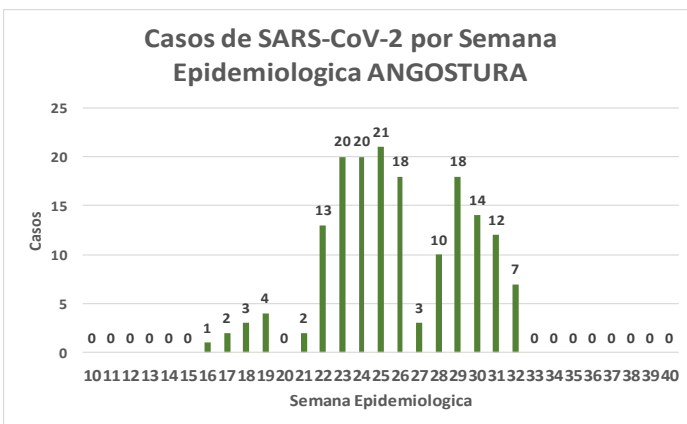
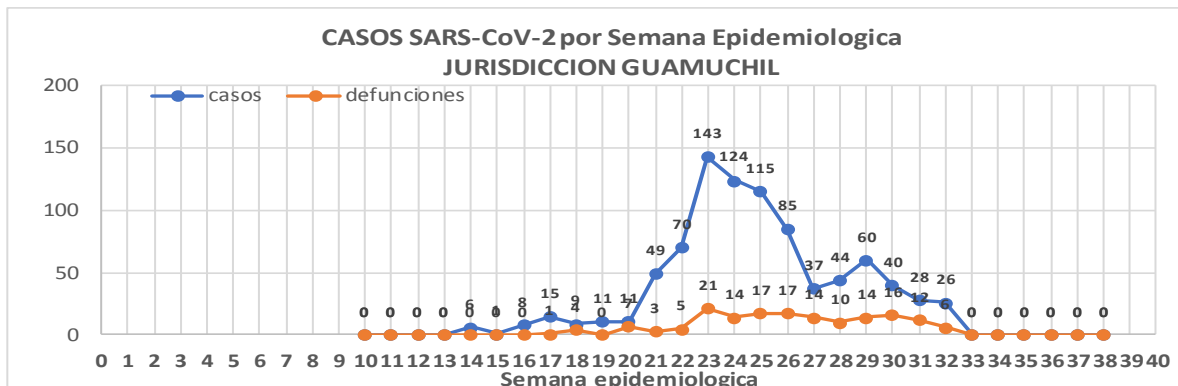
**Defunciones Jurisdicción GUAMUCHIL**



Datos actualizados al **jueves, 06 de agosto de 2020**

| JURISDICCION SANITARIA         | Casos Acum. SARS-CoV-2* | %             |
|--------------------------------|-------------------------|---------------|
| <b>Jurisd. No. 3 Guamuchil</b> | <b>882</b>              | <b>100.0%</b> |
| ANGOSTURA                      | 168                     | 19.0%         |
| MOCORITO                       | 77                      | 8.7%          |
| SALVADOR ALVARADO              | 637                     | 72.2%         |

\* Municipio de residencia



# COVID-19 Sinaloa: Muestreo de Casos **JURISDICCIÓN GUAMUCHIL**



## Jurisd. No. 3 Guamuchil

| INSTITUCION        | NO ADECUADO | RECHAZADA | NO RECIBIDA | SOSPECHOSOS  | TOTAL CON MUESTRA | % SOSPECHOSOS |
|--------------------|-------------|-----------|-------------|--------------|-------------------|---------------|
| IMSS               | 0           | 5         | 1           | 417          | 423               | 29.6%         |
| IMSS-OPORTUNIDADES | 0           | 0         | 0           | 0            | 0                 | 0.0%          |
| ISSSTE             | 0           | 1         | 0           | 55           | 56                | 3.9%          |
| PRIVADA            | 0           | 0         | 1           | 16           | 17                | 1.2%          |
| SEDENA             | 0           | 0         | 0           | 2            | 2                 | 0.1%          |
| SEMAR              | 0           | 0         | 0           | 0            | 0                 | 0.0%          |
| SSA                | 1           | 6         | 0           | 916          | 923               | 64.5%         |
| PEMEX              | 0           | 0         | 0           | 0            | 0                 | 0.0%          |
| ESTATAL            | 0           | 0         | 0           | 10           | 10                | 0.7%          |
| MUNICIPAL          | 0           | 0         | 0           | 0            | 0                 | 0.0%          |
| <b>TOTAL</b>       | <b>1</b>    | <b>12</b> | <b>2</b>    | <b>1,416</b> | <b>1,431</b>      | <b>100.0%</b> |
|                    | 0.1%        | 0.8%      | 0.1%        | 99.0%        | 100.0%            |               |

## RESULTADO DEFINITIVO EN PLATAFORMA SISVER; JUR GUAMUCHIL

|                     |     |
|---------------------|-----|
| SARS-CoV-2          | 885 |
| NEGATIVO            | 467 |
| NO RECIBIDA         | 2   |
| INF AH1N1 PMD       | 0   |
| RECHAZADA           | 12  |
| B                   | 1   |
| A H3                | 0   |
| METAPNEUMOVIRUS     | 0   |
| ENTEROV//RHINOVIRUS | 3   |
| CORONA OC43         | 0   |
| NO ADECUADO         | 1   |
| INF A               | 0   |
| CORONA 229E         | 0   |
| CORONA NL63         | 0   |
| CORONA HKU1         | 0   |
| VSR                 | 0   |
| ADENOVIRUS          | 0   |
| PARAINFLUENZA 3     | 0   |
| NO SUBTIPIFICADO    | 0   |

NUEVA NORMALIDAD

161

Defunciones  
Jurisdicción  
GUAMUCHIL

INFORMACION AL DIA : jueves, 06 de agosto de 2020

## SE TOMO MUESTRA PERO SIN RECEPCION EN LABORATORIO

| Municipios                | IMSS      | IMSS-OPORTUNIDADES | ISSSTE   | PRIVADA  | SEDENA   | SEMAR    | SSA       | PEMEX    | ESTATAL  | MUNICIPAL | TOTAL     |
|---------------------------|-----------|--------------------|----------|----------|----------|----------|-----------|----------|----------|-----------|-----------|
| ANGOSTURA                 | 8         | 0                  | 0        | 2        | 0        | 0        | 6         | 0        | 0        | 0         | 16        |
| MOCORITO                  | 0         | 0                  | 4        | 7        | 0        | 0        | 4         | 0        | 0        | 0         | 15        |
| SALVADOR ALVARADO         | 19        | 0                  | 0        | 0        | 0        | 0        | 10        | 0        | 0        | 0         | 29        |
| <b>TOTAL JURISDICCION</b> | <b>27</b> | <b>0</b>           | <b>4</b> | <b>9</b> | <b>0</b> | <b>0</b> | <b>20</b> | <b>0</b> | <b>0</b> | <b>0</b>  | <b>60</b> |



# COVID-19 Sinaloa: Informe ejecutivo: JURISDICCión GUAMUCHIL

## Unidades de Salud que han reportado en SISVER

| MUNICIPIO                              | CLUES       | SECTOR | UNIDAD                               | Defunciones Acumuladas a la |                |           | Total Defunciones Asociadas a SarsCov-2 | Casos confirmados Acumulados a la |                |            | Total de Casos Confirmados | Tasa letalidad X 100 (D/G)*100 | Lugar Letalidad | PRUEBAS REALIZADAS Acumuladas a la |                |            | INDICE DE POSITIVIDAD | Lugar de Índice de POSITIVIDAD |
|--|-------------|--------|--------------------------------------|-----------------------------|----------------|-----------|---|-----------------------------------|----------------|------------|----------------------------|--------------------------------|-----------------|------------------------------------|----------------|------------|-----------------------|--------------------------------|
|  |             |        |                                      | SEM EPI NUM-30              | SEM EPI NUM-31 | Aumento   |   | SEM EPI NUM-30                    | SEM EPI NUM-31 | Aumento    |                            |                                |                 | SEM EPI NUM-30                     | SEM EPI NUM-31 | Aumento    |                       |                                |
| SALVADOR ALVARADO                      | SLSSA001955 | SSA    | CENTRO DE SALUD GUAMUCHIL            | 0                           | 0              | 0         | 0                                       | 0                                 | 0              | 0          | 0                          | -                              | -               | 0                                  | 0              | 0          | -                     | -                              |
| SALVADOR ALVARADO                      | SLIST000230 | ISSSTE | GUAMUCHIL                            | 0                           | 0              | 0         | 0                                       | 0                                 | 0              | 0          | 0                          | -                              | -               | 0                                  | 0              | 0          | -                     | -                              |
| SALVADOR ALVARADO                      | SLIMS000411 | IMSS   | HGSMF 30 GUAMUCHIL                   | 6                           | 8              | 2         | 79                                      | 24                                | 12             | -12        | 255                        | 30.98                          | 1               | 35                                 | 14             | -21        | 85.71                 | 1                              |
| SALVADOR ALVARADO                      | SLSSA018113 | SSA    | HOSPITAL GENERAL DE GUAMUCHIL        | 6                           | 1              | -5        | 44                                      | 9                                 | 4              | -5         | 273                        | 16.12                          | 2               | 11                                 | 16             | 5          | 25.00                 | 2                              |
| SALVADOR ALVARADO                      | SLSSA002631 | SSA    | JURISDICCION SANITARIA III GUAMUCHIL | 0                           | 0              | 0         | 0                                       | 0                                 | 1              | 1          | 219                        | 0.00                           | 3               | 1                                  | 4              | 3          | 25.00                 | 2                              |
| <b>TOTAL MPIO. SALVADOR ALVARADO</b>   |             |        |                                      | <b>12</b>                   | <b>9</b>       | <b>-3</b> | <b>123</b>                              | <b>33</b>                         | <b>17</b>      | <b>-16</b> | <b>747</b>                 | <b>16.47</b>                   |                 | <b>47</b>                          | <b>34</b>      | <b>-13</b> | <b>50.00</b>          |                                |
| ANGOSTURA                              | SLSSA000193 | SSA    | HOSPITAL INTEGRAL ANGOSTURA          | 0                           | 0              | 0         | 0                                       | 0                                 | 1              | 1          | 19                         | 0.00                           | 1               | 0                                  | 1              | 1          | 100.00                | 1                              |
| ANGOSTURA                              | SLIMS000090 | IMSS   | UMF 51 LA ANGOSTURA                  | 0                           | 0              | 0         | 0                                       | 0                                 | 0              | 0          | 0                          | -                              | -               | 0                                  | 0              | 0          | -                     | -                              |
| <b>TOTAL MPIO. ANGOSTURA</b>           |             |        |                                      | <b>0</b>                    | <b>0</b>       | <b>0</b>  | <b>0</b>                                | <b>0</b>                          | <b>1</b>       | <b>1</b>   | <b>19</b>                  | <b>0.00</b>                    |                 | <b>0</b>                           | <b>1</b>       | <b>1</b>   | <b>100.00</b>         |                                |
| MOCORITO                               | SLSSA001716 | SSA    | HOSPITAL INTEGRAL MOCORITO           | 0                           | 0              | 0         | 1                                       | 0                                 | 0              | 0          | 16                         | 6.25                           | 1               | 0                                  | 0              | 0          | -                     | -                              |
| <b>TOTAL MPIO. MOCORITO</b>            |             |        |                                      | <b>0</b>                    | <b>0</b>       | <b>0</b>  | <b>1</b>                                | <b>0</b>                          | <b>0</b>       | <b>0</b>   | <b>16</b>                  | <b>6.25</b>                    |                 | <b>0</b>                           | <b>0</b>       | <b>0</b>   | <b>-</b>              |                                |
| <b>TOTAL JURISDICCION 3, GUAMUCHIL</b> |             |        |                                      | <b>12</b>                   | <b>9</b>       | <b>-3</b> | <b>124</b>                              | <b>33</b>                         | <b>18</b>      | <b>-15</b> | <b>782</b>                 | <b>15.86</b>                   |                 | <b>47</b>                          | <b>35</b>      | <b>-12</b> | <b>51.43</b>          |                                |

**NUEVA NORMALIDAD**

**INDICE DE POSITIVIDAD**  
**51.43**

**TASA DE LETALIDAD**  
**15.86**



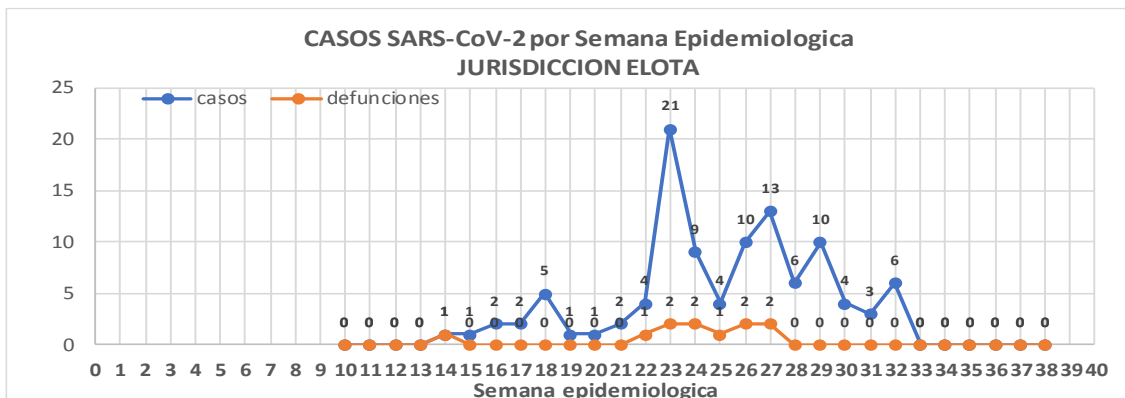
# COVID-19 Sinaloa: Casos y Defunciones JURISDICCIÓN ELOTA



Datos actualizados al **jueves, 06 de agosto de 2020**

| JURISDICCION SANITARIA | Casos Acum. SARS-CoV-2* | %             |
|------------------------|-------------------------|---------------|
| Jurisd. No. 5 Elota    | <b>105</b>              | <b>100.0%</b> |
| COSALA                 | 54                      | 51.4%         |
| ELOTA                  | 31                      | 29.5%         |
| SAN IGNACIO            | 20                      | 19.0%         |

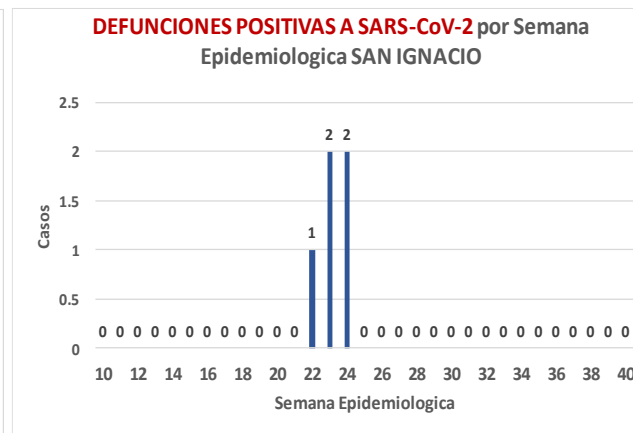
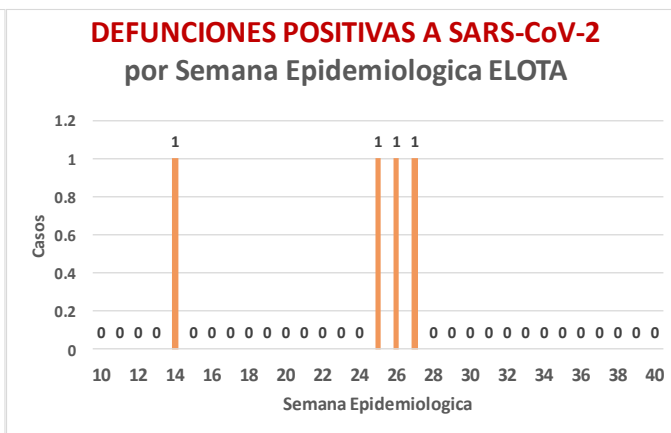
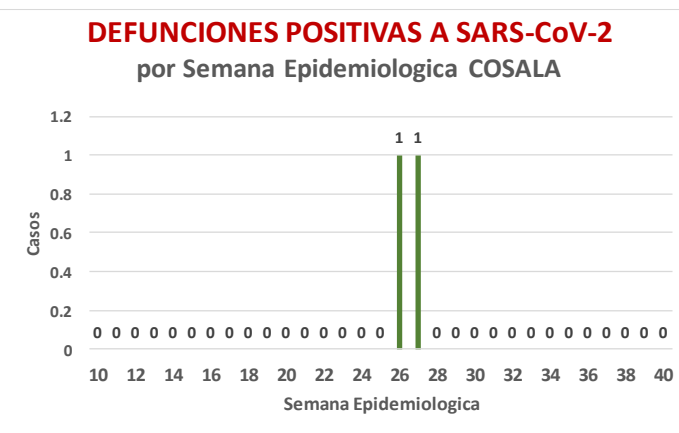
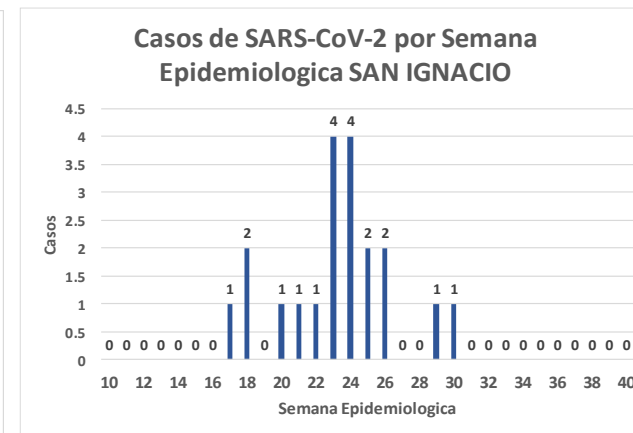
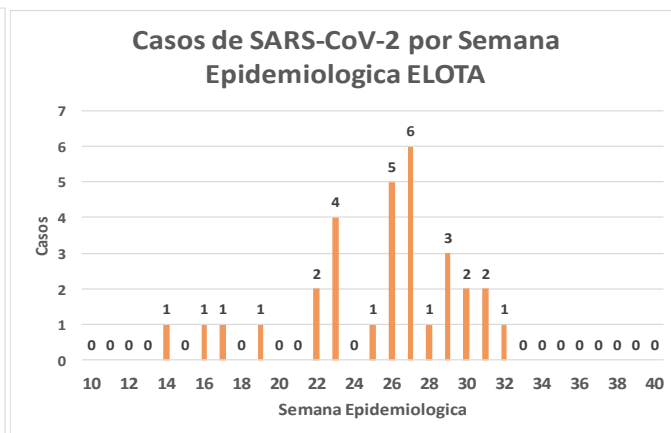
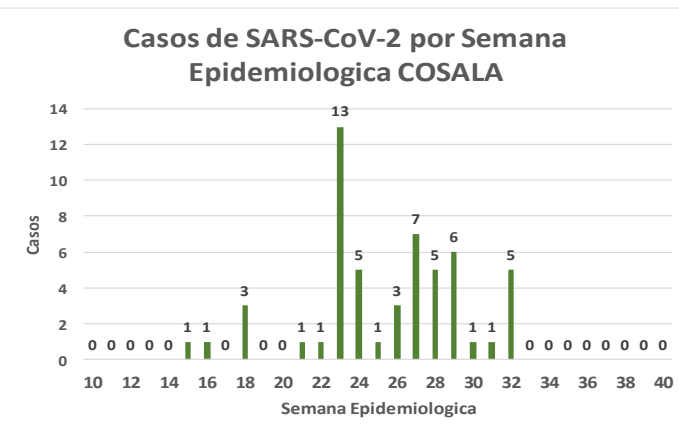
\* Municipio de residencia



**NUEVA NORMALIDAD**

**11**

**Defunciones Jurisdicción ELOTA**



# COVID-19 Sinaloa: Muestreo de Casos **JURISDICCIÓN ELOTA**



**NUEVA  
NORMALIDAD**

**11**

**Defunciones  
Jurisdicción  
ELOTA**



## Jurisd. No. 5 ELOTA

| INSTITUCION        | NO ADECUADO | RECHAZADA | NO RECIBIDA | SOSPECHOSOS | TOTAL CON MUESTRA | % SOSPECHOSOS |
|--------------------|-------------|-----------|-------------|-------------|-------------------|---------------|
| IMSS               | 0           | 0         | 0           | 21          | 21                | 10.1%         |
| IMSS-OPORTUNIDADES | 0           | 0         | 0           | 1           | 1                 | 0.5%          |
| ISSSTE             | 0           | 0         | 0           | 23          | 23                | 11.1%         |
| PRIVADA            | 0           | 0         | 0           | 7           | 7                 | 3.4%          |
| SEDENA             | 0           | 0         | 0           | 3           | 3                 | 1.4%          |
| SEMAR              | 0           | 0         | 0           | 0           | 0                 | 0.0%          |
| SSA                | 1           | 0         | 0           | 148         | 149               | 72.0%         |
| PEMEX              | 0           | 0         | 0           | 0           | 0                 | 0.0%          |
| ESTATAL            | 0           | 0         | 0           | 3           | 3                 | 1.4%          |
| MUNICIPAL          | 0           | 0         | 0           | 0           | 0                 | 0.0%          |
| <b>TOTAL</b>       | <b>1</b>    | <b>0</b>  | <b>0</b>    | <b>206</b>  | <b>207</b>        | <b>100.0%</b> |
|                    | 0.5%        | 0.0%      | 0.0%        | 99.5%       | 100.0%            |               |

## RESULTADO DEFINITIVO EN PLATAFORMA SISVER; JUR ELOTA

|                     |            |
|---------------------|------------|
| <b>SARS-CoV-2</b>   | <b>108</b> |
| <b>NEGATIVO</b>     | <b>70</b>  |
| NO RECIBIDA         | 0          |
| INF AH1N1 PMD       | 1          |
| RECHAZADA           | 0          |
| B                   | 4          |
| A H3                | 0          |
| METAPNEUMOVIRUS     | 1          |
| ENTEROV//RHINOVIRUS | 3          |
| CORONA OC43         | 1          |
| NO ADECUADO         | 1          |
| INF A               | 0          |
| CORONA 229E         | 0          |
| CORONA NL63         | 0          |
| CORONA HKU1         | 0          |
| VSR                 | 0          |
| ADENOVIRUS          | 1          |
| PARAINFLUENZA 3     | 0          |
| NO SUBTIPIFICADO    | 0          |

INFORMACION AL DIA : jueves, 06 de agosto de 2020

## SE TOMO MUESTRA PERO SIN RECEPCION EN LABORATORIO

| Municipios                | IMSS     | IMSS-OPORTUNIDADES | ISSSTE   | PRIVADA  | SEDENA   | SEMAR    | SSA       | PEMEX    | ESTATAL  | MUNICIPAL | TOTAL     |
|---------------------------|----------|--------------------|----------|----------|----------|----------|-----------|----------|----------|-----------|-----------|
| COSALA                    | 0        | 0                  | 0        | 0        | 0        | 0        | 7         | 0        | 0        | 0         | 7         |
| ELOTA                     | 1        | 0                  | 0        | 1        | 0        | 0        | 3         | 0        | 1        | 0         | 6         |
| SAN IGNACIO               | 0        | 0                  | 1        | 2        | 0        | 0        | 1         | 0        | 0        | 0         | 4         |
| <b>TOTAL JURISDICCION</b> | <b>1</b> | <b>0</b>           | <b>1</b> | <b>3</b> | <b>0</b> | <b>0</b> | <b>11</b> | <b>0</b> | <b>1</b> | <b>0</b>  | <b>17</b> |

# COVID-19 Sinaloa: Informe ejecutivo: JURISDICCión ELOTA

## Unidades de Salud que han reportado en SISVER

| MUNICIPIO                          | CLUES       | SECTOR | UNIDAD                        | Defunciones Acumuladas a la |                |          | Total Defunciones Asociadas a SarsCov-2 | Casos confirmados Acumulados a la |                |          | Total de Casos Confirmados | Tasa letalidad X 100 (D/G)*100 | Lugar Letalidad | PRUEBAS REALIZADAS Acumuladas a la |                |          | INDICE DE POSITIVIDAD | Lugar de Índice de POSITIVIDAD |
|------------------------------------|-------------|--------|-------------------------------|-----------------------------|----------------|----------|---|-----------------------------------|----------------|----------|----------------------------|--------------------------------|-----------------|------------------------------------|----------------|----------|-----------------------|--------------------------------|
|                                    |             |        |                               | SEM EPI NUM-30              | SEM EPI NUM-31 | Aumento  |   | SEM EPI NUM-30                    | SEM EPI NUM-31 | Aumento  |                            |                                |                 | SEM EPI NUM-30                     | SEM EPI NUM-31 | Aumento  |                       |                                |
| ELOTA                              | SLSSA017594 | SSA    | HOSPITAL GENERAL LA CRUZ      | 0                           | 0              | 0        | 0                                       | 0                                 | 0              | 0        | 5                          | 0.00                           | 1               | 0                                  | 1              | 1        | 0.00                  | 1                              |
| ELOTA                              | SLSSA001086 | SSA    | LA CRUZ                       | 0                           | 0              | 0        | 0                                       | 0                                 | 0              | 0        | 0                          | -                              | -               | 0                                  | 0              | 0        | -                     | -                              |
| ELOTA                              | SLIMS000225 | IMSS   | UMF 21 LA CRUZ                | 0                           | 0              | 0        | 0                                       | 0                                 | 0              | 0        | 2                          | 0.00                           | 1               | 0                                  | 0              | 0        | -                     | -                              |
| <b>TOTAL MPIO. ELOTA</b>           |             |        |                               | <b>0</b>                    | <b>0</b>       | <b>0</b> | <b>0</b>                                | <b>0</b>                          | <b>0</b>       | <b>0</b> | <b>7</b>                   | <b>0.00</b>                    |                 | <b>0</b>                           | <b>1</b>       | <b>1</b> | <b>0.00</b>           |                                |
| COSALÁ                             | SLSSA000572 | SSA    | HOSPITAL INTEGRAL COSALA      | 0                           | 0              | 0        | 0                                       | 1                                 | 1              | 0        | 45                         | 0.00                           | 1               | 1                                  | 3              | 2        | 33.33                 | 1                              |
| <b>TOTAL MPIO. COSALA</b>          |             |        |                               | <b>0</b>                    | <b>0</b>       | <b>0</b> | <b>0</b>                                | <b>1</b>                          | <b>1</b>       | <b>0</b> | <b>45</b>                  | <b>0.00</b>                    |                 | <b>1</b>                           | <b>3</b>       | <b>2</b> | <b>33.33</b>          |                                |
| SAN IGNACIO                        | SLSSA017570 | SSA    | HOSPITAL INTEGRAL SAN IGNACIO | 0                           | 0              | 0        | 0                                       | 0                                 | 0              | 0        | 0                          | -                              | -               | 0                                  | 0              | 0        | -                     | -                              |
| <b>TOTAL MPIO. SAN IGNACIO</b>     |             |        |                               | <b>0</b>                    | <b>0</b>       | <b>0</b> | <b>0</b>                                | <b>0</b>                          | <b>0</b>       | <b>0</b> | <b>0</b>                   | <b>-</b>                       |                 | <b>0</b>                           | <b>0</b>       | <b>0</b> | <b>-</b>              |                                |
| <b>TOTAL JURISDICCION 5, ELOTA</b> |             |        |                               | <b>0</b>                    | <b>0</b>       | <b>0</b> | <b>0</b>                                | <b>1</b>                          | <b>1</b>       | <b>0</b> | <b>52</b>                  | <b>0.00</b>                    |                 | <b>1</b>                           | <b>4</b>       | <b>3</b> | <b>25.00</b>          |                                |

**NUEVA NORMALIDAD**

**INDICE DE POSITIVIDAD 25.**

**TASA DE LETALIDAD .**







DIRECCIÓN DE PREVENCIÓN Y PROMOCIÓN DE LA SALUD  
SUBDIRECCIÓN DE EPIDEMIOLOGÍA

**SALUD**

SECRETARÍA DE SALUD

