



# SERVICIOS DE SALUD DE SINALOA

## SUBDIRECCION DE EPIDEMIOLOGIA

# COVID-19 SINALOA

## Comunicado Técnico Diario

NUEVA  
NORMALIDAD

lunes, 03 de agosto de 2020

# SALUD

SECRETARÍA DE SALUD



Dr. José Pablo Güémez Alvarez  
Jefe de Depto. De Vigilancia Epidemiologica  
Servicios de Salud de Sinaloa

|              |             |
|--------------|-------------|
| Fecha Corte: | 03/ago/2020 |
| Hora Corte:  | 3:49 pm     |



**SERVICIOS DE SALUD DE SINALOA**  
**SUBDIRECCION DE EPIDEMIOLOGIA**

**PANORAMA EPIDEMIOLOGICO DE COVID-19**  
**SINALOA**

**Información diaria**

---

**NUEVA  
NORMALIDAD**

**lunes, 03 de agosto de 2020**

**SALUD**  
SECRETARÍA DE SALUD



# SERVICIOS DE SALUD DE SINALOA

## SINALOA , PLATAFORMA DE VIGILANCIA EPIDEMIOLOGICA COVID-19; ENTIDAD NOTIFICANTE

| ESTADOS              | Notificados en Plataforma | Acumulados al 03/ago/2020 |               | RESULTADO FINAL     |                        |                     | DEFUNCION    | Letalidad | Tasa de Incidencia |
|----------------------|---------------------------|---------------------------|---------------|---------------------|------------------------|---------------------|--------------|-----------|--------------------|
|                      | Num.-                     | Femeninos                 | Masculinos    | POSITIVO SARS-CoV-2 | No positivo SARS-CoV-2 | Resultado pendiente |              |           |                    |
| AGUASCALIENTES       | 12,689                    | 6,783                     | 5,906         | 4,199               | 8,166                  | 324                 | 263          | 6.3%      | 292.69             |
| BAJA CALIFORNIA      | 22,386                    | 11,248                    | 11,138        | 13,606              | 7,689                  | 1,091               | 2,643        | 19.4%     | 374.32             |
| BAJA CALIFORNIA SUR  | 11,317                    | 5,939                     | 5,378         | 4,548               | 6,149                  | 620                 | 181          | 4.0%      | 565.17             |
| CAMPECHE             | 8,512                     | 3,645                     | 4,867         | 4,756               | 3,580                  | 176                 | 523          | 11.0%     | 475.31             |
| COAHUILA DE ZARAGOZA | 36,617                    | 18,897                    | 17,720        | 13,464              | 19,904                 | 3,249               | 667          | 5.0%      | 418.30             |
| COLIMA               | 3,877                     | 1,952                     | 1,925         | 1,980               | 1,664                  | 233                 | 220          | 11.1%     | 252.18             |
| CHIAPAS              | 8,499                     | 3,869                     | 4,630         | 5,560               | 2,693                  | 246                 | 919          | 16.5%     | 97.03              |
| CHIHUAHUA            | 13,108                    | 6,566                     | 6,542         | 5,333               | 5,304                  | 2,471               | 897          | 16.8%     | 140.29             |
| CIUDAD DE MÉXICO     | 233,087                   | 117,581                   | 115,506       | 90,965              | 124,586                | 17,536              | 8,993        | 9.9%      | 1008.63            |
| DURANGO              | 13,818                    | 7,409                     | 6,409         | 4,205               | 8,684                  | 929                 | 282          | 6.7%      | 224.99             |
| GUANAJUATO           | 54,485                    | 28,437                    | 26,048        | 21,713              | 30,734                 | 2,038               | 1,003        | 4.6%      | 348.63             |
| GUERRERO             | 19,345                    | 9,496                     | 9,849         | 10,958              | 6,847                  | 1,540               | 1,389        | 12.7%     | 299.64             |
| HIDALGO              | 11,809                    | 5,744                     | 6,065         | 6,821               | 4,615                  | 373                 | 1,086        | 15.9%     | 221.00             |
| JALISCO              | 40,280                    | 20,457                    | 19,823        | 13,531              | 23,725                 | 3,024               | 1,584        | 11.7%     | 160.90             |
| MÉXICO               | 96,350                    | 49,014                    | 47,336        | 38,340              | 39,820                 | 18,190              | 6,511        | 17.0%     | 219.99             |
| MICHOACÁN DE OCAMPO  | 28,798                    | 14,433                    | 14,365        | 10,138              | 16,877                 | 1,783               | 768          | 7.6%      | 210.10             |
| <b>SUBTOTAL</b>      | <b>614977</b>             | <b>311470</b>             | <b>303507</b> | <b>250117</b>       | <b>311037</b>          | <b>53823</b>        | <b>27929</b> |           |                    |

Información del Sistema de Vigilancia Epidemiológica de Enfermedades Respiratoria Viral, que informan las 475 unidades monitoras de enfermedad

<https://coronavirus.gob.mx/>

DATOS ABIERTOS

02/08/2020

# SERVICIOS DE SALUD DE SINALOA

## SINALOA , PLATAFORMA DE VIGILANCIA EPIDEMIOLOGICA COVID-19; ENTIDAD NOTIFICANTE

| ESTADOS           | Notificados en Plataforma | Acumulados al 03/ago/2020 |                | RESULTADO FINAL     |                        |                     | DEFUNCIÓN     | Letalidad    | Tasa de Incidencia |
|-------------------|---------------------------|---------------------------|----------------|---------------------|------------------------|---------------------|---------------|--------------|--------------------|
|                   | Num.-                     | Femeninos                 | Masculinos     | POSITIVO SARS-CoV-2 | No positivo SARS-CoV-2 | Resultado pendiente |               |              |                    |
| MORELOS           | 8,000                     | 3,961                     | 4,039          | 3,936               | 3,760                  | 304                 | 842           | 21.4%        | 192.56             |
| NAYARIT           | 6,613                     | 3,377                     | 3,236          | 3,492               | 2,895                  | 226                 | 396           | 11.3%        | 271.00             |
| NUEVO LEÓN        | 51,346                    | 25,697                    | 25,649         | 19,040              | 28,916                 | 3,390               | 1,138         | 6.0%         | 339.38             |
| OAXACA            | 15,846                    | 7,684                     | 8,162          | 10,566              | 4,408                  | 872                 | 944           | 8.9%         | 255.00             |
| PUEBLA            | 45,081                    | 22,050                    | 23,031         | 20,775              | 19,474                 | 4,832               | 2,493         | 12.0%        | 314.56             |
| QUERÉTARO         | 7,625                     | 3,753                     | 3,872          | 3,930               | 3,506                  | 189                 | 496           | 12.6%        | 172.40             |
| QUINTANA ROO      | 13,257                    | 6,211                     | 7,046          | 7,912               | 4,750                  | 595                 | 1,011         | 12.8%        | 459.13             |
| SAN LUIS POTOSÍ   | 26,643                    | 13,671                    | 12,972         | 10,192              | 12,381                 | 4,070               | 532           | 5.2%         | 355.60             |
| <b>SINALOA</b>    | <b>23,548</b>             | <b>11,823</b>             | <b>11,725</b>  | <b>12,816</b>       | <b>8,841</b>           | <b>1,891</b>        | <b>2,242</b>  | <b>17.5%</b> | <b>406.00</b>      |
| SONORA            | 30,263                    | 15,923                    | 14,340         | 18,035              | 9,727                  | 2,501               | 1,988         | 11.0%        | 586.55             |
| TABASCO           | 42,363                    | 21,068                    | 21,295         | 22,329              | 18,457                 | 1,577               | 2,036         | 9.1%         | 868.06             |
| TAMAULIPAS        | 43,351                    | 20,671                    | 22,680         | 17,224              | 21,358                 | 4,769               | 1,039         | 6.0%         | 471.81             |
| TLAXCALA          | 12,613                    | 6,519                     | 6,094          | 4,224               | 7,815                  | 574                 | 686           | 16.2%        | 306.08             |
| VERACRUZ          | 34,139                    | 15,922                    | 18,217         | 21,289              | 10,028                 | 2,822               | 2,821         | 13.3%        | 249.29             |
| YUCATÁN           | 20,815                    | 9,617                     | 11,198         | 10,341              | 9,961                  | 513                 | 902           | 8.7%         | 457.75             |
| ZACATECAS         | 7,259                     | 3,608                     | 3,651          | 2,826               | 4,264                  | 169                 | 251           | 8.9%         | 169.58             |
| <b>SUBTOTAL</b>   | <b>388762</b>             | <b>191555</b>             | <b>197207</b>  | <b>188927</b>       | <b>170541</b>          | <b>29294</b>        | <b>19817</b>  |              |                    |
| <b>Gran Total</b> | <b>1,003,739</b>          | <b>503,025</b>            | <b>500,714</b> | <b>439,044</b>      | <b>481,578</b>         | <b>83,117</b>       | <b>47,746</b> | <b>10.9%</b> | <b>343.56</b>      |

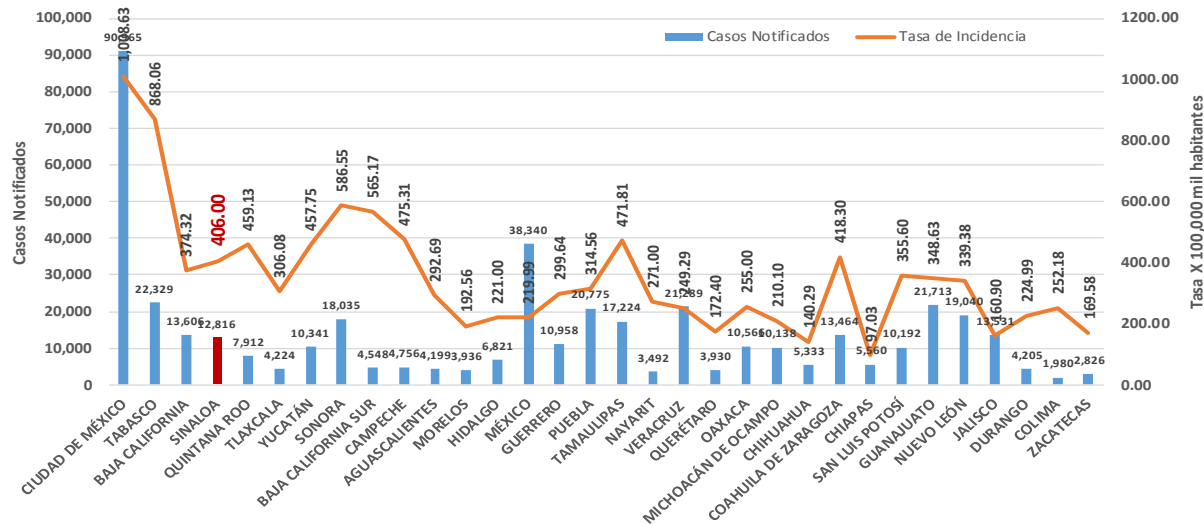
Información del Sistema de Vigilancia Epidemiológica de Enfermedades Respiratoria Viral, que informan las 475 unidades monitoras de enfermedad

<https://coronavirus.gob.mx/>

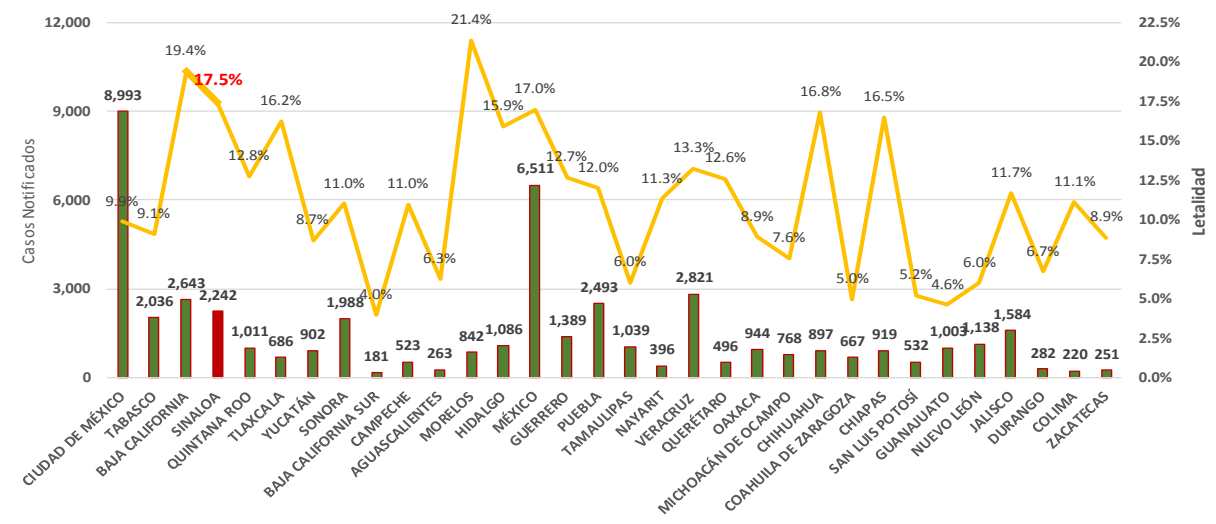
DATOS ABIERTOS

02/08/2020

### Incidencia de Casos COVID-19 por Estados



### Letalidad por COVID-19 por Estados





# SERVICIOS DE SALUD DE SINALOA

## SUBDIRECCION DE EPIDEMIOLOGIA

| Municipios         | Notificados en Plataforma | Acumulados al 03/ago/2020 |               | RESULTADO FINAL    |                     |              |                     |              |              | Tasa de Incidencia | Total Activos* | Tasa de Incidencia Activos |
|--------------------|---------------------------|---------------------------|---------------|--------------------|---------------------|--------------|---------------------|--------------|--------------|--------------------|----------------|----------------------------|
|                    | Num.-                     | Femeninos                 | Masculinos    | RESULTADO NEGATIVO | RESULTADO INFLUENZA | OTROS DX     | POSITIVO SARS-CoV-2 | SOSPECHOSOS  | DEFUNCION    |                    |                |                            |
| AHOME              | 3,694                     | 1,781                     | 1,913         | 1,217              | 46                  | 230          | 2,010               | 191          | 489          | 419.9              | 49             | 10.2                       |
| CHOIX              | 59                        | 24                        | 35            | 22                 | 3                   | 1            | 30                  | 3            | 6            | 82.5               | 2              | 5.5                        |
| EL FUERTE          | 402                       | 202                       | 200           | 146                | 3                   | 29           | 205                 | 19           | 49           | 188.0              | 7              | 6.4                        |
| GUASAVE            | 4,149                     | 2,225                     | 1,924         | 1,222              | 9                   | 643          | 2,029               | 246          | 317          | 626.4              | 48             | 14.8                       |
| SINALOA            | 360                       | 167                       | 193           | 128                | 0                   | 21           | 180                 | 31           | 19           | 184.2              | 3              | 3.1                        |
| ANGOSTURA          | 264                       | 124                       | 140           | 69                 | 0                   | 22           | 162                 | 11           | 38           | 323.1              | 7              | 14.0                       |
| MOCORITO           | 154                       | 69                        | 85            | 56                 | 0                   | 11           | 74                  | 13           | 17           | 148.4              | 3              | 6.0                        |
| SALVADOR ALVARADO  | 1,033                     | 536                       | 497           | 326                | 1                   | 48           | 630                 | 28           | 100          | 710.0              | 14             | 15.8                       |
| BADIRAGUATO        | 121                       | 62                        | 59            | 35                 | 0                   | 25           | 52                  | 9            | 9            | 165.1              | 0              | 0.0                        |
| CULIACÁN           | 12,026                    | 6,206                     | 5,820         | 3,937              | 26                  | 2,536        | 4,615               | 912          | 800          | 461.7              | 224            | 22.4                       |
| NAVOLATO           | 838                       | 445                       | 393           | 259                | 8                   | 115          | 400                 | 56           | 84           | 269.6              | 27             | 18.2                       |
| COSALÁ             | 125                       | 70                        | 55            | 22                 | 0                   | 45           | 53                  | 5            | 2            | 302.3              | 3              | 17.1                       |
| ELOTA              | 97                        | 46                        | 51            | 31                 | 2                   | 23           | 30                  | 11           | 4            | 67.2               | 2              | 4.5                        |
| SAN IGNACIO        | 33                        | 13                        | 20            | 8                  | 0                   | 2            | 20                  | 3            | 5            | 84.4               | 0              | 0.0                        |
| CONCORDIA          | 65                        | 29                        | 36            | 15                 | 0                   | 14           | 30                  | 6            | 5            | 94.2               | 0              | 0.0                        |
| ESCUINAPA          | 371                       | 205                       | 166           | 82                 | 5                   | 44           | 217                 | 23           | 19           | 349.2              | 1              | 1.6                        |
| MAZATLÁN           | 4,827                     | 2,414                     | 2,413         | 1,367              | 3                   | 1,073        | 2,111               | 273          | 288          | 415.4              | 90             | 17.7                       |
| ROSARIO            | 176                       | 88                        | 88            | 45                 | 1                   | 22           | 96                  | 12           | 7            | 175.5              | 1              | 1.8                        |
| <b>Total</b>       | <b>28,794</b>             | <b>14,706</b>             | <b>14,088</b> | <b>8,987</b>       | <b>107</b>          | <b>4,904</b> | <b>12,944</b>       | <b>1,852</b> | <b>2,258</b> | <b>410.1</b>       | <b>481</b>     | <b>15.2</b>                |
| <b>Otro Estado</b> | <b>161</b>                | <b>57</b>                 | <b>104</b>    | <b>63</b>          | <b>2</b>            | <b>15</b>    | <b>69</b>           | <b>12</b>    | <b>12</b>    |                    |                |                            |

Fuente: Plataforma Nacional de Vigilancia Epidemiologica COVID-19. Acumulados al 03/ago/2020 Tasa de Incidencia por 100,000 Habitantes. Por Lugar de Residencia.

CASOS ACTIVOS\*: Caso Confirmado Positivo con fecha de inicio de sintomas en los ultimos 14 dias.

# Línea del tiempo COVID-2019, México

58 días

**31 diciembre 2019**

Brote de 27 casos nuevos de neumonía de etiología desconocida en la provincia de Wuhan, China

2020

**09 enero**

Identificación de nuevo Coronavirus (2019-nCoV)

**11 y 12 enero**

Primera defunción y publicación del genoma del 2019-nCoV

**13 enero**

Primer caso importado en Tailandia

**15 enero**

Primer caso importado en las américas (EUA)

**30 enero**

Declaratoria de emergencia de salud pública de importancia internacional (ESPI)

**27 febrero**

Primer caso confirmado en México

**Fase 1**  
27 febrero

**11 marzo**

Declaratoria de pandemia

**18 marzo**

Primera defunción en México

**Fase 2**  
24 marzo

**23 marzo**

Inicio de transmisión local México y arranque de Jornada Nacional de Sana Distancia

**01 abril**

Declaratoria de fase de emergencia México

**Fase 3**  
21 abril



**216** Dias

[ 31/12/2019 - 03/08/2020 ]

40 Dias

63 Dias

**NUEVA NORMALIDAD**

01 Junio

## COVID-19 SINALOA: Resumen de Casos Confirmados

27 feb - al lunes, 03 de agosto de 2020

Confirmados acumulados

**13,013**

Casos Estudiados

**28,955**

Negativos acumulados

**9,050**

Casos Confirmados activos\*

**481**

Defunciones

**2,270**

Nuevos Sospechosos

**1,864**

\*CASO ACTIVO: Caso confirmado positivo con fecha de inicio de síntomas en los últimos 14 días.

**FASE 1**

27/02/2020

**Primer Caso Confirmado COVID-19**

**NUEVA NORMALIDAD**

01/06/2020

**3594 Casos Confirmados COVID-19**

Nivel de Riesgo



**FASE 2**

23/03/2020

**4 Casos Confirmados COVID-19**



**FASE 3**

21/04/2020

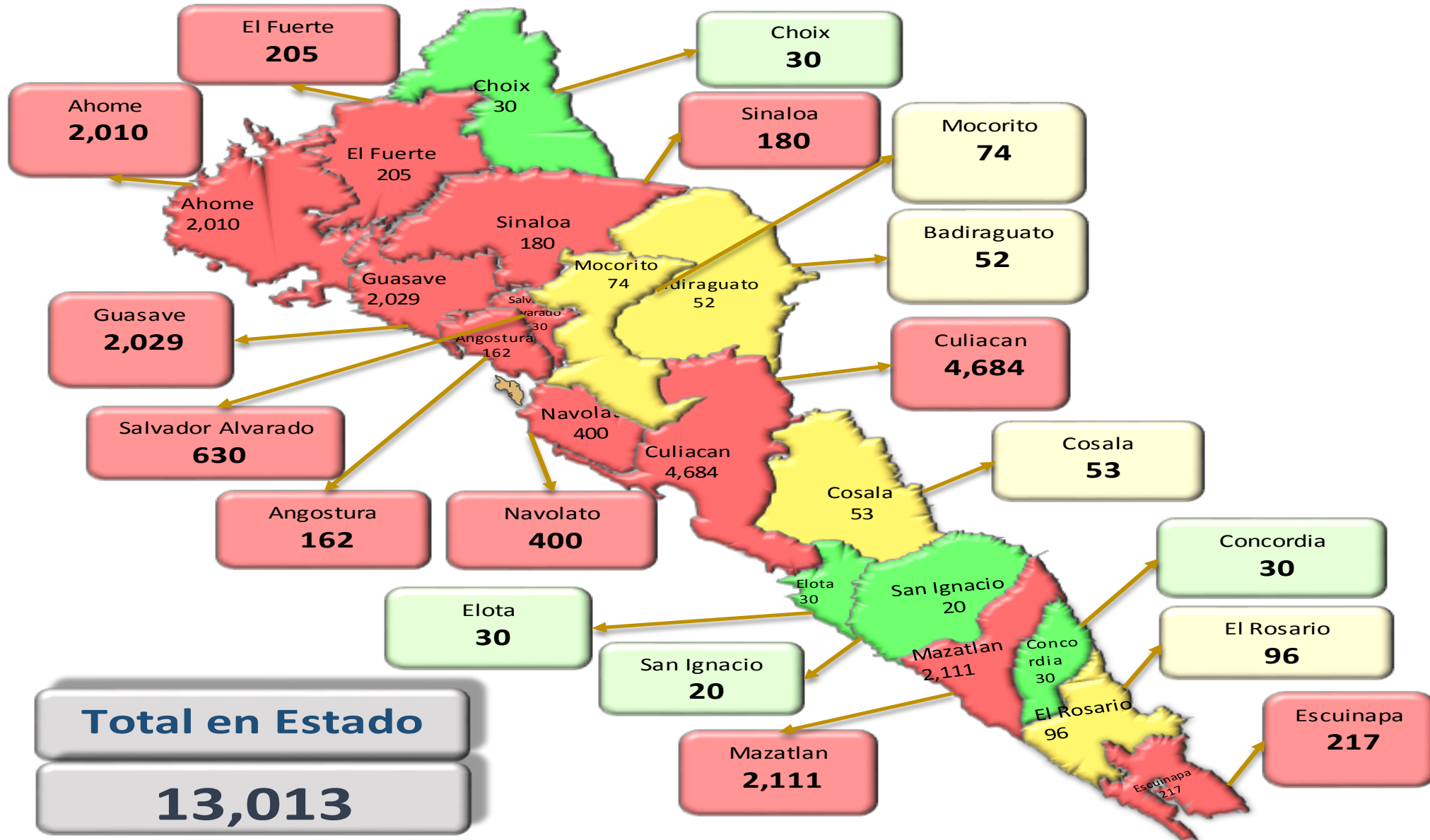
**557 Casos Confirmados COVID-19**



**158** Dias

[ 27/02/2020 - 03/08/2020 ]

# COVID-19 Sinaloa: Mapa de casos confirmados acumulados por municipio de residencia



**NUEVA NORMALIDAD**

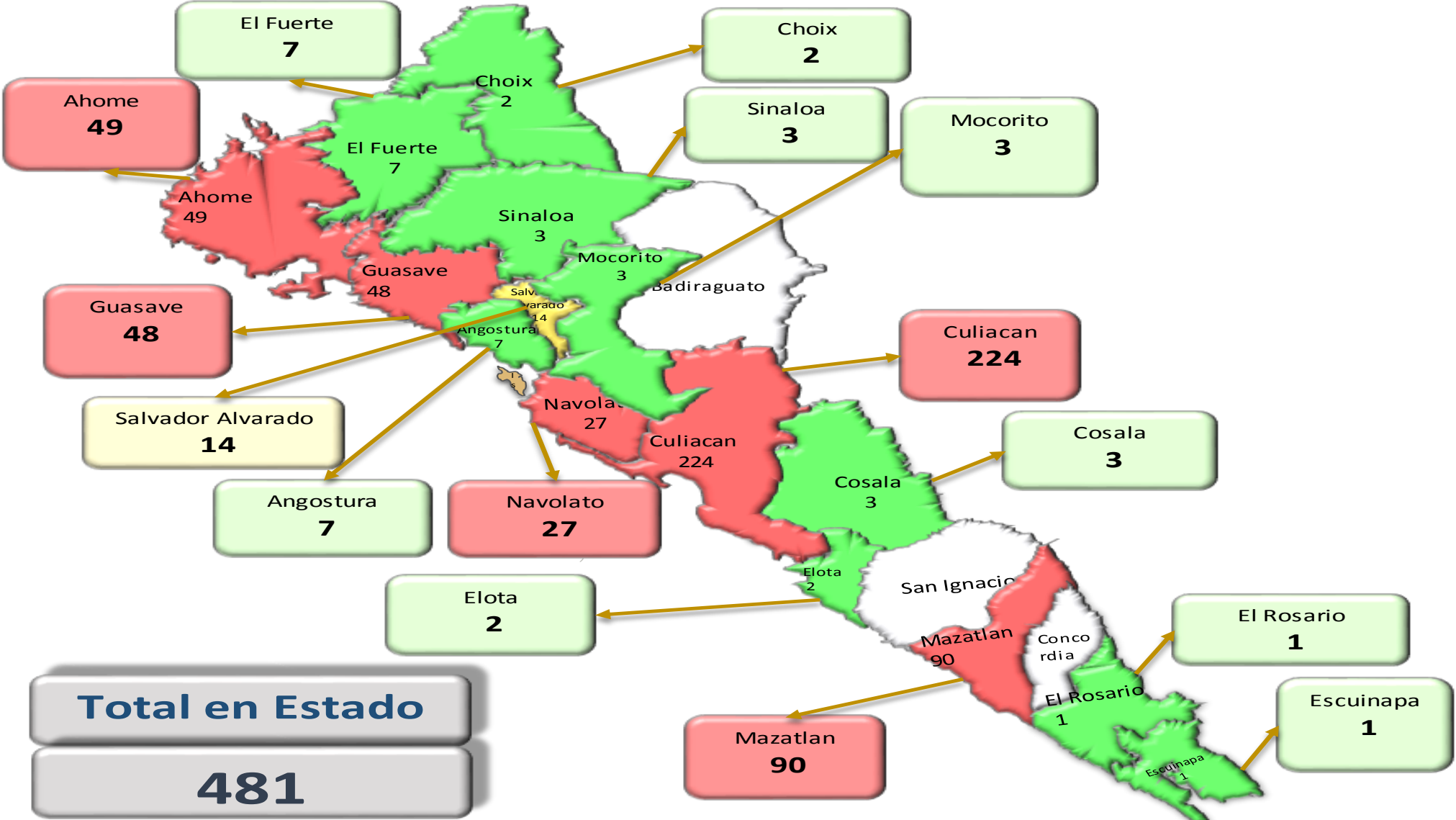
**13,013**

**Confirmados acumulados**



# COVID-19 Sinaloa: Mapa de casos confirmados activos por municipio de residencia

CASOS ACTIVOS\*: Caso Confirmado Positivo con fecha de inicio de síntomas en los últimos 14 días.



**NUEVA NORMALIDAD**

**481**

**Confirmados activos**



**Total en Estado**  
**481**

# COVID-19 Sinaloa: Tabla de Tasas de Letalidad, Mortalidad y Morbilidad

| Municipio            | Poblacion 2020   | Defunciones Acumuladas a la |                |           | Casos confirmados Acumulados a la |                |            | Tasa letalidad X 100 (D/G)*100 | Lugar Letalidad | Tasa de mortalidad (D/B por 100,000) | Lugar Mortalidad | Tasa de morbilidad (G/B por 100,000) | Lugar Morbilidad | Casos activos Ultimos 14 dias |
|----------------------|------------------|-----------------------------|----------------|-----------|-----------------------------------|----------------|------------|--------------------------------|-----------------|--------------------------------------|------------------|--------------------------------------|------------------|-------------------------------|
|                      |                  | SEM EPI NUM-30              | SEM EPI NUM-31 | Aumento   | SEM EPI NUM-30                    | SEM EPI NUM-31 | Aumento    |                                |                 |                                      |                  |                                      |                  |                               |
| AHOME                | 478,702          | 459                         | 488            | 29        | 1911                              | 1993           | 82         | 24.49                          | 2               | 101.94                               | 2                | 416.33                               | 4                | 49                            |
| CHOIX                | 36,345           | 6                           | 6              | 0         | 27                                | 29             | 2          | 20.69                          | 7               | 16.51                                | 14               | 79.79                                | 17               | 2                             |
| EL FUERTE            | 109,067          | 47                          | 48             | 1         | 192                               | 199            | 7          | 24.12                          | 3               | 44.01                                | 8                | 182.46                               | 11               | 7                             |
| GUASAVE              | 323,928          | 308                         | 317            | 9         | 1932                              | 2010           | 78         | 15.77                          | 12              | 97.86                                | 3                | 620.51                               | 2                | 48                            |
| SINALOA              | 97,695           | 19                          | 19             | 0         | 175                               | 180            | 5          | 10.56                          | 15              | 19.45                                | 13               | 184.25                               | 10               | 3                             |
| ANGOSTURA            | 50,140           | 32                          | 37             | 5         | 149                               | 161            | 12         | 22.98                          | 4               | 73.79                                | 5                | 321.10                               | 7                | 7                             |
| MOCORITO             | 49,852           | 17                          | 17             | 0         | 71                                | 74             | 3          | 22.97                          | 5               | 34.10                                | 9                | 148.44                               | 14               | 3                             |
| SALVADOR ALVARADO    | 88,736           | 94                          | 100            | 6         | 608                               | 620            | 12         | 16.13                          | 11              | 112.69                               | 1                | 698.70                               | 1                | 14                            |
| BADIRAGUATO          | 31,493           | 9                           | 9              | 0         | 51                                | 52             | 1          | 17.31                          | 9               | 28.58                                | 11               | 165.12                               | 13               | 0                             |
| CULIACAN             | 999,591          | 773                         | 800            | 27        | 4311                              | 4593           | 282        | 17.42                          | 8               | 80.03                                | 4                | 459.49                               | 3                | 226                           |
| NAVOLATO             | 148,357          | 81                          | 84             | 3         | 362                               | 394            | 32         | 21.32                          | 6               | 56.62                                | 6                | 265.58                               | 9                | 27                            |
| COSALA               | 17,530           | 2                           | 2              | 0         | 48                                | 49             | 1          | 4.08                           | 18              | 11.41                                | 17               | 279.52                               | 8                | 3                             |
| ELOTA                | 44,674           | 4                           | 4              | 0         | 28                                | 30             | 2          | 13.33                          | 14              | 8.95                                 | 18               | 67.15                                | 18               | 2                             |
| SAN IGNACIO          | 23,690           | 5                           | 5              | 0         | 20                                | 20             | 0          | 25.00                          | 1               | 21.11                                | 12               | 84.42                                | 16               | 0                             |
| CONCORDIA            | 31,830           | 4                           | 5              | 1         | 30                                | 30             | 0          | 16.67                          | 10              | 15.71                                | 15               | 94.25                                | 15               | 0                             |
| ESCUINAPA            | 62,140           | 19                          | 19             | 0         | 211                               | 211            | 0          | 9.00                           | 16              | 30.58                                | 10               | 339.56                               | 6                | 1                             |
| MAZATLAN             | 508,203          | 270                         | 283            | 13        | 1994                              | 2082           | 88         | 13.59                          | 13              | 55.69                                | 7                | 409.68                               | 5                | 80                            |
| ROSARIO              | 54,700           | 7                           | 7              | 0         | 95                                | 96             | 1          | 7.29                           | 17              | 12.80                                | 16               | 175.50                               | 12               | 1                             |
| <b>TOTAL SINALOA</b> | <b>3,156,674</b> | <b>2156</b>                 | <b>2250</b>    | <b>94</b> | <b>12215</b>                      | <b>12,823</b>  | <b>608</b> | <b>17.55</b>                   |                 | <b>71.28</b>                         |                  | <b>406.22</b>                        |                  | <b>473</b>                    |

**NUEVA NORMALIDAD**

**Tasa de Mortalidad**  
**71.3**  
por 100 mil habt.

**Tasa de Letalidad**  
**17.5**  
por 100 habt.





# COVID-19 Sinaloa: Tabla de Positividad e índice de pruebas por Municipio

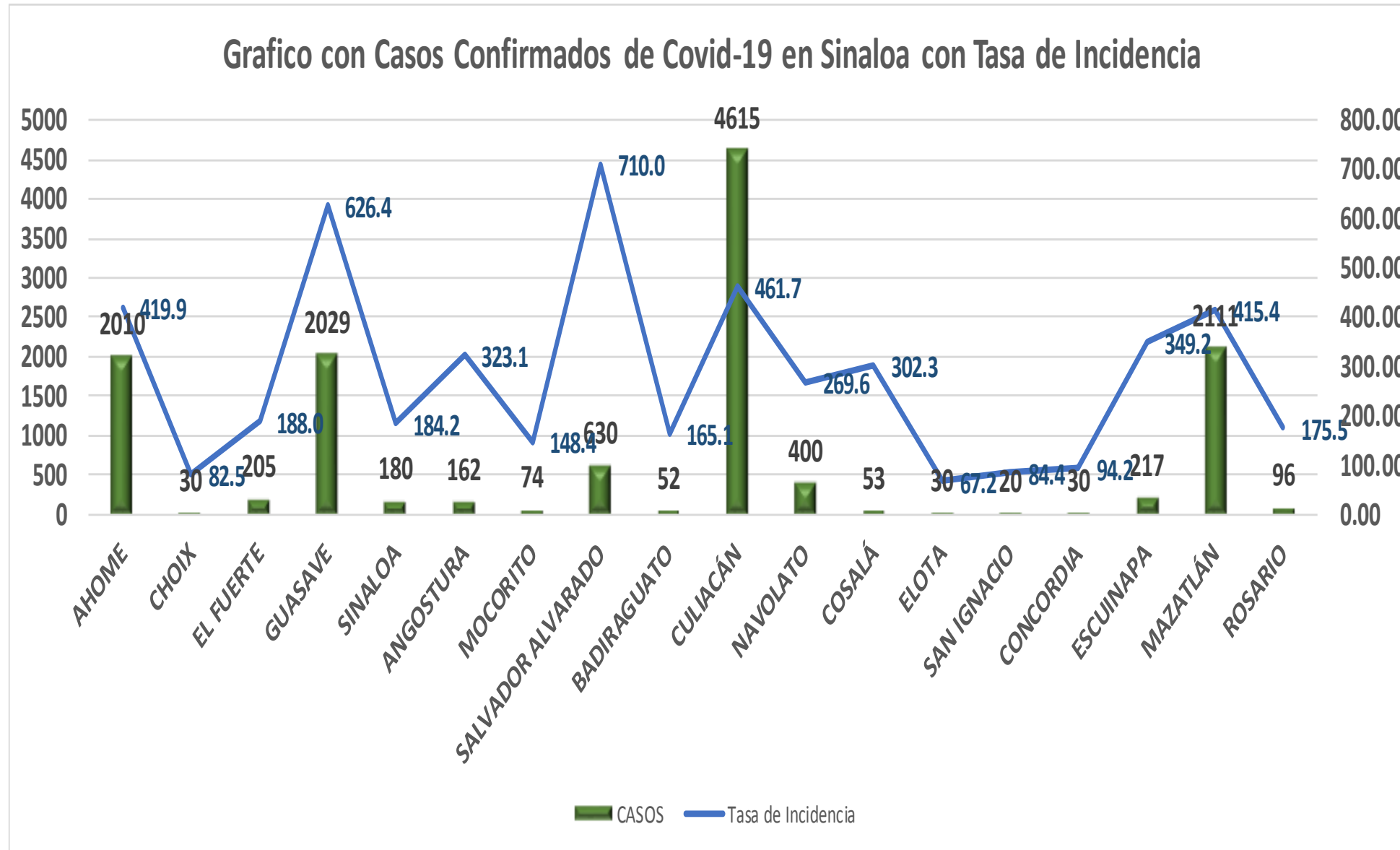
| Municipio            | Poblacion 2020   | SOSPECHOSOS   | NEGATIVOS    | CASOS CONFIRMADOS | PRUEBAS REALIZADAS Acumuladas a la |                |              | INDICE DE POSITIVIDAD | Lugar de Indice de POSITIVIDAD | INDICE DE PRUEBAS POR 100,000 | Lugar INDICE DE PRUEBAS |
|----------------------|------------------|---------------|--------------|-------------------|------------------------------------|----------------|--------------|-----------------------|--------------------------------|-------------------------------|-------------------------|
|                      |                  |               |              |                   | SEM EPI NUM-30                     | SEM EPI NUM-31 | Aumento      |                       |                                |                               |                         |
| AHOME                | 478,702          | 3791          | 1246         | 2017              | 3291                               | 3469           | 178          | 58.14                 | 9                              | 724.67                        | 4                       |
| CHOIX                | 36,345           | 59            | 22           | 30                | 53                                 | 57             | 4            | 52.63                 | 16                             | 156.83                        | 16                      |
| EL FUERTE            | 109,067          | 406           | 148          | 205               | 351                                | 367            | 16           | 55.86                 | 14                             | 336.49                        | 10                      |
| GUASAVE              | 323,928          | 4244          | 1238         | 2033              | 3263                               | 3393           | 130          | 59.92                 | 8                              | 1047.45                       | 2                       |
| SINALOA              | 97,695           | 367           | 128          | 181               | 303                                | 319            | 16           | 56.74                 | 12                             | 326.53                        | 11                      |
| ANGOSTURA            | 50,140           | 267           | 69           | 164               | 228                                | 242            | 14           | 67.77                 | 2                              | 482.65                        | 7                       |
| MOCORITO             | 49,852           | 155           | 56           | 74                | 130                                | 136            | 6            | 54.41                 | 15                             | 272.81                        | 13                      |
| SALVADOR ALVARADO    | 88,736           | 1034          | 326          | 630               | 943                                | 969            | 26           | 65.02                 | 5                              | 1092.01                       | 1                       |
| BADIRAGUATO          | 31,493           | 121           | 35           | 52                | 87                                 | 93             | 6            | 55.91                 | 13                             | 295.30                        | 12                      |
| CULIACAN             | 999,591          | 12222         | 3975         | 4640              | 8441                               | 9070           | 629          | 51.16                 | 17                             | 907.37                        | 3                       |
| NAVOLATO             | 148,357          | 846           | 264          | 400               | 633                                | 690            | 57           | 57.97                 | 11                             | 465.09                        | 8                       |
| COSALA               | 17,530           | 126           | 22           | 54                | 71                                 | 77             | 6            | 70.13                 | 1                              | 439.25                        | 9                       |
| ELOTA                | 44,674           | 102           | 33           | 30                | 69                                 | 77             | 8            | 38.96                 | 18                             | 172.36                        | 15                      |
| SAN IGNACIO          | 23,690           | 36            | 9            | 20                | 32                                 | 32             | 0            | 62.50                 | 6                              | 135.08                        | 18                      |
| CONCORDIA            | 31,830           | 65            | 15           | 30                | 43                                 | 48             | 5            | 62.50                 | 6                              | 150.80                        | 17                      |
| ESCUINAPA            | 62,140           | 390           | 89           | 217               | 311                                | 331            | 20           | 65.56                 | 3                              | 532.67                        | 6                       |
| MAZATLAN             | 508,203          | 4833          | 1368         | 2101              | 3405                               | 3615           | 210          | 58.12                 | 10                             | 711.33                        | 5                       |
| ROSARIO              | 54,700           | 178           | 45           | 97                | 143                                | 148            | 5            | 65.54                 | 4                              | 270.57                        | 14                      |
| <b>TOTAL SINALOA</b> | <b>3,156,674</b> | <b>29,242</b> | <b>9,088</b> | <b>12,975</b>     | <b>21,797</b>                      | <b>23,133</b>  | <b>1,336</b> | <b>39.29</b>          |                                | <b>287.90</b>                 |                         |

**NUEVA NORMALIDAD**

**Indice de Positividad**  
**39.3**  
**Estado de SINALOA**  
**SEM EPI NUM-31**



# COVID-19 Sinaloa: Grafico tasa de incidencia de casos Confirmados por municipio



**NUEVA NORMALIDAD**

**13,013**

**Confirmados activos**

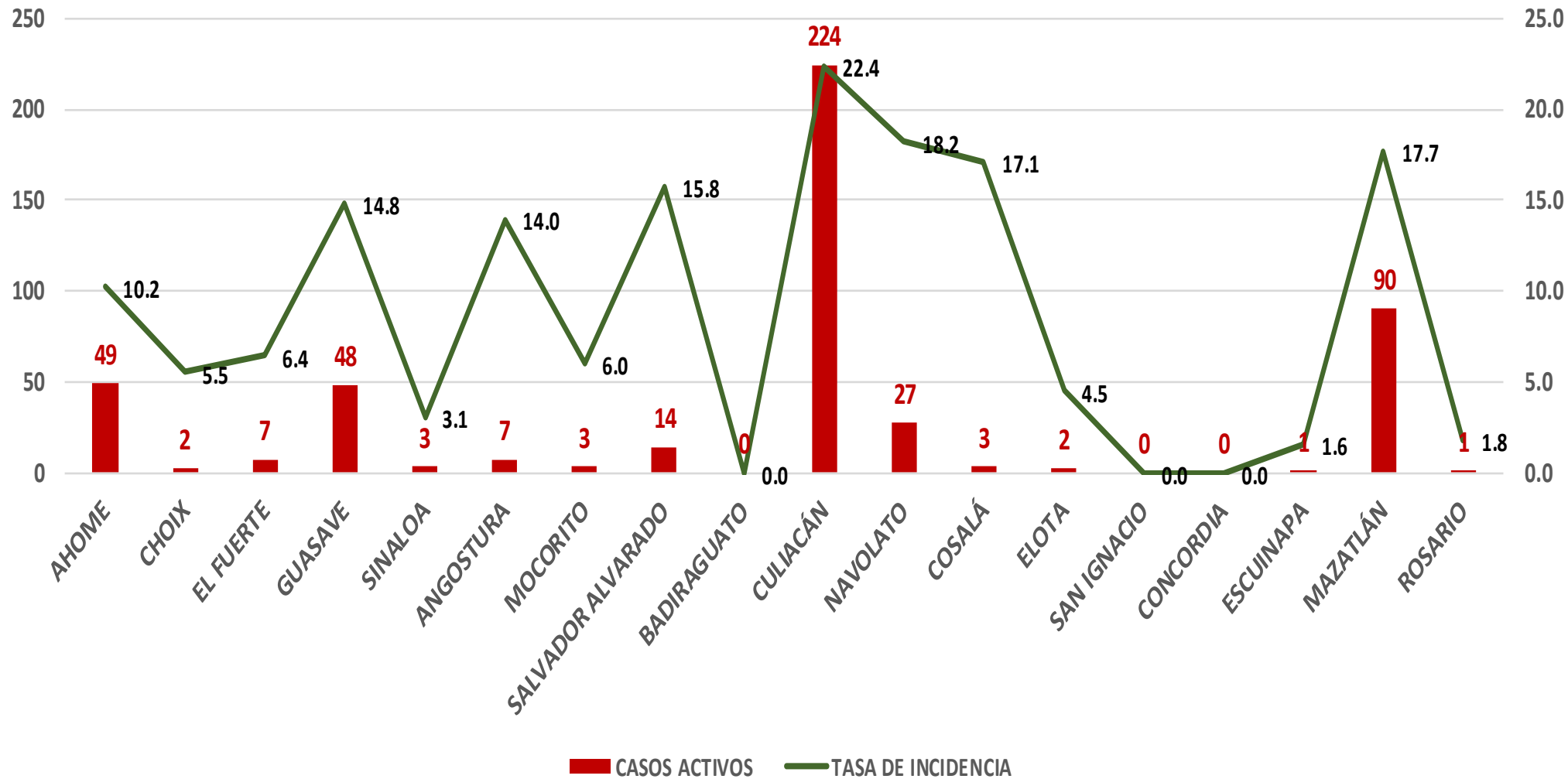
**410.1**

**Incidenia Estatal Casos Confirmados por 100 mil hab.**



# COVID-19 Sinaloa: Grafico tasa de incidencia de casos activos por municipio

## Casos Confirmados Activos\* de Covid-19 en Sinaloa con Tasa de Incidencia



**NUEVA NORMALIDAD**

**481**

**Confirmados activos**

**15.2**

**Incidencia Estatal Casos Activos por 100 mil hab.**

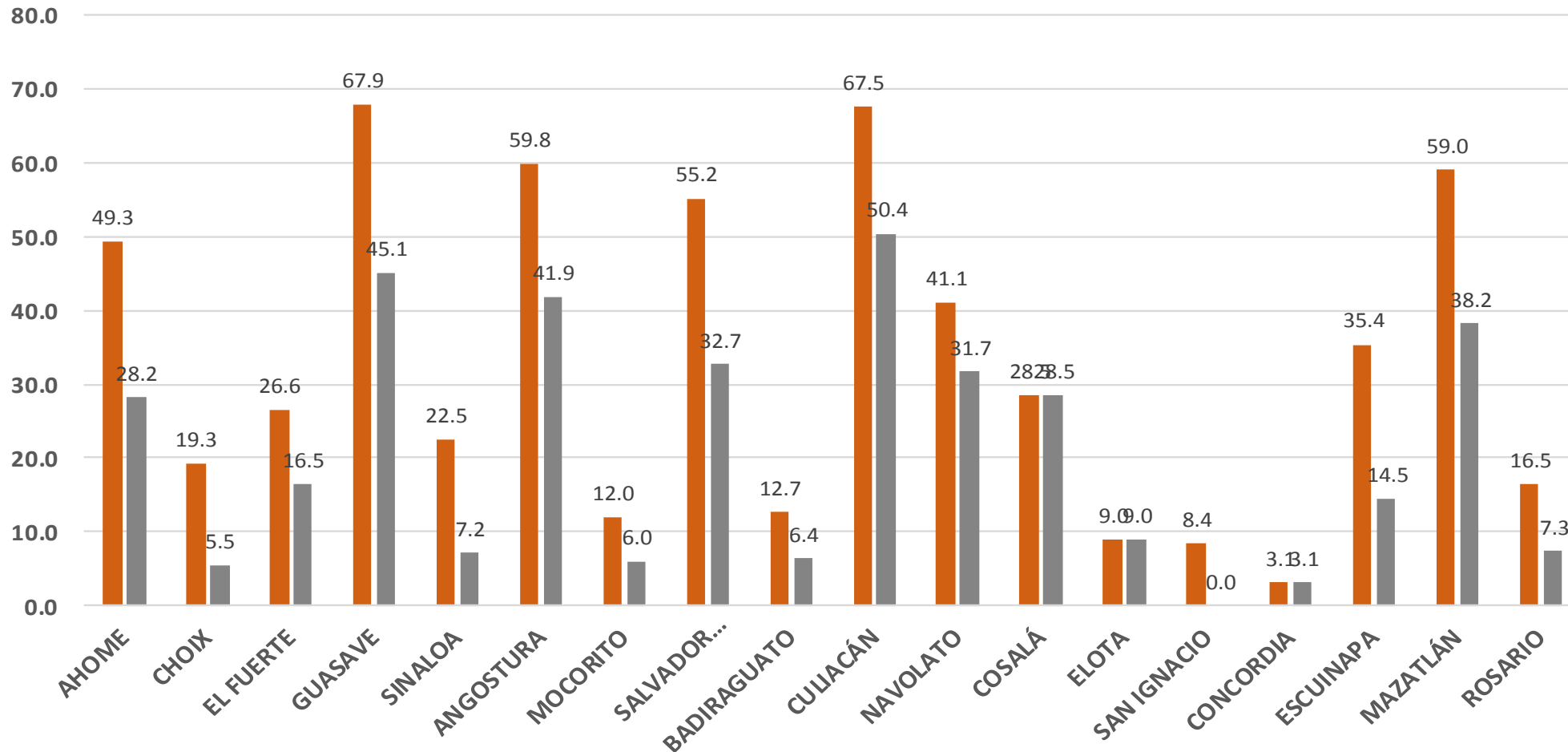


Fuente: Plataforma Nacional de Vigilancia Epidemiológica SISVER/SINAVE-COVID-19 Acumulados al 03/ago/2020 corte de información 3:49 pm , Dr. José P. Güémez A.

# COVID-19 Sinaloa: Grafico tasa de incidencia de casos activos por municipio

## INCIDENCIA DE CASOS ACTIVOS POR MUNICIPIO

■ 12-25 julio ■ 19 jul-1 ago



**NUEVA  
NORMALIDAD**

**481**

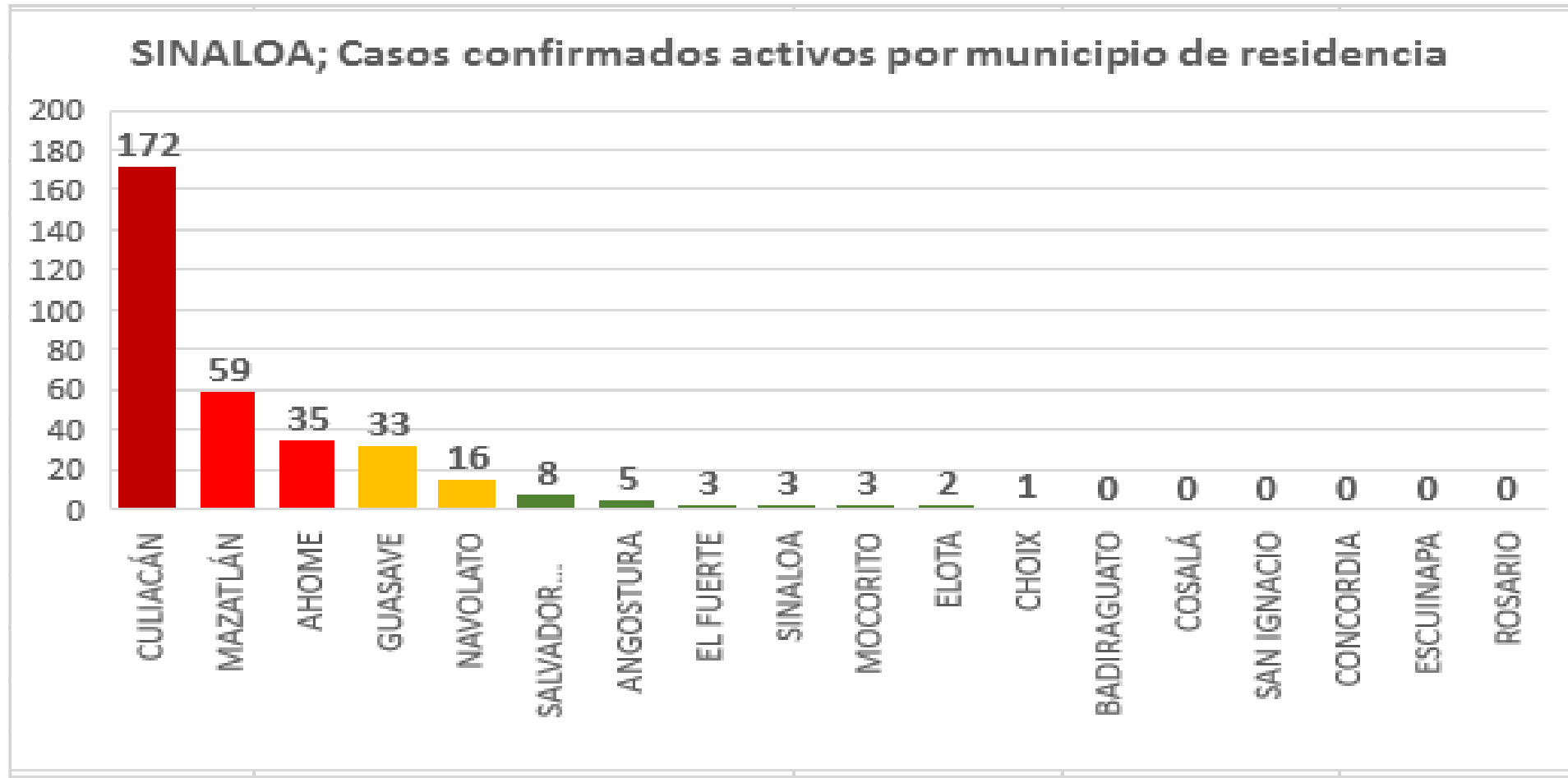
**Confirmados  
activos**

**15.2**

**Incidencia  
Estatad Casos  
Activos por  
100 mil hab.**



# COVID-19 Sinaloa: Casos Confirmados Activos por Municipio de Residencia



**NUEVA NORMALIDAD**

**481**

**Confirmados activos**

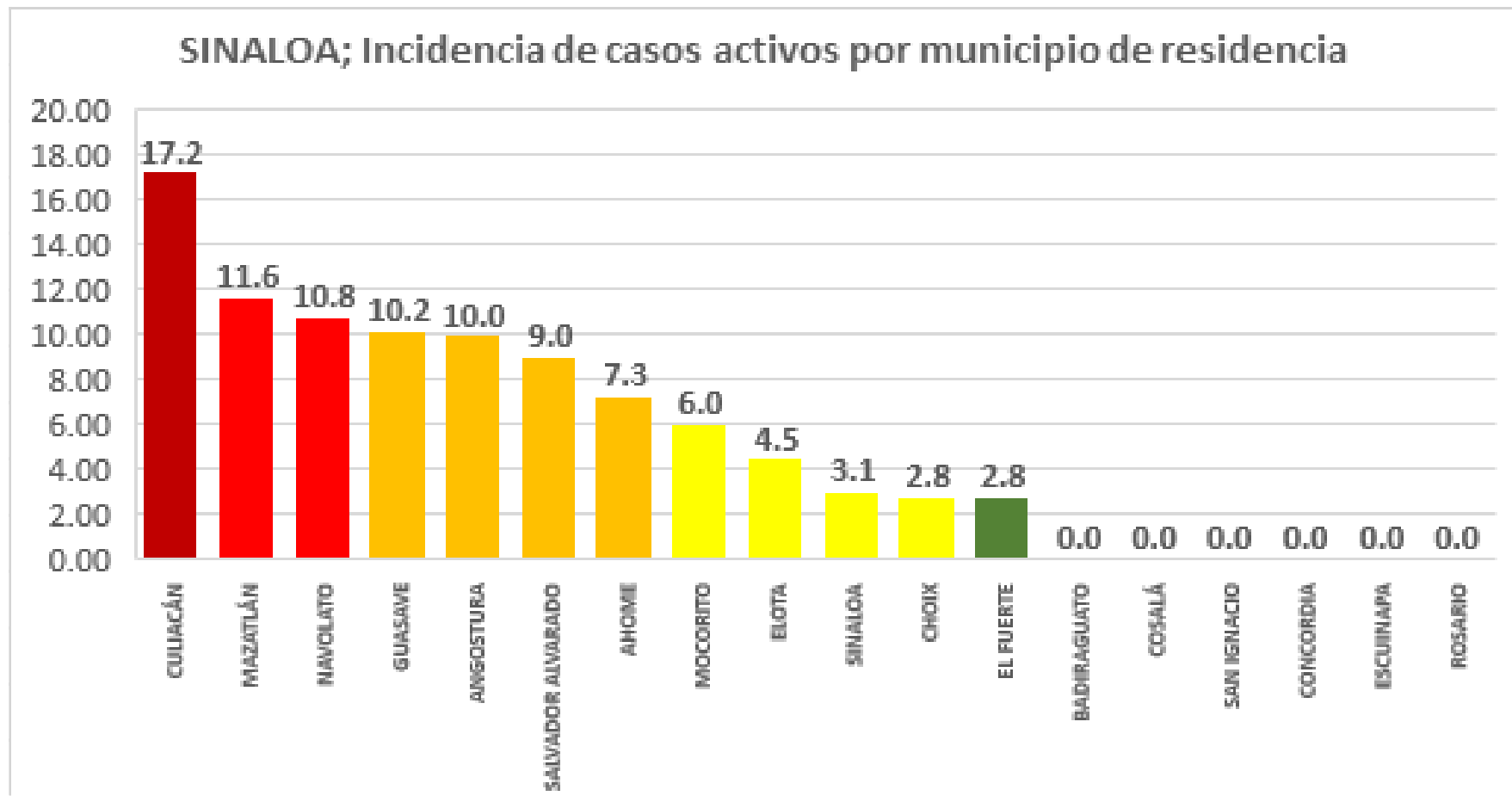
**15.2**

**Incidencia Estatal Casos Activos por 100 mil hab.**



Este grafico tiene fuente de :  
Información del Sistema de Vigilancia Epidemiológica de Enfermedades Respiratoria Viral, que informan las 475 unidades monitoras de enfermedad  
DATOS ABIERTOS  
02/08/2020

# COVID-19 Sinaloa: Incidencia de Casos Activos Confirmados por Municipio de Residencia



Incidencia: por 100 mil habitantes

Este grafico tiene fuente de :  
 Información del Sistema de Vigilancia Epidemiológica de Enfermedades Respiratoria Viral, que informan las 475 unidades monitoras de enfermedad  
 DATOS ABIERTOS  
 02/08/2020

**NUEVA NORMALIDAD**

**481**

**Confirmados activos**

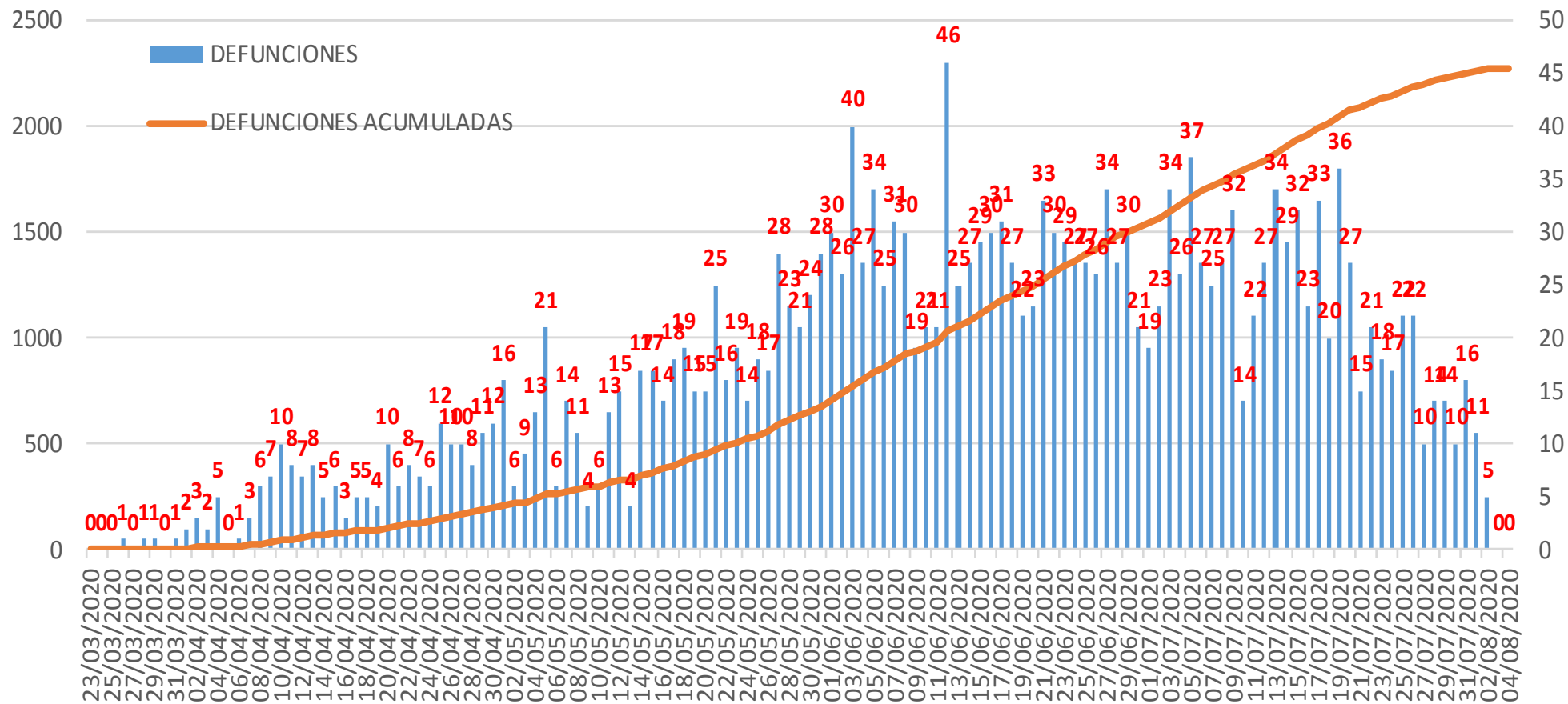
**15.2**

**Incidencia Estatal Casos Activos por 100 mil hab.**



# COVID-19 Sinaloa: Defunciones acumuladas por fecha de defunción asociadas a Sars-CoV-2

## Defunciones por día y acumuladas por fecha de defunción



NUEVA  
NORMALIDAD

**2,270**

**Defunciones  
Acumuladas**

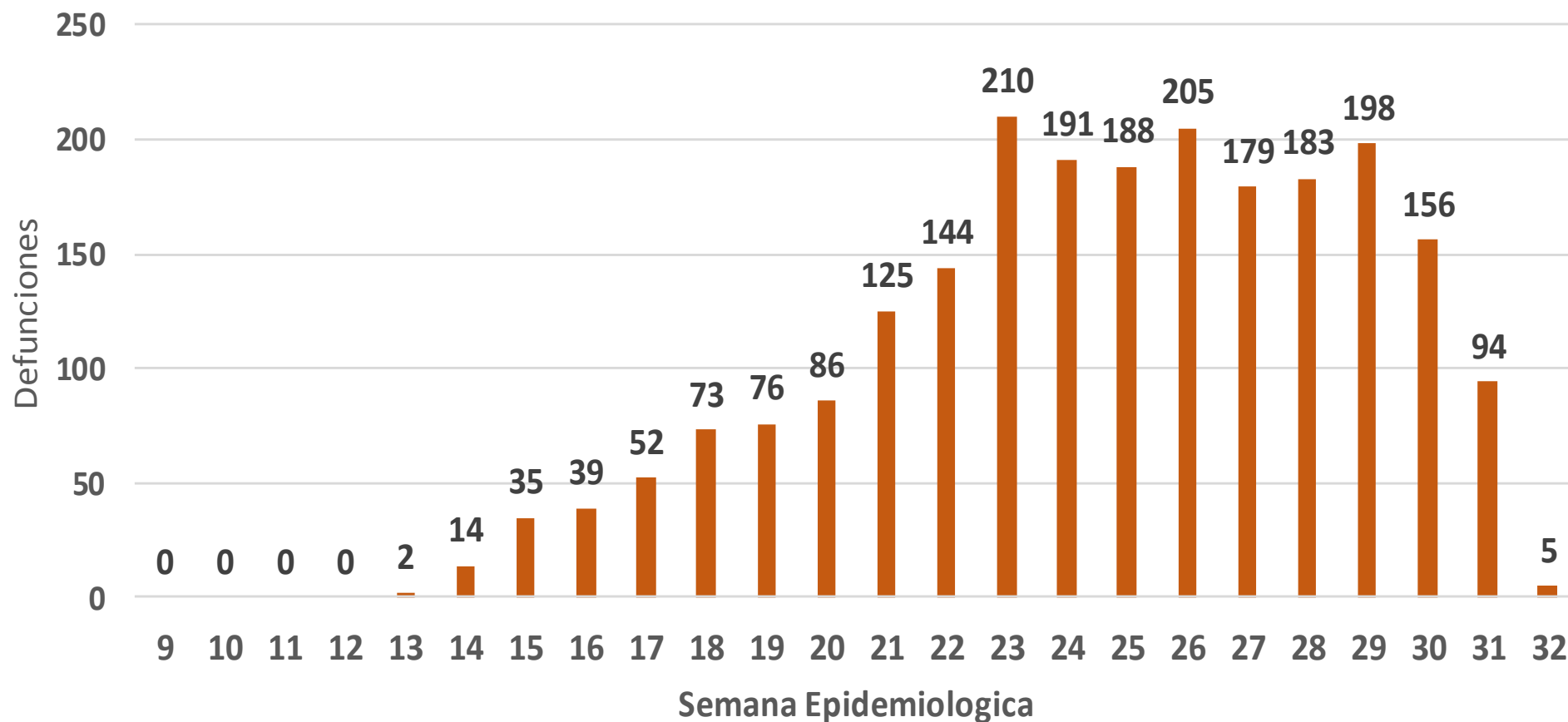
**222**

**Defunciones  
últimos 14  
días**



# COVID-19 Sinaloa: Defunciones Asociadas a SARS-CoV-2 Notificadas por Semana Epidemiológica

## Defunciones Asociadas a SARS-CoV-2 Notificadas por semana en SINALOA Mpio. Residentes



**NUEVA  
NORMALIDAD**

**2,270**

**Defunciones  
Acumuladas**

**222**

**Defunciones  
últimos 14  
días**





# COVID-19 Sinaloa: Embarazadas y Menores de 15 años

## MUJERES EN EDAD FERTIL Y EMBARAZADAS

### POSITIVAS A SARS-CoV-2

| MUJERES EN EDAD FERTIL POR GRUPO DE EDAD | Mujeres Sospechosas | %             | Mujeres (+) COVID-19 | %             | CON SARS-Cov2 |              |               | DEFUNCIÓN | Hospitalizadas COVID-19 | Indice de Hospitalización |  |
|------------------------------------------|---------------------|---------------|----------------------|---------------|---------------|--------------|---------------|-----------|-------------------------|---------------------------|--|
|                                          |                     |               |                      |               | EMBARAZADAS   | En PUERPERIO | %             |           |                         |                           |  |
| De 10 a 14 años                          | 111                 | 1.2%          | 27                   | 0.7%          | 0             | 0            | 0.0%          | 0         | 0                       | 0.0%                      |  |
| De 15 a 19 años                          | 256                 | 2.7%          | 71                   | 1.9%          | 13            | 1            | 11.4%         | 0         | 7                       | 53.8%                     |  |
| De 20 a 24 años                          | 740                 | 7.8%          | 258                  | 6.8%          | 22            | 4            | 21.1%         | 1         | 9                       | 40.9%                     |  |
| De 25 a 44 años                          | 6,799               | 71.5%         | 2,772                | 72.7%         | 73            | 10           | 67.5%         | 2         | 22                      | 30.1%                     |  |
| De 45 a 49 años                          | 1,600               | 16.8%         | 685                  | 18.0%         | 0             | 0            | 0.0%          | 0         | 0                       | 0.0%                      |  |
| <b>TOTAL</b>                             | <b>9,506</b>        | <b>100.0%</b> | <b>3,813</b>         | <b>100.0%</b> | <b>108</b>    | <b>15</b>    | <b>100.0%</b> | <b>3</b>  | <b>38</b>               | <b>35.2%</b>              |  |
|                                          |                     |               |                      |               | <b>123</b>    |              |               |           |                         |                           |  |

NUEVA NORMALIDAD

**2,270**

Defunciones Acumuladas

**222**

Defunciones últimos 14 días

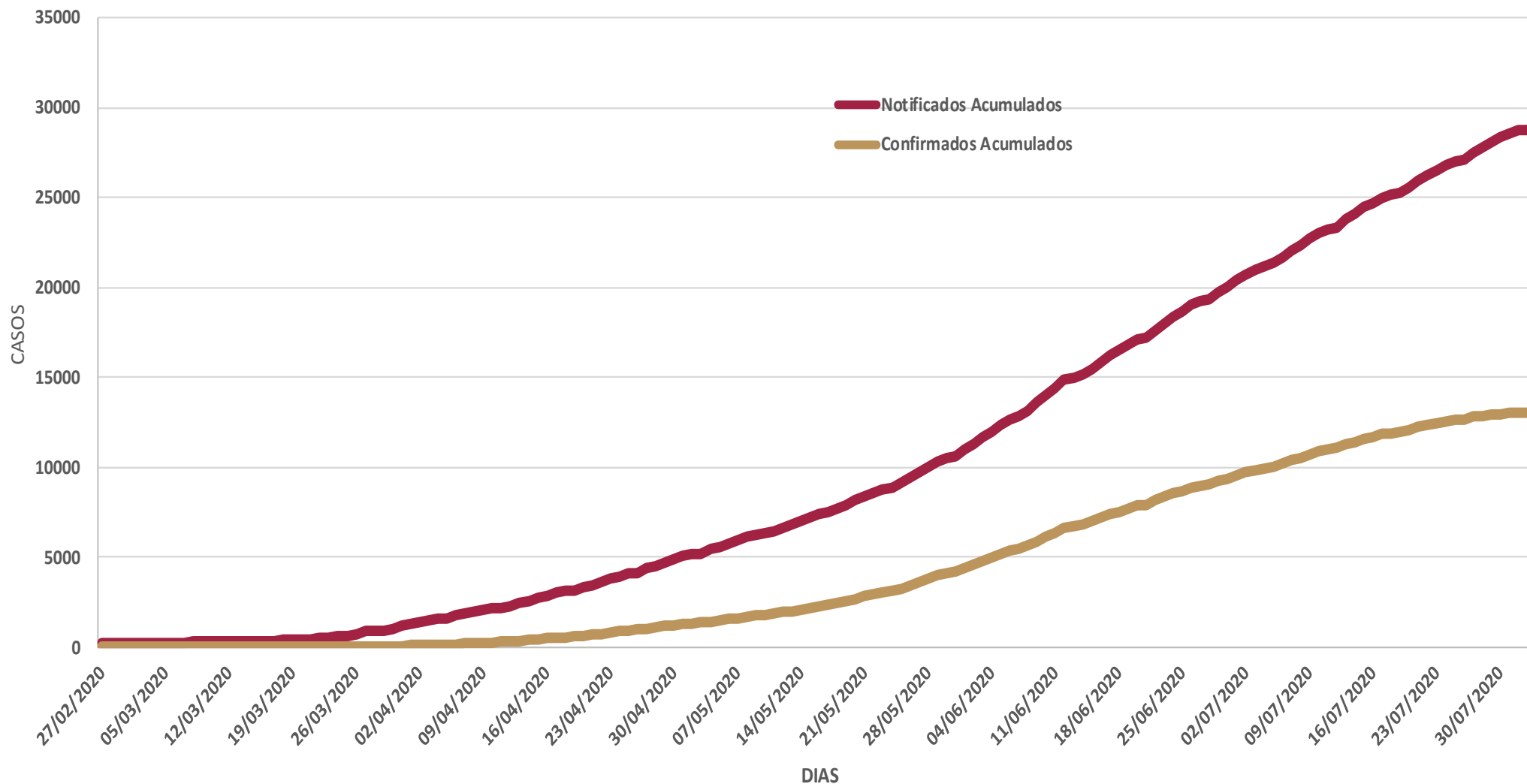


## MENORES DE 15 AÑOS POSITIVOS A SARS-CoV-2

| Grupo de Edad             | Sospechosos | %             | CASOS (+) COVID-19 | %             | Defuncion | Letalidad   | Hosp-COVID-19 | Indice de Hospitalización | Tasa de Incidencia |
|---------------------------|-------------|---------------|--------------------|---------------|-----------|-------------|---------------|---------------------------|--------------------|
| De 00 años                | 113         | 14.0%         | 18                 | 11.1%         | 1         | 5.6%        | 12            | 66.7%                     | 35.8               |
| De 01 a 04 años           | 241         | 29.8%         | 32                 | 19.8%         | 1         | 3.1%        | 12            | 37.5%                     | 15.7               |
| De 05 a 09 años           | 227         | 28.0%         | 55                 | 34.0%         | 3         | 5.5%        | 13            | 23.6%                     | 20.9               |
| De 10 a 14 años           | 229         | 28.3%         | 57                 | 35.2%         | 3         | 5.3%        | 10            | 17.5%                     | 21.0               |
| <b>TOTAL &lt; 15 AÑOS</b> | <b>810</b>  | <b>100.0%</b> | <b>162</b>         | <b>100.0%</b> | <b>8</b>  | <b>4.9%</b> | <b>47</b>     | <b>29.0%</b>              |                    |



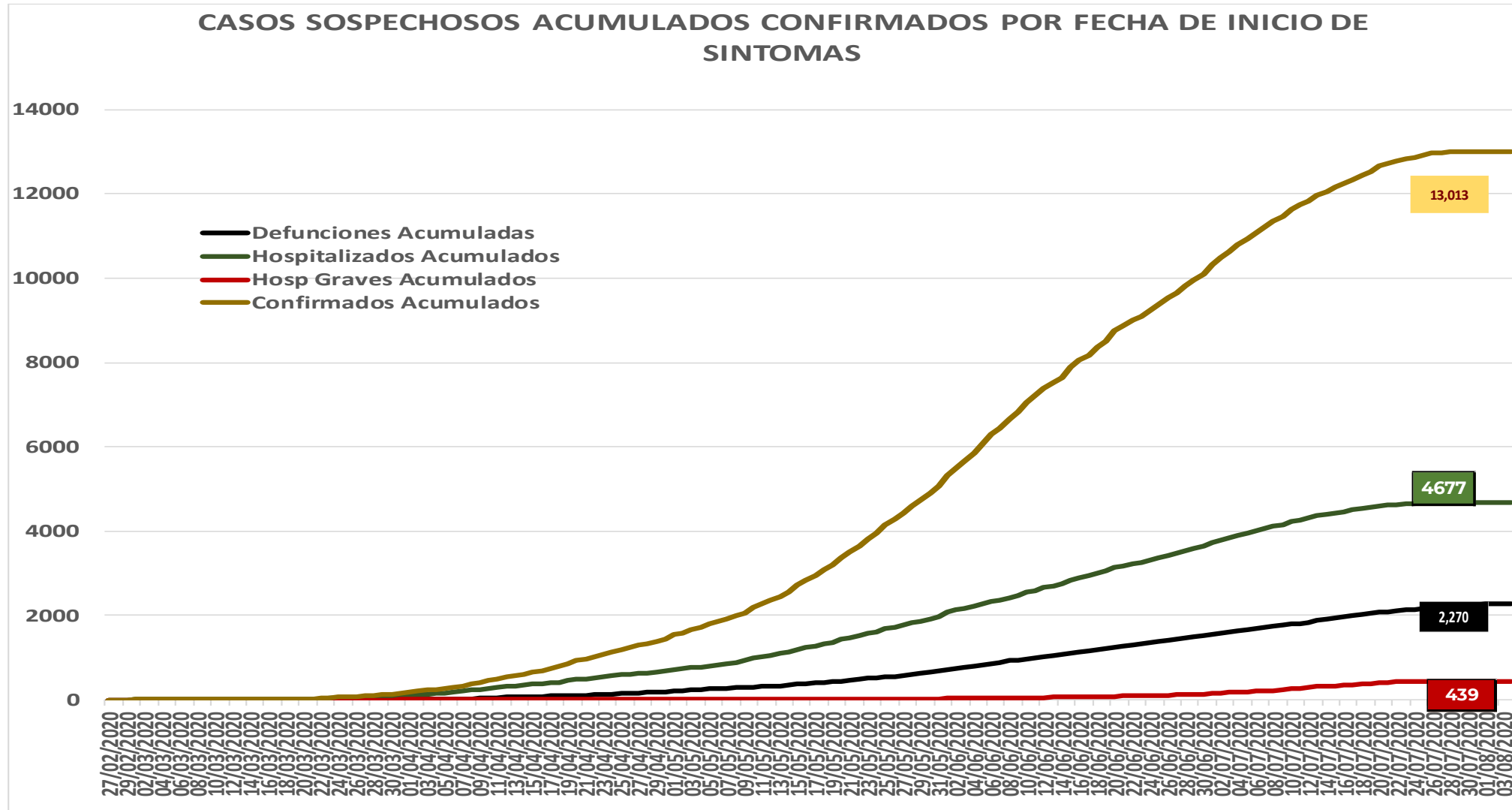
# COVID-19 Sinaloa: Casos acumulados sospechosos y confirmados por fecha de inicio de síntomas



**NUEVA  
NORMALIDAD**



# COVID-19 Sinaloa: Casos sospechosos y confirmados por fecha de inicio de síntomas



**NUEVA NORMALIDAD**

**1,864**

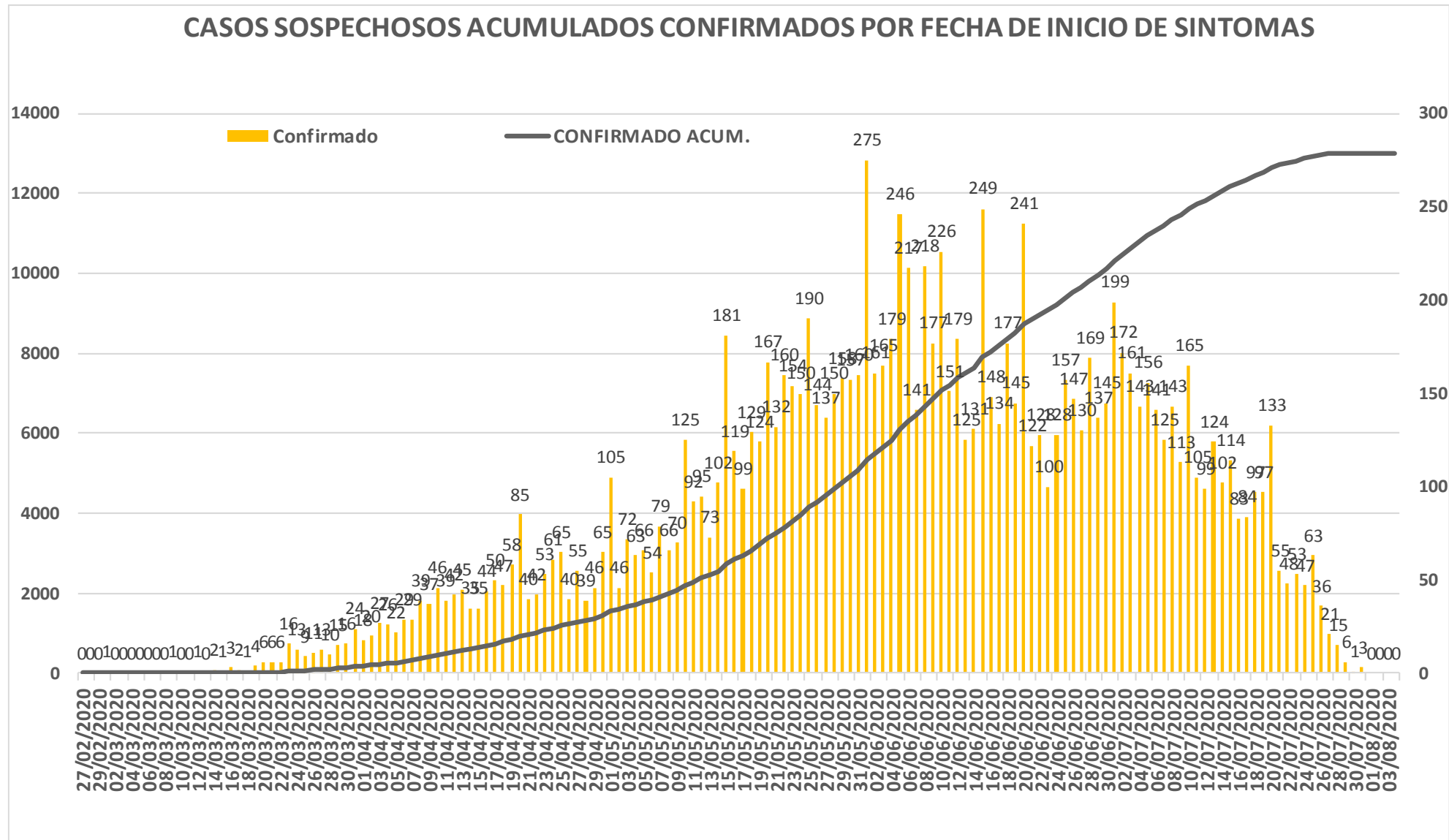
**Nuevos Sospechosos**

**13,013**

**Confirmados**



# COVID-19 Sinaloa: Curva epidémica de casos acumulados Incidentes por fecha de inicio de síntomas.



**NUEVA  
NORMALIDAD**

**Confirmados  
acumulados  
13,013**



# COVID-19 Sinaloa: Curva epidémica de casos incidentes por fecha de resultado del LESPS.

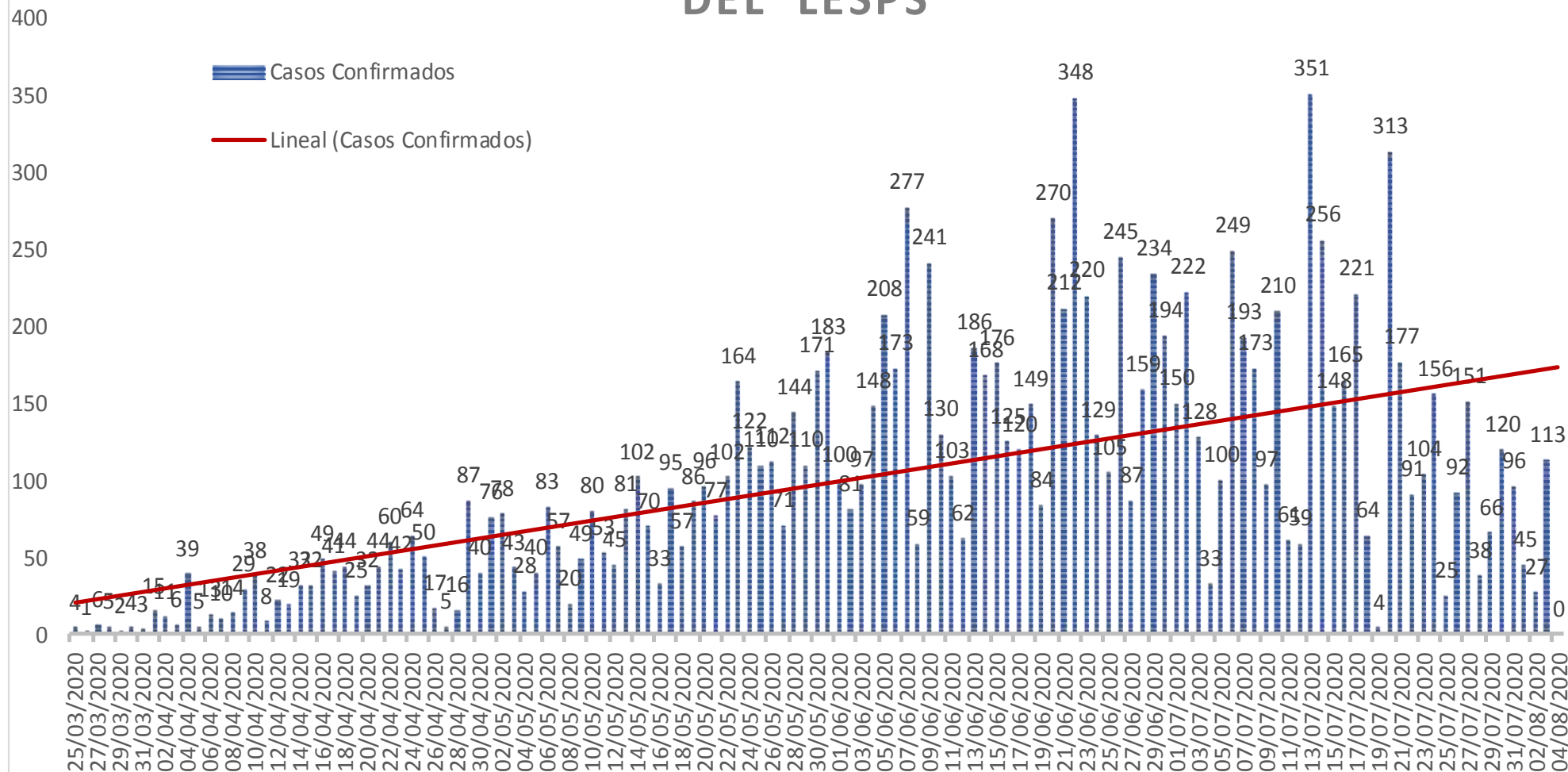
**NUEVA  
NORMALIDAD**

**Estatal  
Confirmados  
acumulados**

**13,013**

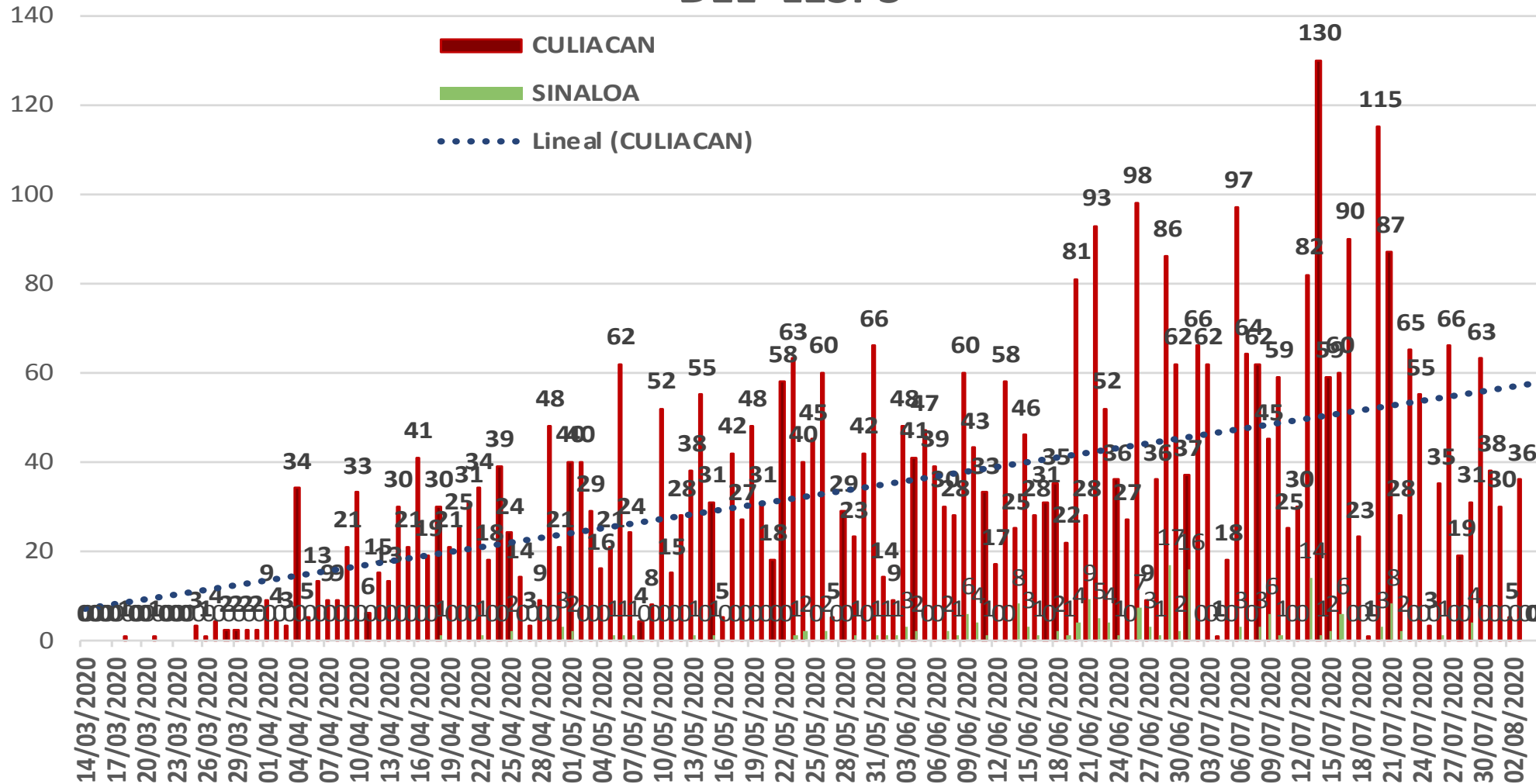


## CASOS CONFIRMADOS SEGÚN FECHA DE RESULTADO DEL LESPS



# COVID-19 Sinaloa: Curva epidémica de casos incidentes por fecha de resultado del LESPS.

## CASOS CONFIRMADOS SEGÚN FECHA DE RESULTADO DEL LESPS



**NUEVA NORMALIDAD**

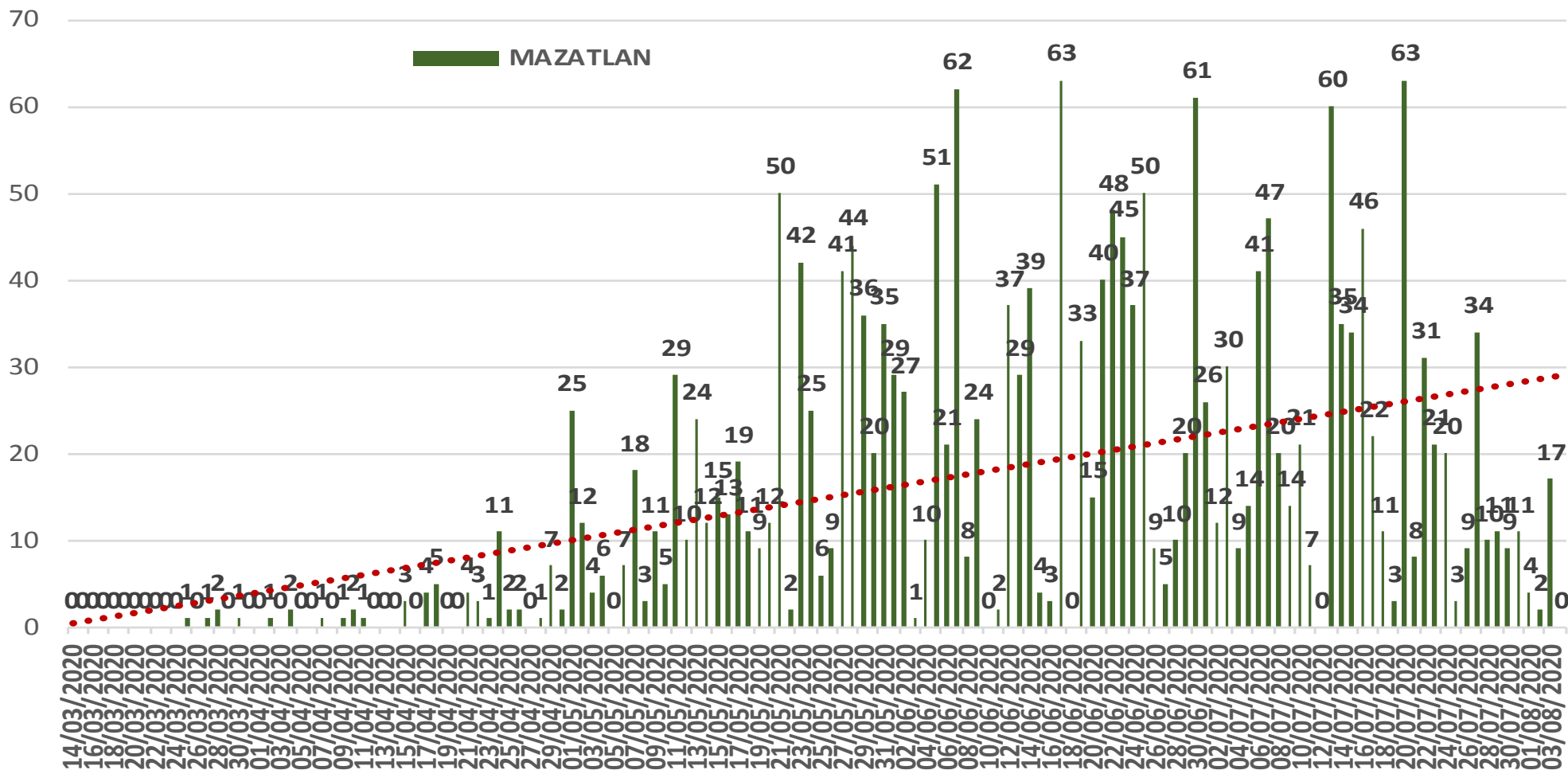
**Estatal Confirmados acumulados**  
**13,013**

**Casos Confirmados CULIACAN**  
**4,615**



# COVID-19 Sinaloa: Curva epidémica de casos incidentes por fecha de resultado del LESPS.

## CASOS CONFIRMADOS SEGÚN FECHA DE RESULTADO DEL LESPS



**NUEVA NORMALIDAD**

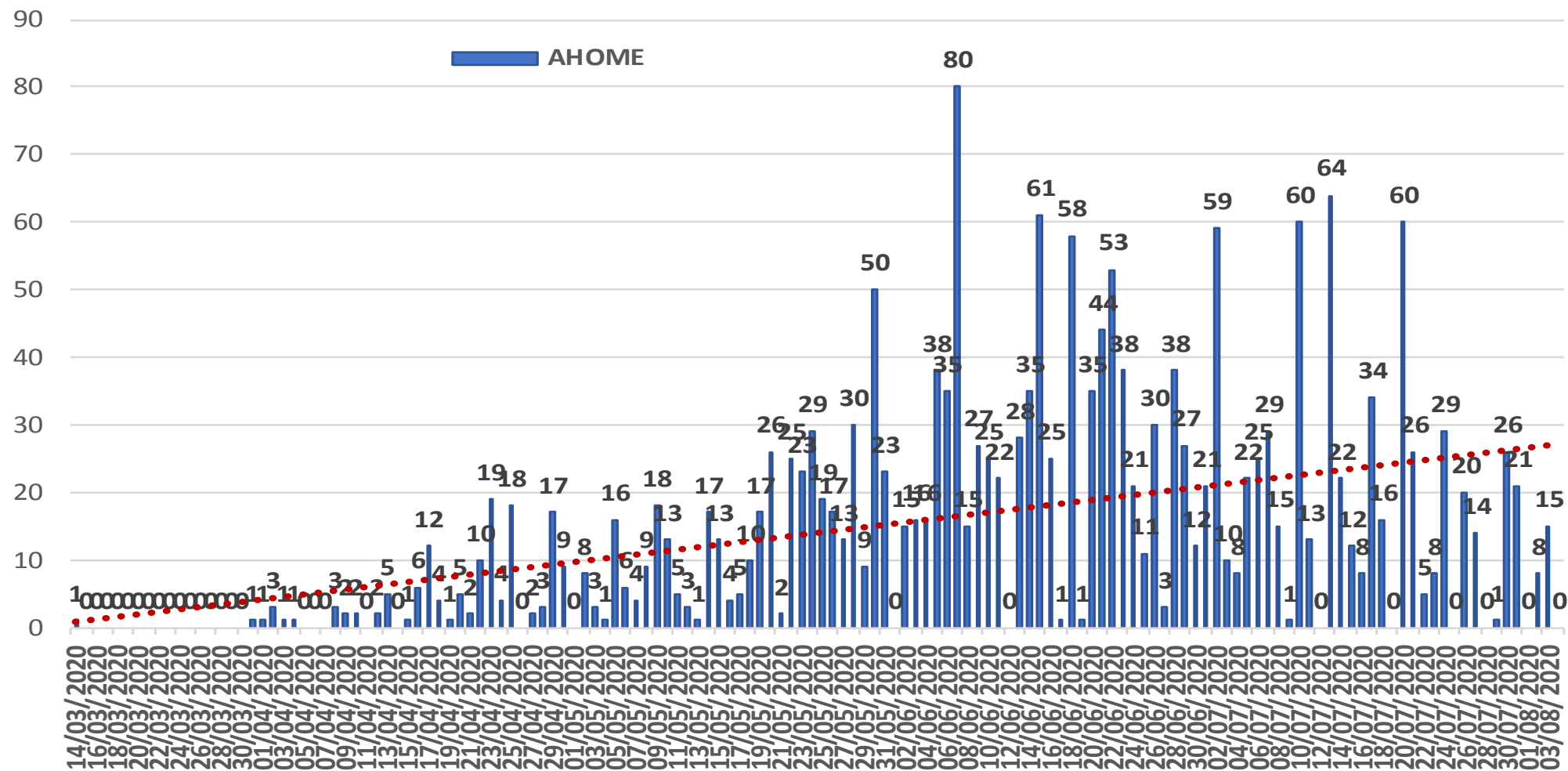
**Estatal Confirmados acumulados**  
**13,013**

**Casos Confirmados MAZATLAN**  
**2,111**



# COVID-19 Sinaloa: Curva epidémica de casos incidentes por fecha de resultado del LESPS.

## CASOS CONFIRMADOS SEGÚN FECHA DE RESULTADO DEL LESPS



**NUEVA NORMALIDAD**

**Estatal Confirmados acumulados**

**13,013**

**Casos Confirmados AHOME**

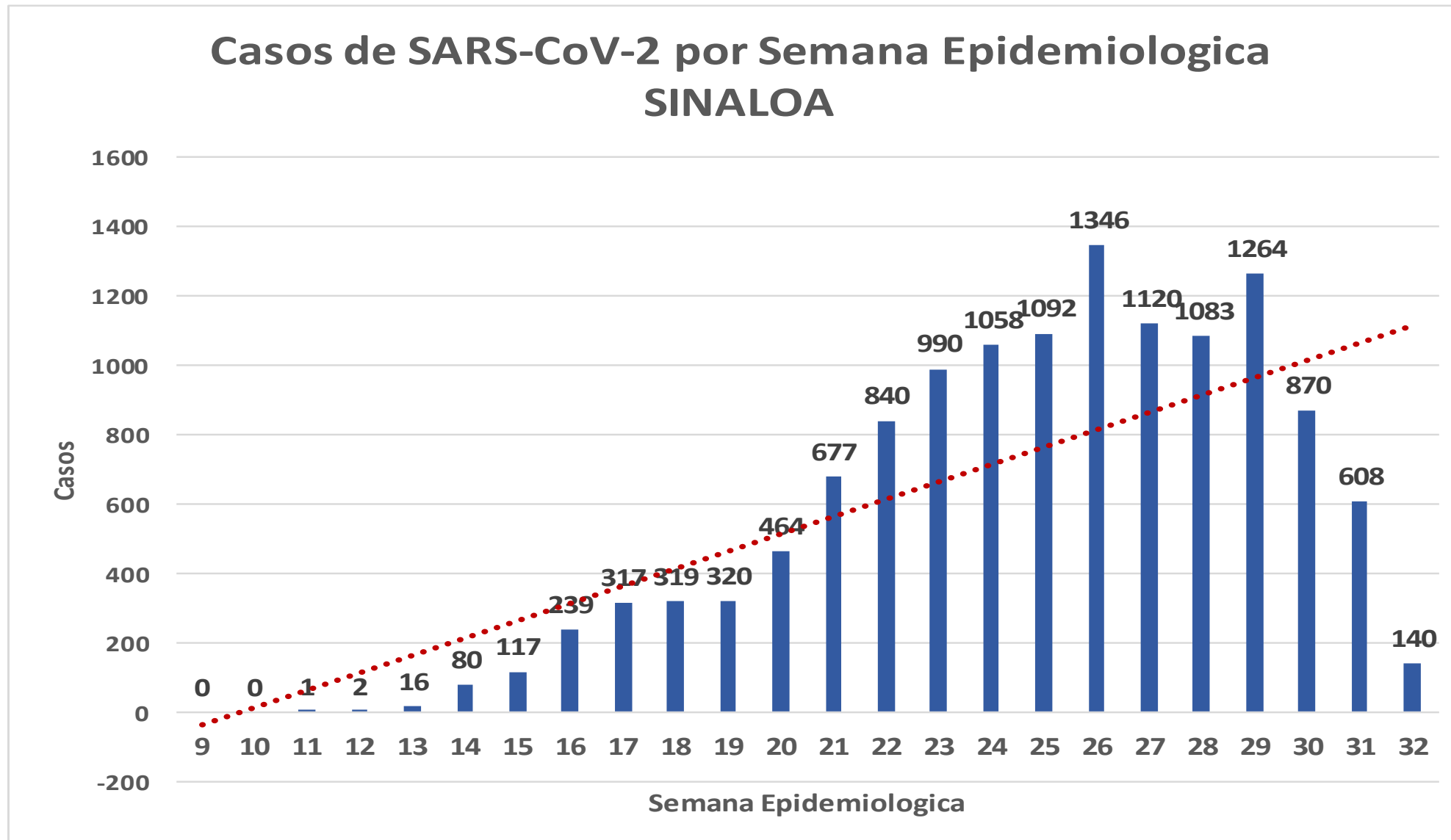
**2,010**





# COVID-19 Sinaloa: Curva epidémica de casos incidentes por fecha de resultado del LESPS.

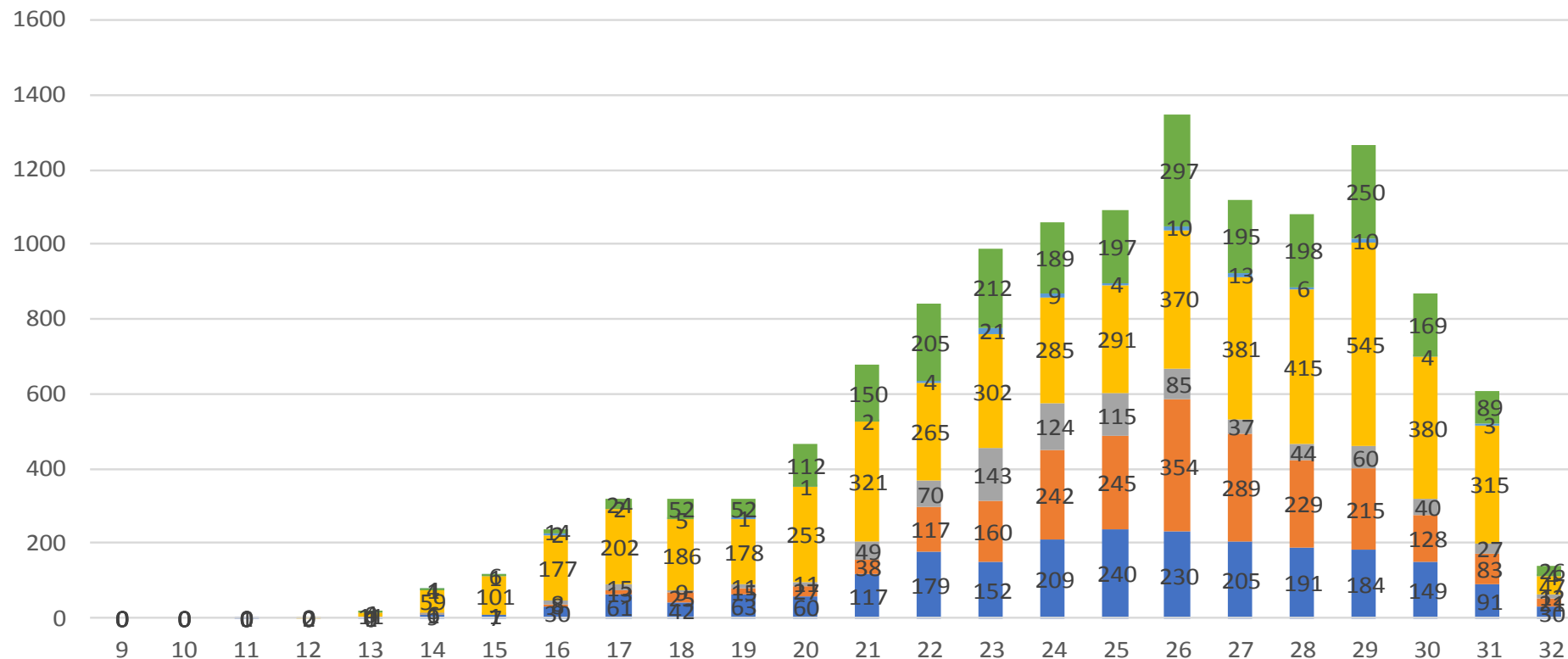
**NUEVA  
NORMALIDAD**



# COVID-19 Sinaloa: Curva epidémica de casos incidentes por fecha de resultado del LESPS.

## Casos SARS-CoV-2 pr Semana epidemiologica y Jurisdicción

- Jurisd. No. 1 Mochis
- Jurisd. No. 2 Guasave
- Jurisd. No. 3 Guamuchil
- Jurisd. No. 4 Culiacan
- Jurisd. No. 5 Elota
- Jurisd. No. 6 Mazatlan



NUEVA NORMALIDAD

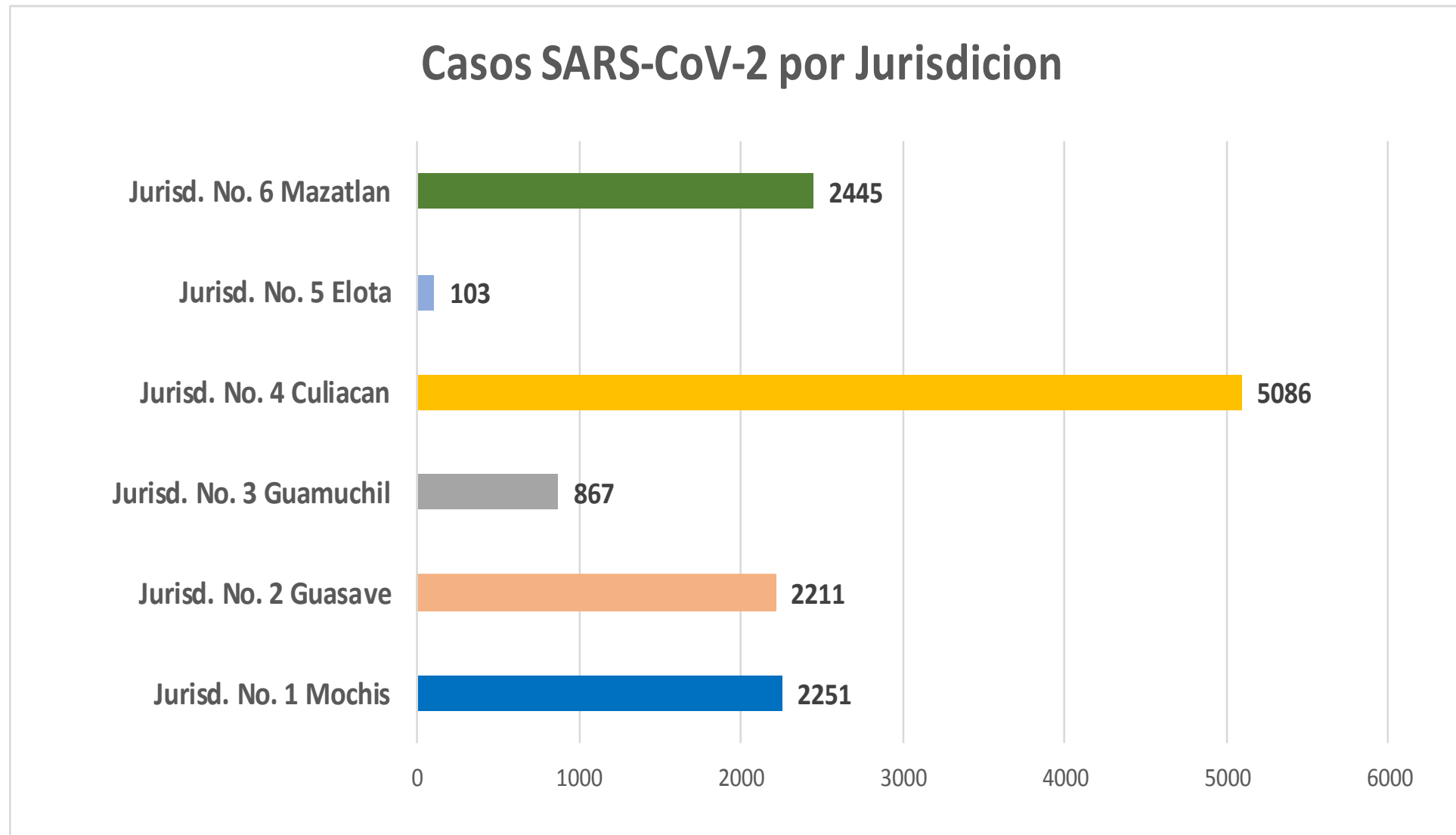
Estatal  
Confirmados  
acumulados

13,013



# COVID-19 Sinaloa: Curva epidémica de casos incidentes por fecha de resultado del LESPS.

**NUEVA  
NORMALIDAD**

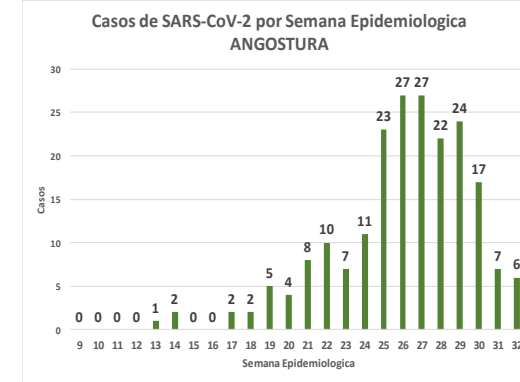
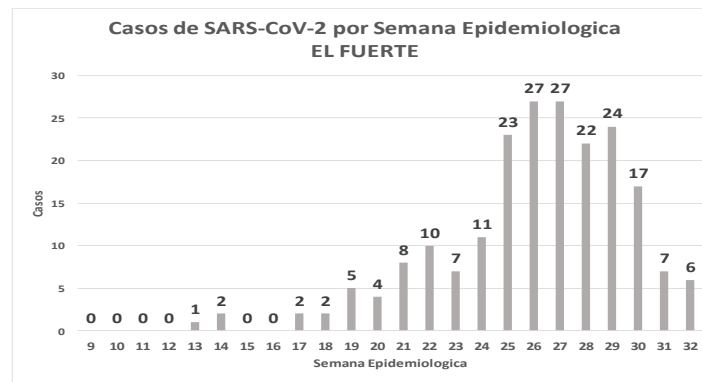
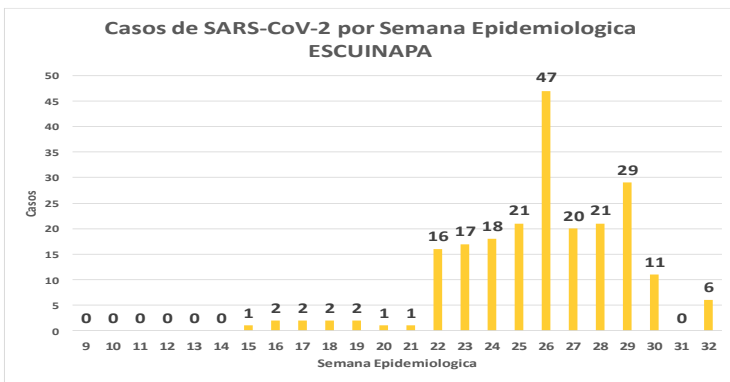
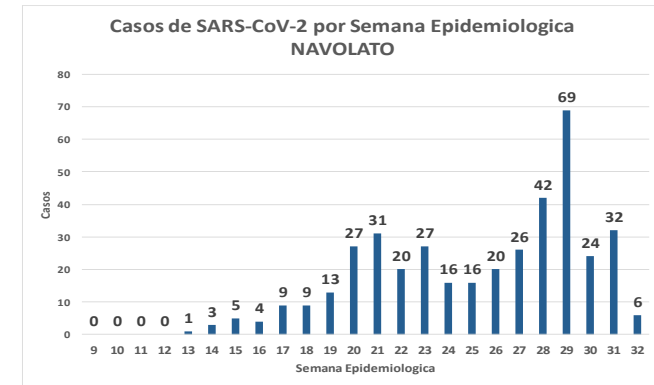
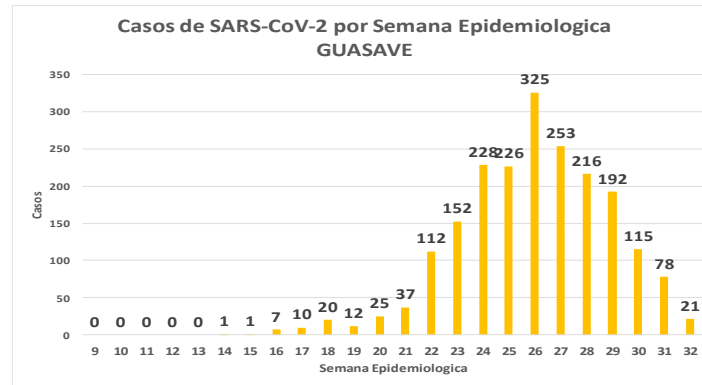
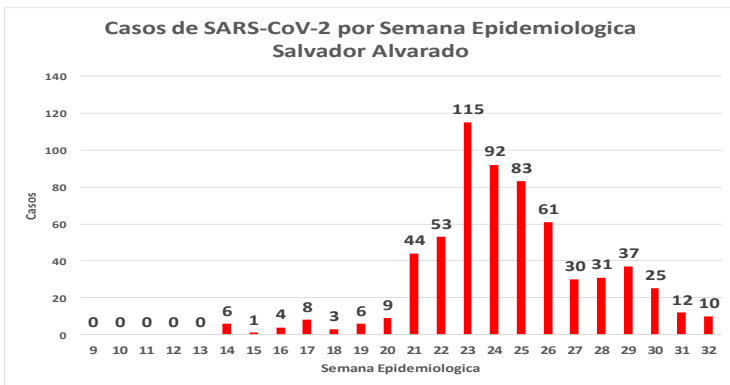
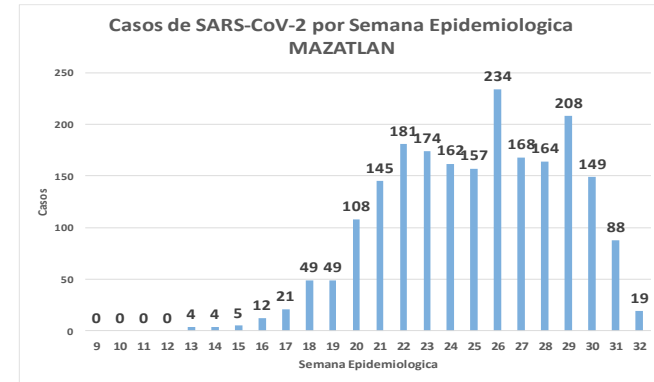
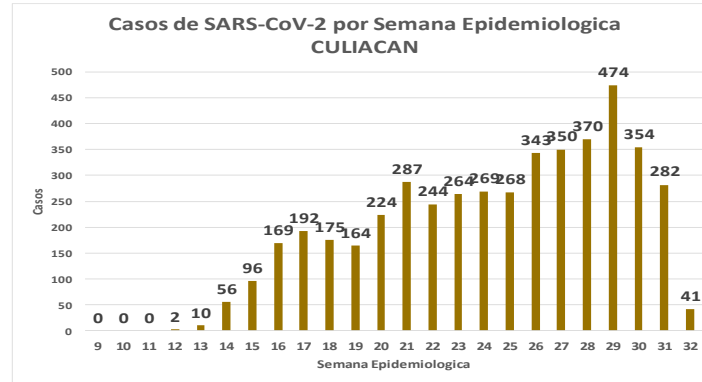
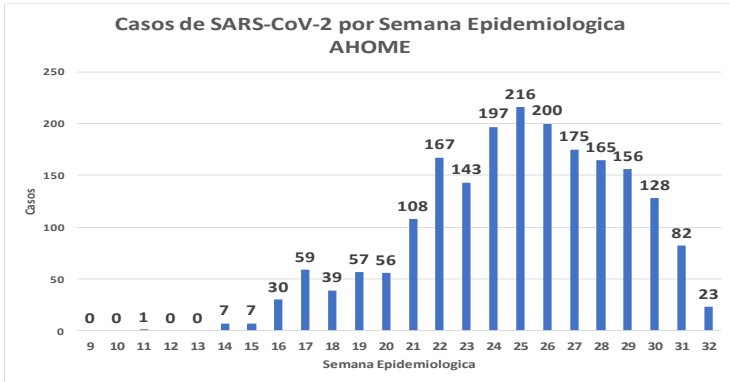


# COVID-19 Sinaloa: Comportamiento COVID-19 por Municipio.



**SALUD**  
SECRETARÍA DE SALUD

**NUEVA NORMALIDAD**



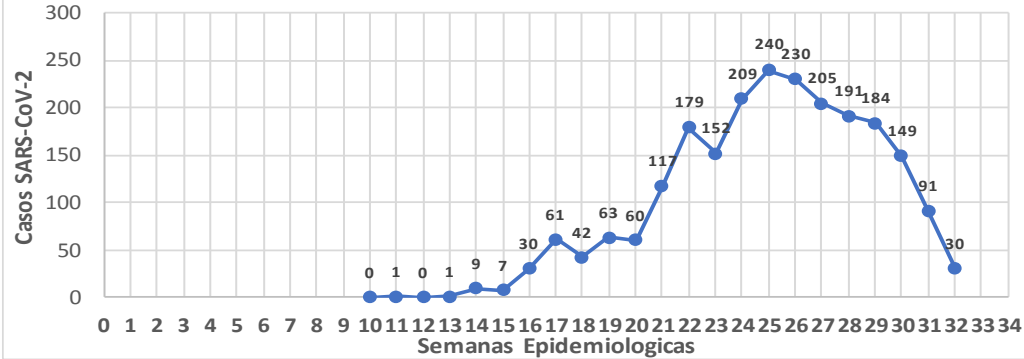
# COVID-19 Sinaloa: Comportamiento COVID-19 por JURISDICCION.



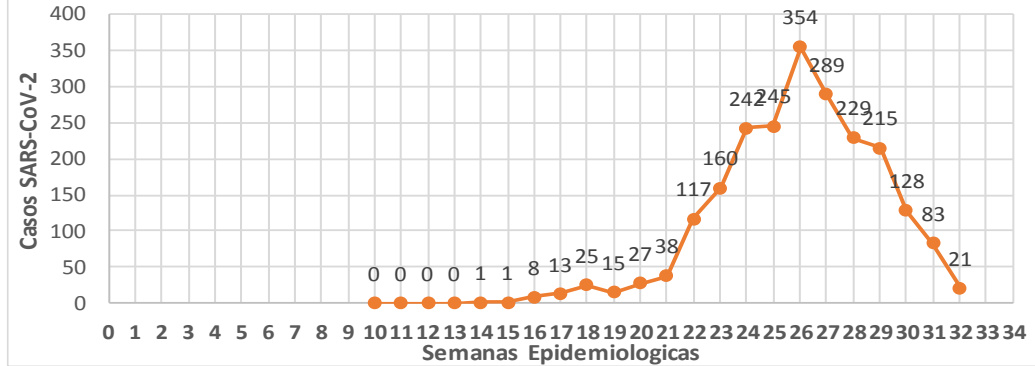
**SALUD**  
SECRETARÍA DE SALUD

**NUEVA NORMALIDAD**

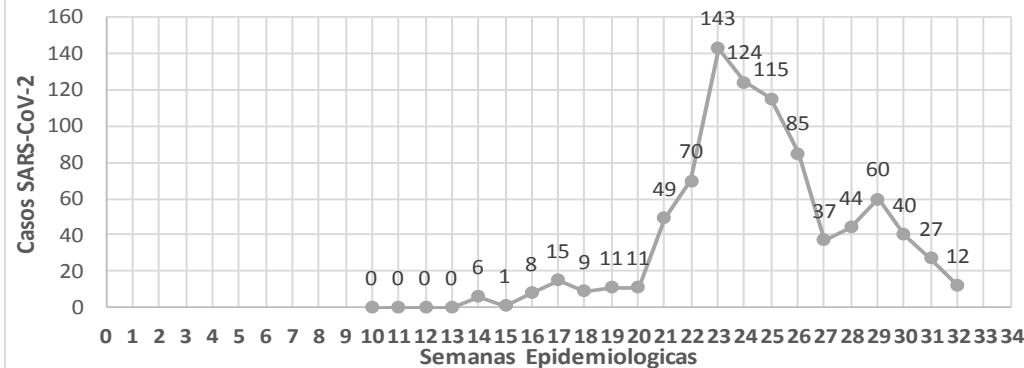
CASOS SARS-CoV-2 por Semana Epidemiologica  
JURISDICCION MOCHIS



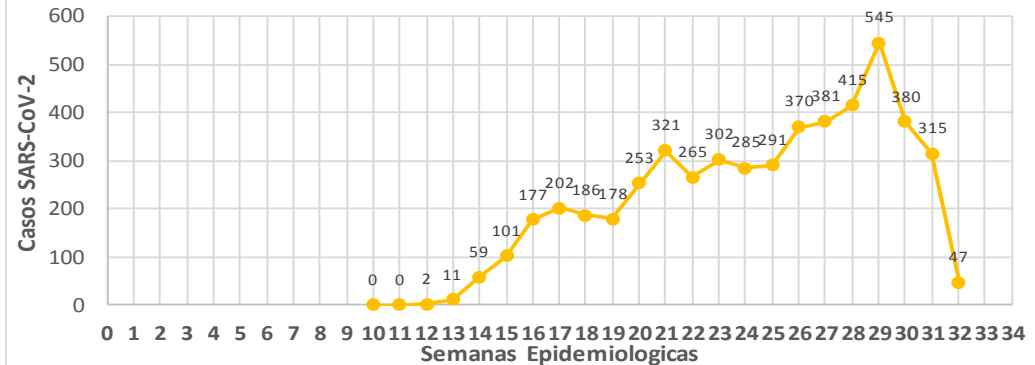
CASOS SARS-CoV-2 por Semana Epidemiologica  
JURISDICCION GUASAVE



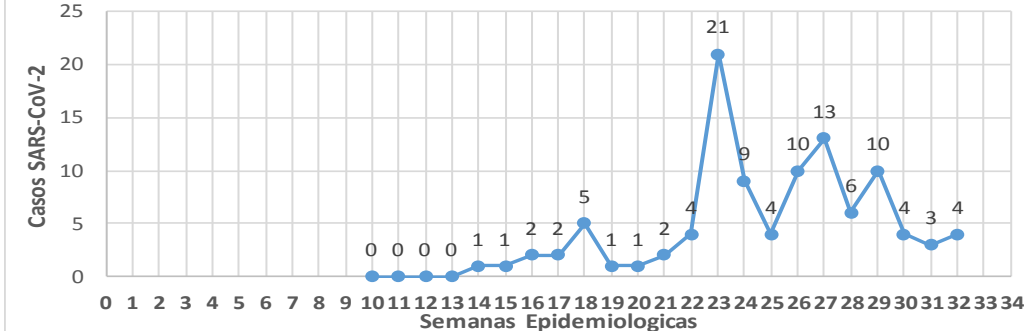
CASOS SARS-CoV-2 por Semana Epidemiologica  
JURISDICCION GUAMUCHIL



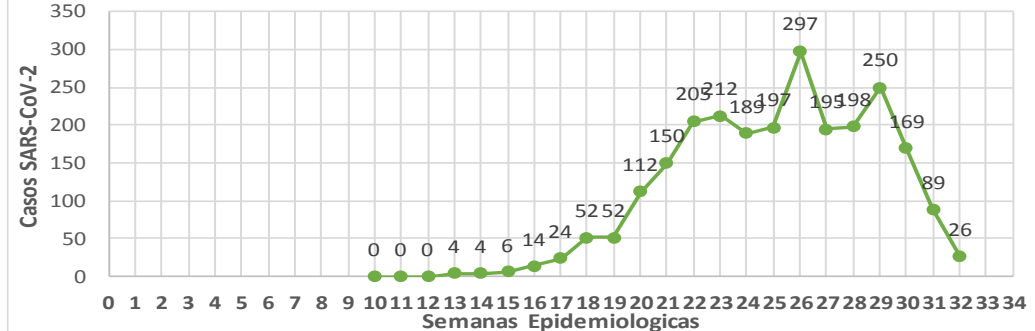
CASOS SARS-CoV-2 por Semana Epidemiologica  
JURISDICCION CULIACAN



CASOS SARS-CoV-2 por Semana Epidemiologica  
JURISDICCION ELOTA



CASOS SARS-CoV-2 por Semana Epidemiologica  
JURISDICCION MAZATLAN



# COVID-19 Sinaloa: Total de registros con toma de muestras en Plataforma SISVER.

## DATOS TOTALES DE REGISTROS EN PLATAFORMA SISVER

### SINALOA: SOSPECHOSOS POR SECTOR

| INSTITUCION        | NO ADECUADO | RECHAZADA  | NO RECIBIDA | SOSPECHOSOS   | TOTAL CON MUESTRA | % SOSPECHOSOS |
|--------------------|-------------|------------|-------------|---------------|-------------------|---------------|
| IMSS               | 0           | 305        | 92          | 10,561        | 10,958            | 43.5%         |
| IMSS-OPORTUNIDADES | 0           | 18         | 0           | 339           | 357               | 1.4%          |
| ISSSTE             | 3           | 14         | 20          | 1,450         | 1,487             | 5.9%          |
| PRIVADA            | 4           | 3          | 155         | 827           | 989               | 3.9%          |
| SEDENA             | 0           | 2          | 2           | 190           | 194               | 0.8%          |
| SEMAR              | 0           | 7          | 3           | 181           | 191               | 0.8%          |
| SSA                | 24          | 52         | 31          | 10,058        | 10,165            | 40.4%         |
| PEMEX              | 0           | 0          | 0           | 1             | 1                 | 0.0%          |
| ESTATAL            | 0           | 3          | 2           | 607           | 612               | 2.4%          |
| MUNICIPAL          | 2           | 1          | 0           | 235           | 238               | 0.9%          |
| <b>TOTAL</b>       | <b>33</b>   | <b>405</b> | <b>305</b>  | <b>24,449</b> | <b>25,192</b>     | <b>100.0%</b> |
|                    | 0.1%        | 1.6%       | 1.2%        | 97.1%         | 100.0%            |               |

| RESULTADO DEFINITIVO EN PLATAFORMA SISVER |        |
|-------------------------------------------|--------|
| SARS-CoV-2                                | 13,105 |
| NEGATIVO                                  | 9,237  |
| NO RECIBIDA                               | 305    |
| INF AH1N1 PMD                             | 98     |
| RECHAZADA                                 | 405    |
| B                                         | 65     |
| A H3                                      | 20     |
| METAPNEUMOVIRUS                           | 9      |
| ENTEROV//RHINOVIRUS                       | 22     |
| CORONA OC43                               | 2      |
| NO ADECUADO                               | 33     |
| INF A                                     | 8      |
| CORONA 229E                               | 1      |
| CORONA NL63                               | 1      |
| CORONA HKU1                               | 1      |
| VSR                                       | 2      |
| ADENOVIRUS                                | 1      |
| PARAINFLUENZA 3                           | 1      |
| NO SUBTIPIFICADO                          | 1      |

**NUEVA NORMALIDAD**

**25,192** SOSPECHOSOS **13,105** CONFIRMADOS **52.0%**

|      |       |                                                                             |
|------|-------|-----------------------------------------------------------------------------|
| 2.6% | 663   | DE LOS REGISTROS SIN RESULTADO TIENEN UNA FECHA DE RECEPCION EN LABORATORIO |
| 4.9% | 1,237 | SIN RECEPCION EN LABORATORIO Y SIN RESULTADO                                |
| 7.5% | 1,900 | SIN REGISTRO DE RECEPCION EN LABORATORIO                                    |
| 0.1% | 33    | NO ADECUADAS                                                                |
| 1.6% | 405   | RECHAZADAS                                                                  |
| 1.2% | 305   | NO RECIBIDAS                                                                |
|      | 409   | TIENEN MAS DE 72 HORAS DE RECEPCION EN EL LABORATORIO                       |
| 2.9% | 12    | CORRESPONDEN A REGISTROS CON MAS DE 7 DIAS DE TRANSITO                      |



# COVID-19 Sinaloa: Total de registros con toma de muestras en Plataforma SISVER.



INFORMACION AL DIA : lunes, 03 de agosto de 2020

## SE TOMO MUESTRA PERO SIN RECEPCION EN LABORATORIO

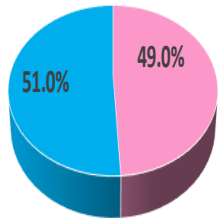
| Municipios        | IMSS       | IMSS-OPORTUNIDADES | ISSSTE     | PRIVADA    | SEDENA    | SEMAR     | SSA        | PEMEX    | ESTATAL   | MUNICIPAL | TOTAL        |
|-------------------|------------|--------------------|------------|------------|-----------|-----------|------------|----------|-----------|-----------|--------------|
| AHOME             | 59         | 2                  | 13         | 3          | 1         | 9         | 105        | 0        | 0         | 0         | 192          |
| CHOIX             | 1          | 0                  | 1          | 0          | 0         | 0         | 1          | 0        | 0         | 0         | 3            |
| EL FUERTE         | 4          | 9                  | 2          | 1          | 0         | 0         | 3          | 0        | 0         | 0         | 19           |
| GUASAVE           | 153        | 0                  | 8          | 8          | 0         | 0         | 81         | 0        | 1         | 0         | 251          |
| SINALOA           | 3          | 0                  | 2          | 4          | 0         | 0         | 26         | 0        | 0         | 0         | 35           |
| ANGOSTURA         | 4          | 0                  | 0          | 2          | 0         | 0         | 7          | 0        | 0         | 0         | 13           |
| MOCORITO          | 1          | 0                  | 1          | 7          | 0         | 0         | 5          | 0        | 0         | 0         | 14           |
| SALVADOR ALVARADO | 16         | 0                  | 0          | 0          | 0         | 0         | 13         | 0        | 0         | 0         | 29           |
| BADIRAGUATO       | 0          | 0                  | 0          | 1          | 0         | 0         | 8          | 0        | 0         | 0         | 9            |
| CULIACAN          | 298        | 0                  | 64         | 295        | 1         | 0         | 245        | 0        | 25        | 0         | 928          |
| NAVOLATO          | 31         | 0                  | 3          | 5          | 0         | 0         | 15         | 0        | 3         | 0         | 57           |
| COSALA            | 0          | 0                  | 1          | 0          | 0         | 0         | 4          | 0        | 0         | 0         | 5            |
| ELOTA             | 1          | 0                  | 1          | 1          | 0         | 0         | 7          | 0        | 1         | 0         | 11           |
| SAN IGNACIO       | 0          | 0                  | 1          | 2          | 0         | 0         | 0          | 0        | 0         | 0         | 3            |
| CONCORDIA         | 0          | 1                  | 1          | 1          | 0         | 0         | 3          | 0        | 0         | 0         | 6            |
| ESCUINAPA         | 1          | 0                  | 2          | 0          | 1         | 0         | 19         | 0        | 0         | 0         | 23           |
| MAZATLAN          | 60         | 11                 | 24         | 64         | 20        | 12        | 77         | 0        | 0         | 10        | 278          |
| ROSARIO           | 0          | 0                  | 2          | 3          | 0         | 0         | 7          | 0        | 0         | 0         | 12           |
| <b>Total</b>      | <b>632</b> | <b>23</b>          | <b>126</b> | <b>397</b> | <b>23</b> | <b>21</b> | <b>626</b> | <b>0</b> | <b>30</b> | <b>10</b> | <b>1,888</b> |
| Otro Estado       | 3          | 0                  | 1          | 5          | 0         | 0         | 3          | 0        | 0         | 0         | 12           |

| Municipios        | REGISTROS SIN RESULTADO Y TIENEN FECHA DE RECEPCION EN LABORATORIO | TIENEN MAS DE 72 HORAS DE RECEPCION EN EL LABORATORIO Y SIN RESULTADO |
|-------------------|--------------------------------------------------------------------|-----------------------------------------------------------------------|
| AHOME             | 113                                                                | 80                                                                    |
| CHOIX             | 2                                                                  | 2                                                                     |
| EL FUERTE         | 4                                                                  | 1                                                                     |
| GUASAVE           | 77                                                                 | 6                                                                     |
| SINALOA           | 25                                                                 | 3                                                                     |
| ANGOSTURA         | 6                                                                  | 3                                                                     |
| MOCORITO          | 4                                                                  | 2                                                                     |
| SALVADOR ALVARADO | 12                                                                 | 1                                                                     |
| BADIRAGUATO       | 7                                                                  | 5                                                                     |
| CULIACAN          | 270                                                                | 185                                                                   |
| NAVOLATO          | 13                                                                 | 8                                                                     |
| COSALA            | 1                                                                  | 0                                                                     |
| ELOTA             | 9                                                                  | 3                                                                     |
| SAN IGNACIO       | 0                                                                  | 0                                                                     |
| CONCORDIA         | 2                                                                  | 2                                                                     |
| ESCUINAPA         | 11                                                                 | 10                                                                    |
| MAZATLAN          | 102                                                                | 95                                                                    |
| ROSARIO           | 2                                                                  | 1                                                                     |
| <b>Total</b>      | <b>660</b>                                                         | <b>407</b>                                                            |
| Otro Estado       | 3                                                                  | 2                                                                     |

# COVID-19 Sinaloa: Casos confirmados por edad y sexo

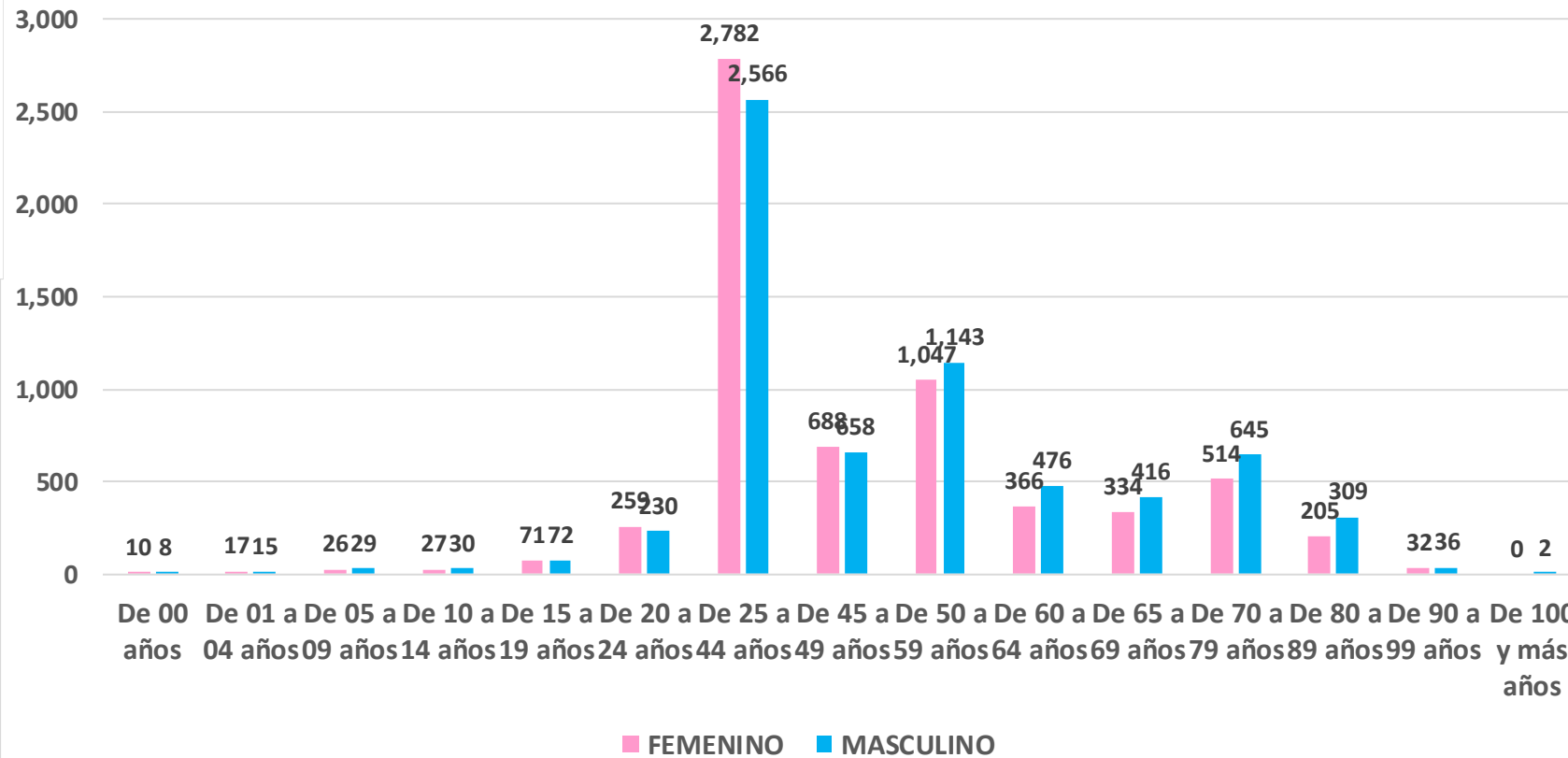
Mediana de edad: **46** años

CASOS CONFIRMADOS SEGÚN SEXO



■ MUJER ■ HOMBRE

## Casos Confirmados COVID-19, por Edad y Sexo



NUEVA NORMALIDAD

**13,013**

Confirmados acumulados





# COVID-19 Sinaloa: Casos confirmados por edad y sexo

## GRUPOS DE EDAD NOTIFICADOS EN PLATAFORMA POR COVID-19, SINALOA

| Grupo de Edad        | Sospechosos   | %             | CASOS (+)<br>COVID-19 | %             | Defuncion    | Letalidad    | Hosp-COVID-<br>19 | Indice de<br>Hospitalizaci<br>on | Tasa de<br>Incidencia |
|----------------------|---------------|---------------|-----------------------|---------------|--------------|--------------|-------------------|----------------------------------|-----------------------|
| De 00 años           | 113           | 0.39%         | 18                    | 0.1%          | 1            | 5.6%         | 12                | 66.7%                            | 35.8                  |
| De 01 a 04 años      | 241           | 0.8%          | 32                    | 0.2%          | 1            | 3.1%         | 12                | 37.5%                            | 15.7                  |
| De 05 a 09 años      | 227           | 0.78%         | 55                    | 0.4%          | 3            | 5.5%         | 13                | 23.6%                            | 20.9                  |
| De 10 a 14 años      | 229           | 0.8%          | 57                    | 0.4%          | 3            | 5.3%         | 10                | 17.5%                            | 21.0                  |
| De 15 a 19 años      | 501           | 1.73%         | 143                   | 1.1%          | 1            | 0.7%         | 22                | 15.4%                            | 51.7                  |
| De 20 a 24 años      | 1,429         | 4.9%          | 489                   | 3.8%          | 8            | 1.6%         | 36                | 7.4%                             | 180.7                 |
| De 25 a 44 años      | 12,712        | 43.90%        | 5,348                 | 41.1%         | 158          | 3.0%         | 726               | 13.6%                            | 583.6                 |
| De 45 a 49 años      | 2,993         | 10.3%         | 1,346                 | 10.3%         | 142          | 10.5%        | 388               | 28.8%                            | 681.8                 |
| De 50 a 59 años      | 4,561         | 15.75%        | 2,190                 | 16.8%         | 425          | 19.4%        | 989               | 45.2%                            | 671.3                 |
| De 60 a 64 años      | 1,564         | 5.4%          | 842                   | 6.5%          | 267          | 31.7%        | 519               | 61.6%                            | 689.7                 |
| De 65 a 69 años      | 1,281         | 4.42%         | 750                   | 5.8%          | 322          | 42.9%        | 555               | 74.0%                            | 290.0                 |
| De 70 a 79 años      | 2,012         | 6.9%          | 1,159                 | 8.9%          | 594          | 51.3%        | 924               | 79.7%                            |                       |
| De 80 a 89 años      | 943           | 3.26%         | 514                   | 3.9%          | 307          | 59.7%        | 419               | 81.5%                            |                       |
| De 90 a 99 años      | 143           | 0.5%          | 68                    | 0.5%          | 38           | 55.9%        | 51                | 75.0%                            |                       |
| De 100 y más años    | 7             | 0.02%         | 2                     | 0.0%          | 0            | 0.0%         | 1                 | 50.0%                            |                       |
| <b>Total general</b> | <b>28,956</b> | <b>100.0%</b> | <b>13,013</b>         | <b>100.0%</b> | <b>2,270</b> | <b>17.4%</b> | <b>4,677</b>      | <b>35.9%</b>                     | <b>412.2</b>          |

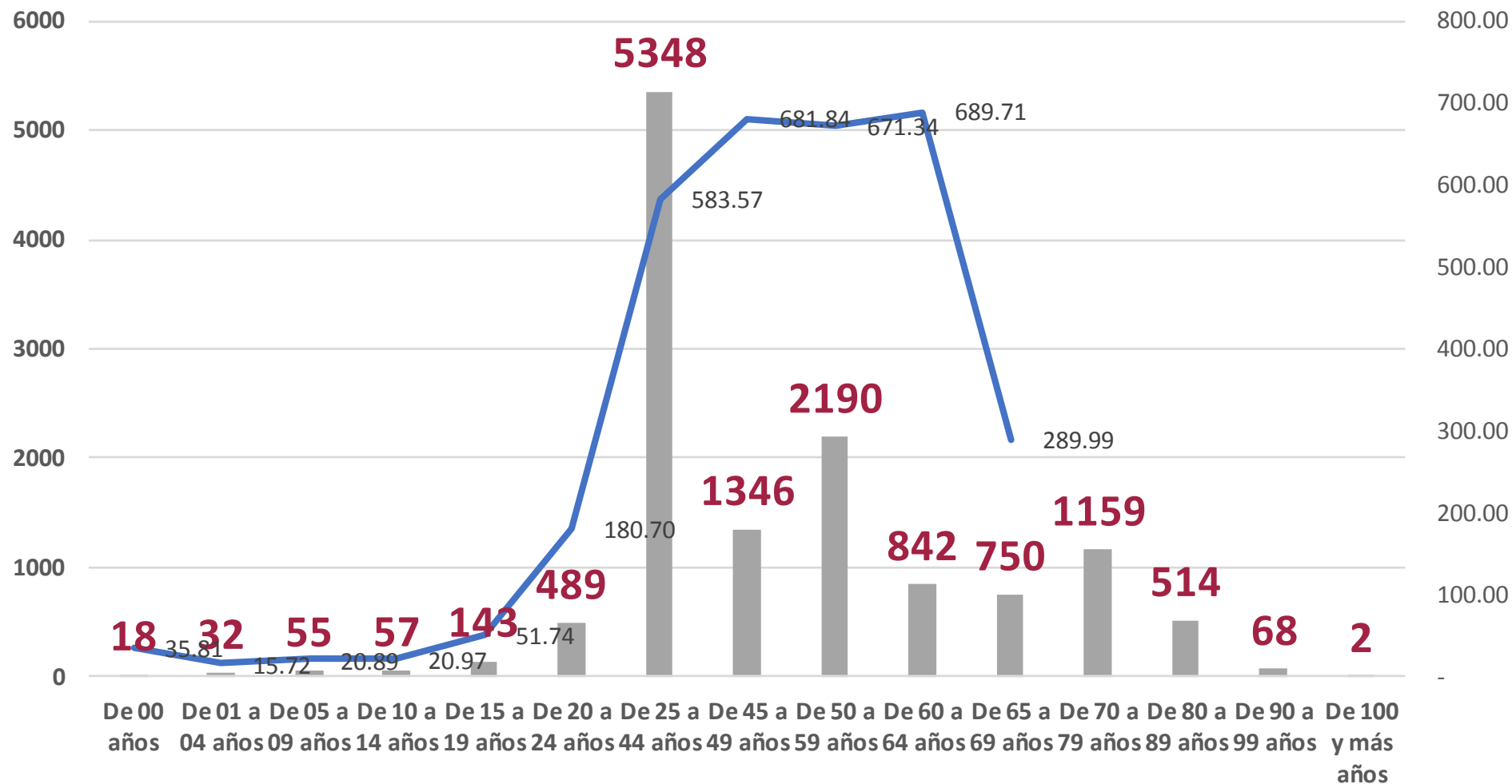
**NUEVA  
NORMALIDAD**

Tasa de Letalidad Estatal  
**17.4%**



# COVID-19 Sinaloa: Casos confirmados por edad y sexo

## Casos Notificados y Confirmados en el Estado de Sinaloa por Grupo de Edad en Plataforma COVID-19



**NUEVA NORMALIDAD**

**Tasa de Incidencia Estatal**  
**412.24**  
Por 100 mil habt.



# COVID-19 Sinaloa: Defunciones acumuladas por edad y sexo

**Mediana de edad: 66 años**

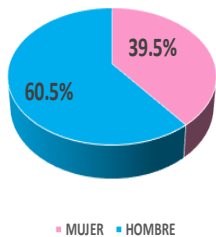
**NUEVA  
NORMALIDAD**

**2,270**

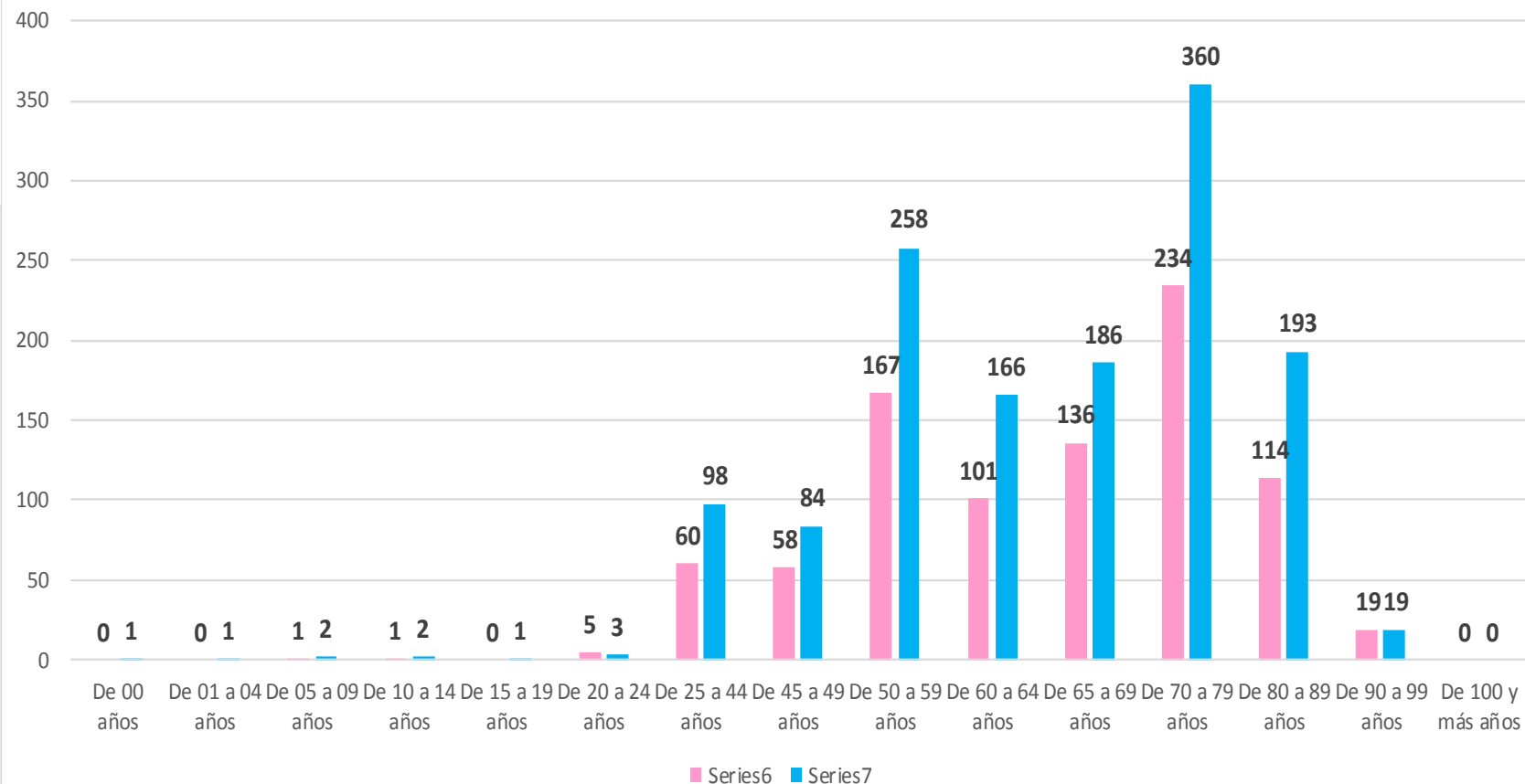
**Defunciones**



DEFUNCIONES CONFIRMADAS SEGÚN SEXO



DEFUNCIONES DE CASOS CONFIRMADOS COVID-19, POR EDAD Y SEXO



# COVID-19 Sinaloa: Defunciones acumuladas por comorbilidad

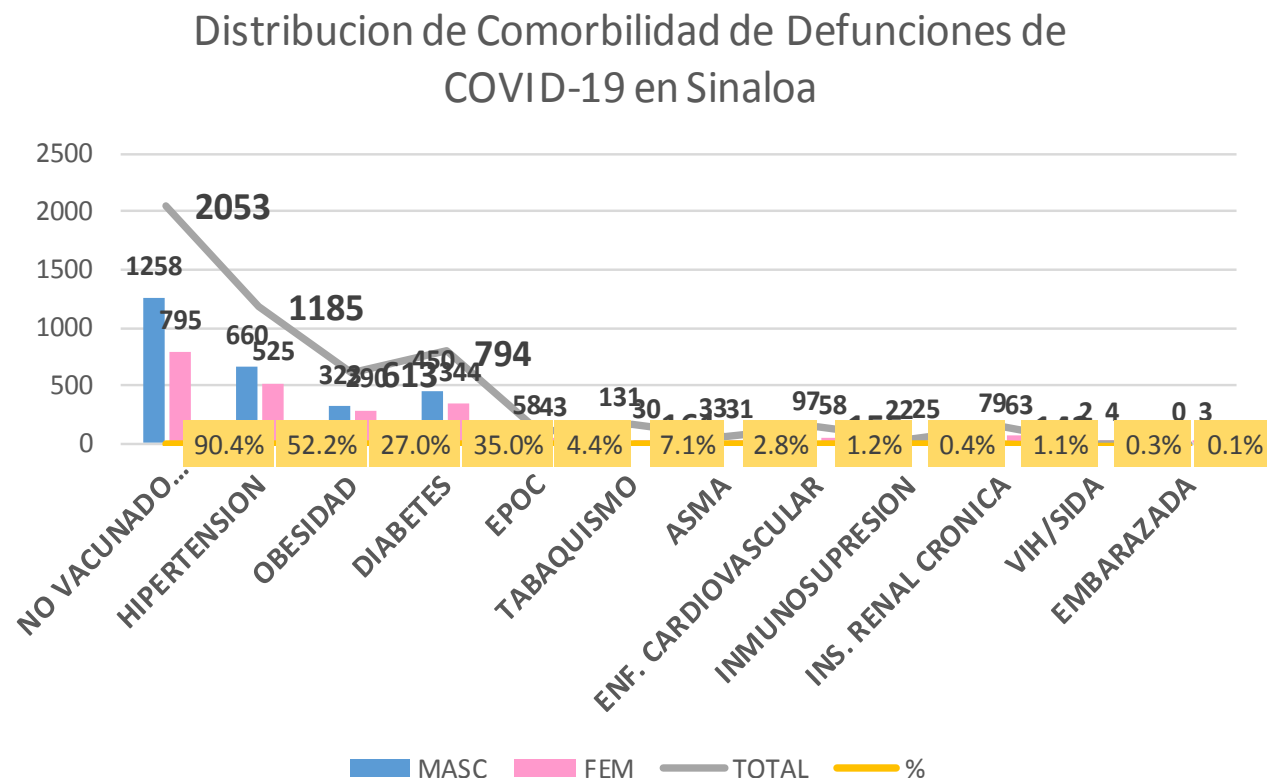
NUEVA  
NORMALIDAD

2,270

Defunciones

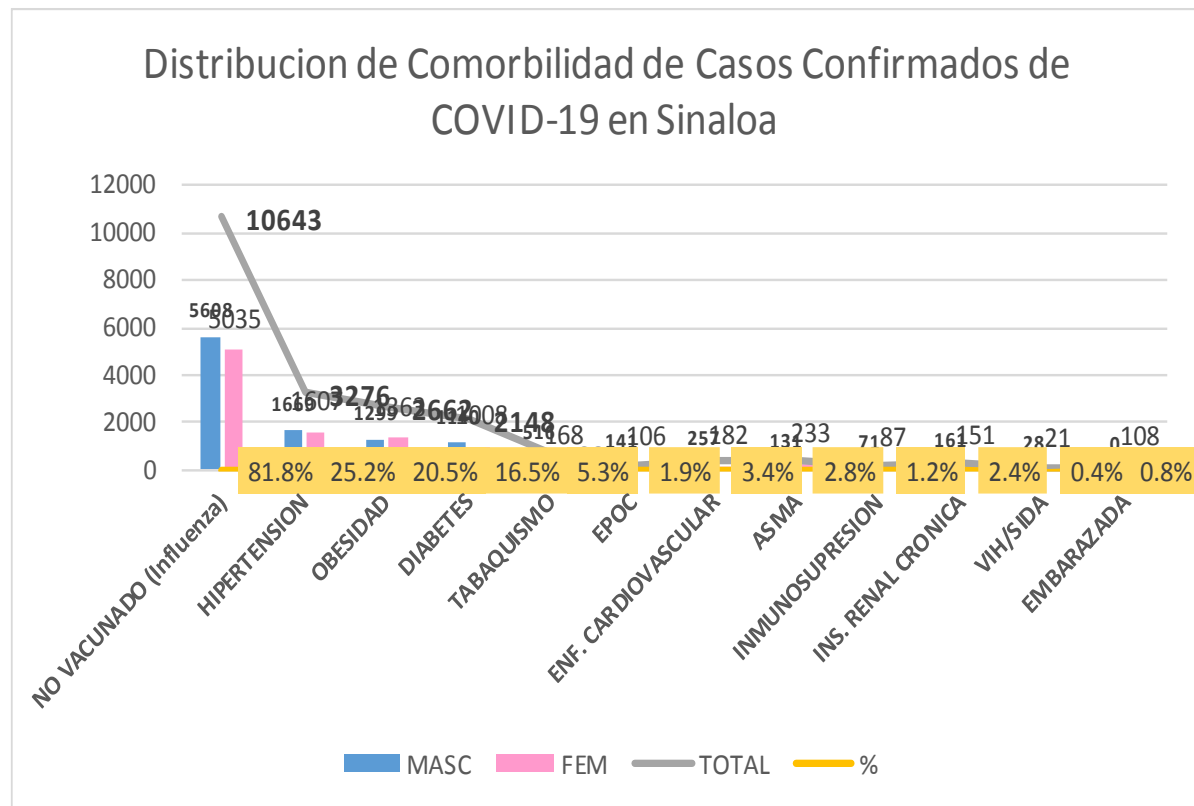


| DEFUNCIONES             |      |     |       |       |
|-------------------------|------|-----|-------|-------|
| 2270                    | 1374 | 896 |       |       |
| COMORBILIDAD            | MASC | FEM | TOTAL | %     |
| NO VACUNADO (Influenza) | 1258 | 795 | 2053  | 90.4% |
| HIPERTENSION            | 660  | 525 | 1185  | 52.2% |
| OBESIDAD                | 323  | 290 | 613   | 27.0% |
| DIABETES                | 450  | 344 | 794   | 35.0% |
| EPOC                    | 58   | 43  | 101   | 4.4%  |
| TABAQUISMO              | 131  | 30  | 161   | 7.1%  |
| ASMA                    | 33   | 31  | 64    | 2.8%  |
| ENF. CARDIOVASCULAR     | 97   | 58  | 155   | 1.2%  |
| INMUNOSUPRESION         | 22   | 25  | 47    | 0.4%  |
| INS. RENAL CRONICA      | 79   | 63  | 142   | 1.1%  |
| VIH/SIDA                | 2    | 4   | 6     | 0.3%  |
| EMBARAZADA              | 0    | 3   | 3     | 0.1%  |



# COVID-19 Sinaloa: Casos Confirmados por comorbilidad

| CASOS CONFIRMADOS       |       |      |       |       |
|-------------------------|-------|------|-------|-------|
|                         | 13012 | 6635 | 6377  |       |
| COMORBILIDAD            | MASC  | FEM  | TOTAL | %     |
| NO VACUNADO (Influenza) | 5608  | 5035 | 10643 | 81.8% |
| HIPERTENSION            | 1669  | 1607 | 3276  | 25.2% |
| OBESIDAD                | 1299  | 1363 | 2662  | 20.5% |
| DIABETES                | 1140  | 1008 | 2148  | 16.5% |
| TABAQUISMO              | 516   | 168  | 684   | 5.3%  |
| EPOC                    | 141   | 106  | 247   | 1.9%  |
| ENF. CARDIOVASCULAR     | 257   | 182  | 439   | 3.4%  |
| ASMA                    | 131   | 233  | 364   | 2.8%  |
| INMUNOSUPRESION         | 71    | 87   | 158   | 1.2%  |
| INS. RENAL CRONICA      | 161   | 151  | 312   | 2.4%  |
| VIH/SIDA                | 28    | 21   | 49    | 0.4%  |
| EMBARAZADA              | 0     | 108  | 108   | 0.8%  |



NUEVA  
NORMALIDAD

Confirmados  
acumulados

**13,013**



# COVID-19 Sinaloa: Confirmados y Defunciones acumuladas por Institución

## CONFIRMADOS POR INSTITUCION EN PLATAFORMA POR COVID-19, SINALOA

| Institucion           | Notificados   | Confirmados   | %             | Defunciones  |
|-----------------------|---------------|---------------|---------------|--------------|
| SSA                   | 10,658        | 4,901         | 37.7%         | 459          |
| IMSS                  | 13,314        | 5,980         | 46.0%         | 1,279        |
| IMSS_PR               | 377           | 184           | 1.4%          | 19           |
| ISSSTE                | 2,033         | 914           | 7.0%          | 339          |
| PEMEX                 | 0             | 0             | 0.0%          | 0            |
| Privados              | 1,092         | 274           | 2.1%          | 52           |
| SEDENA                | 281           | 119           | 0.9%          | 12           |
| SEMAR                 | 324           | 108           | 0.8%          | 19           |
| Servicios Estatales   | 640           | 384           | 3.0%          | 82           |
| Servicios Municipales | 237           | 149           | 1.1%          | 9            |
| Universitarios        | 0             | 0             | 0.0%          | 0            |
| Cruz Roja             | 0             | 0             | 0.0%          | 0            |
| DIF                   | 0             | 0             | 0.0%          | 0            |
| <b>Total</b>          | <b>28,956</b> | <b>13,013</b> | <b>100.0%</b> | <b>2,270</b> |

NUEVA  
NORMALIDAD

2,270

Defunciones



# COVID-19 Sinaloa: Tipo de Paciente por Evolución Hospitalaria

TIPO DE PACIENTE REG. CONFIRMADO POR COVID-19, SIN

TIPO DE PACIENTE CONFIRMADO POR COVID-19, SINALOA POR EVOLUCION DE GRAVEDAD AL 03/ago/2020

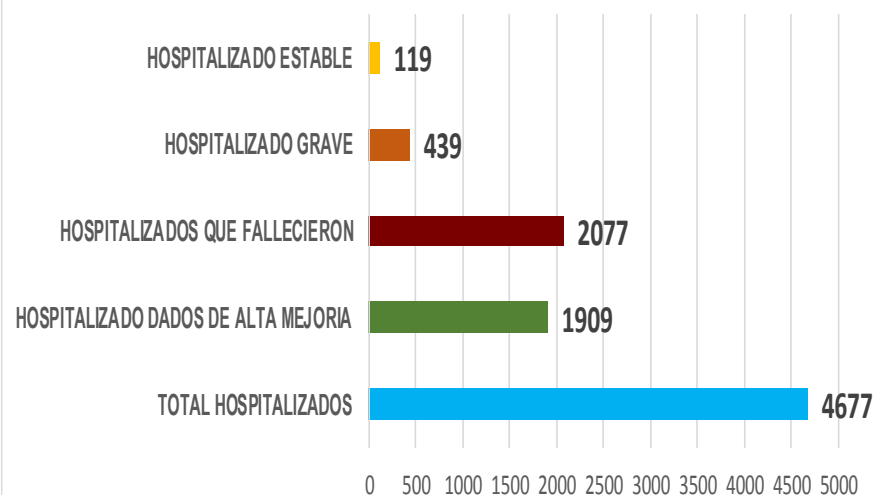
| EVOLUCION HOSPITALIA | Casos        | %             |
|----------------------|--------------|---------------|
| AMBULATORIO          | 8336         | 64.1%         |
| HOSPITALIZADO        | 4677         | 35.9%         |
|                      | <b>13013</b> | <b>100.0%</b> |

TIPO DE PACIENTE HOSPITALIZADOS Y CONFIRMADO POR COVID-19, SINALOA

|                                     |      |       |
|-------------------------------------|------|-------|
| TOTAL HOSPITALIZADOS                | 4677 | %     |
| HOSPITALIZADO DADOS DE ALTA MEJORIA | 1909 | 40.8% |
| HOSPITALIZADOS QUE FALLECIERON      | 2077 | 44.4% |
| HOSPITALIZADO GRAVE                 | 439  | 9.4%  |
| HOSPITALIZADO ESTABLE               | 119  | 2.5%  |

NUEVA NORMALIDAD

Tipo de paciente Hospitalizado y Confirmado por COVID-19



Casos Hospitalizados Intubados y Positivos a SARS-Cov-2

|                                     |     |        |
|-------------------------------------|-----|--------|
| Total de Casos Intubados            | 389 | 100.0% |
| Total de Intubados No Grave         | 3   | 0.8%   |
| Total de Intubados Grave            | 40  | 10.3%  |
| Total de Intubados con Alta Mejoria | 45  | 11.6%  |
| Total de Intubados Fallecidos       | 292 | 75.1%  |
| Total de Intubados Alta Traslado    | 7   | 1.8%   |



# COVID-19 Sinaloa: Casos confirmados y Defunciones por Ocupación

NUEVA  
NORMALIDAD

2,270

Defunciones

Confirmados  
acumulados

13,013



| OCUPACIÓN                                      | ESTATAL                    |                              |
|------------------------------------------------|----------------------------|------------------------------|
|                                                | CASOS CONFIRMADOS COVID-19 | DEFUNCIONES COVID-19 ESTATAL |
| OTROS TRABAJADORES DE LA SALUD                 | 859                        | 8                            |
| MEDICOS                                        | 792                        | 22                           |
| ENFERMERAS                                     | 1340                       | 8                            |
| DENTISTAS                                      | 28                         | 1                            |
| LABORATORISTAS                                 | 56                         | 1                            |
| OTROS PROFESIONISTAS                           | 294                        | 18                           |
| ESTUDIANTES                                    | 347                        | 11                           |
| JUBILADO / PENSIONADO                          | 1110                       | 558                          |
| GERENTES O PROPIETARIOS DE EMPRESAS O NEGOCIOS | 64                         | 11                           |
| HOGAR                                          | 2118                       | 655                          |
| COMERCIANTES DE MERCADOS FIJOS O AMBULANTES    | 211                        | 45                           |
| CHOFERES                                       | 124                        | 24                           |
| MAESTROS                                       | 144                        | 20                           |
| CAMPESINOS                                     | 169                        | 55                           |
| OBREROS                                        | 99                         | 29                           |
| OTROS                                          | 1522                       | 230                          |
| DESEMPLEADOS                                   | 789                        | 256                          |
| EMPLEADOS                                      | 2946                       | 318                          |

13012

2270

17.4%

| DEFUNCIONES EN PERSONAL DE LA SALUD POR GRUPO DE EDAD CON SARS-Cov2 |           |            |                                |                |           |           |               |
|---------------------------------------------------------------------|-----------|------------|--------------------------------|----------------|-----------|-----------|---------------|
| DEFUNCIONES POR GRUPO DE EDAD CON SARS-Cov2                         | MEDICOS   | ENFERMERAS | OTROS TRABAJADORES DE LA SALUD | LABORATORISTAS | DENTISTAS | Total     | %             |
| De 20 a 24 años                                                     | 0         | 0          | 0                              | 0              | 0         | 0         | 0.0%          |
| De 25 a 44 años                                                     | 2         | 3          | 0                              | 0              | 0         | 5         | 12.5%         |
| De 45 a 49 años                                                     | 2         | 1          | 1                              | 0              | 0         | 4         | 10.0%         |
| De 50 a 59 años                                                     | 5         | 4          | 4                              | 1              | 0         | 14        | 35.0%         |
| De 60 a 64 años                                                     | 4         | 0          | 0                              | 0              | 0         | 4         | 10.0%         |
| De 65 a 69 años                                                     | 6         | 0          | 2                              | 0              | 1         | 9         | 22.5%         |
| De 70 a 79 años                                                     | 3         | 0          | 1                              | 0              | 0         | 4         | 10.0%         |
| De 80 a 89 años                                                     | 0         | 0          | 0                              | 0              | 0         | 0         | 0.0%          |
| De 90 a 99 años                                                     | 0         | 0          | 0                              | 0              | 0         | 0         | 0.0%          |
| De 100 y más años                                                   | 0         | 0          | 0                              | 0              | 0         | 0         | 0.0%          |
| <b>Total general</b>                                                | <b>22</b> | <b>8</b>   | <b>8</b>                       | <b>1</b>       | <b>1</b>  | <b>40</b> | <b>100.0%</b> |

55.0% 20.0% 20.0% 2.5% 2.5% 100.0%



# COVID-19 Sinaloa: Casos confirmados en personal de la salud por Municipio

| CASOS CONFIRMADOS SARS-Cov2 EN PERSONAL DE LA SALUD POR MUNICIPIO |            |             |                                |                |           |             |              |
|-------------------------------------------------------------------|------------|-------------|--------------------------------|----------------|-----------|-------------|--------------|
| Municipios                                                        | MEDICOS    | ENFERMERAS  | OTROS TRABAJADORES DE LA SALUD | LABORATORISTAS | DENTISTAS | Total       | %            |
| AHOME                                                             | 146        | 269         | 211                            | 12             | 4         | 642         | 20.9%        |
| CHOIX                                                             | 1          | 2           | 2                              | 0              | 0         | 5           | 0.2%         |
| EL FUERTE                                                         | 6          | 20          | 11                             | 1              | 0         | 38          | 1.2%         |
| GUASAVE                                                           | 66         | 166         | 73                             | 8              | 2         | 315         | 10.2%        |
| SINALOA                                                           | 8          | 12          | 3                              | 1              | 0         | 24          | 0.8%         |
| ANGOSTURA                                                         | 11         | 14          | 1                              | 0              | 0         | 26          | 0.8%         |
| MOCORITO                                                          | 2          | 3           | 1                              | 0              | 0         | 6           | 0.2%         |
| SALVADOR ALVARADO                                                 | 37         | 48          | 19                             | 1              | 0         | 105         | 3.4%         |
| BADIRAGUATO                                                       | 0          | 1           | 1                              | 0              | 0         | 2           | 0.1%         |
| CULIACÁN                                                          | 340        | 478         | 346                            | 18             | 12        | 1194        | 38.8%        |
| NAVOLATO                                                          | 8          | 65          | 28                             | 0              | 1         | 102         | 3.3%         |
| COSALÁ                                                            | 7          | 3           | 2                              | 0              | 1         | 13          | 0.4%         |
| ELOTA                                                             | 3          | 1           | 1                              | 0              | 0         | 5           | 0.2%         |
| SAN IGNACIO                                                       | 0          | 0           | 0                              | 0              | 0         | 0           | 0.0%         |
| CONCORDIA                                                         | 2          | 1           | 0                              | 0              | 0         | 3           | 0.1%         |
| ESCUINAPA                                                         | 16         | 41          | 17                             | 0              | 1         | 75          | 2.4%         |
| MAZATLÁN                                                          | 133        | 209         | 141                            | 15             | 7         | 505         | 16.4%        |
| ROSARIO                                                           | 5          | 7           | 1                              | 0              | 0         | 13          | 0.4%         |
| <b>Total</b>                                                      | <b>791</b> | <b>1340</b> | <b>858</b>                     | <b>56</b>      | <b>28</b> | <b>3073</b> | <b>99.8%</b> |
| <b>Otro Estado</b>                                                | <b>3</b>   | <b>1</b>    | <b>2</b>                       | <b>0</b>       | <b>0</b>  | <b>6</b>    | <b>0.2%</b>  |

NUEVA NORMALIDAD

2,270

Defunciones

Confirmados acumulados

13,013



# COVID-19 Sinaloa: Casos confirmados en personal de la salud por Institución y Grupo de Edad

| CASOS CONFIRMADOS SARS-Cov2 EN PERSONAL DE LA SALUD POR INSTITUCION |            |             |                                |                |           |             |               |
|---------------------------------------------------------------------|------------|-------------|--------------------------------|----------------|-----------|-------------|---------------|
| INSTITUCION                                                         | MEDICOS    | ENFERMERAS  | OTROS TRABAJADORES DE LA SALUD | LABORATORISTAS | DENTISTAS | Total       | %             |
| SSA                                                                 | 342        | 434         | 300                            | 16             | 16        | 1108        | 36.0%         |
| IMSS                                                                | 309        | 683         | 458                            | 29             | 7         | 1486        | 48.3%         |
| IMSS_PR                                                             | 25         | 28          | 17                             | 1              | 1         | 72          | 2.3%          |
| ISSSTE                                                              | 46         | 123         | 43                             | 4              | 2         | 218         | 7.1%          |
| PEMEX                                                               | 0          | 0           | 0                              | 0              | 0         | 0           | 0.0%          |
| Privados                                                            | 24         | 16          | 6                              | 3              | 0         | 49          | 1.6%          |
| SEDENA                                                              | 1          | 2           | 1                              | 0              | 0         | 4           | 0.1%          |
| SEMAR                                                               | 3          | 11          | 3                              | 1              | 2         | 20          | 0.7%          |
| *Servicios                                                          | 31         | 33          | 19                             | 2              | 0         | 85          | 2.8%          |
| **Servicios                                                         | 11         | 10          | 12                             | 0              | 0         | 33          | 1.1%          |
| Universitaria                                                       | 0          | 0           | 0                              | 0              | 0         | 0           | 0.0%          |
| Cruz Roja                                                           | 0          | 0           | 0                              | 0              | 0         | 0           | 0.0%          |
| DIF                                                                 | 0          | 0           | 0                              | 0              | 0         | 0           | 0.0%          |
| <b>TOTAL</b>                                                        | <b>792</b> | <b>1340</b> | <b>859</b>                     | <b>56</b>      | <b>28</b> | <b>3075</b> | <b>100.0%</b> |

| CASOS CONFIRMADOS SARS-Cov2 EN PERSONAL DE LA SALUD POR GRUPO DE EDAD |            |             |                                |                |           |             |               |
|-----------------------------------------------------------------------|------------|-------------|--------------------------------|----------------|-----------|-------------|---------------|
| GRUPO DE EDAD EN PERSONAL DE LA SALUD CON COVID-19                    | MEDICOS    | ENFERMERAS  | OTROS TRABAJADORES DE LA SALUD | LABORATORISTAS | DENTISTAS | Total       | %             |
| De 20 a 24 años                                                       | 10         | 53          | 42                             | 3              | 0         | 108         | 3.5%          |
| De 25 a 44 años                                                       | 507        | 949         | 554                            | 33             | 14        | 2057        | 66.9%         |
| De 45 a 49 años                                                       | 79         | 174         | 124                            | 6              | 4         | 387         | 12.6%         |
| De 50 a 59 años                                                       | 112        | 148         | 111                            | 14             | 8         | 393         | 12.8%         |
| De 60 a 64 años                                                       | 49         | 10          | 12                             | 0              | 1         | 72          | 2.3%          |
| De 65 a 69 años                                                       | 21         | 4           | 7                              | 0              | 1         | 33          | 1.1%          |
| De 70 a 79 años                                                       | 8          | 2           | 7                              | 0              | 0         | 17          | 0.6%          |
| De 80 a 89 años                                                       | 4          | 0           | 0                              | 0              | 0         | 4           | 0.1%          |
| De 90 a 99 años                                                       | 2          | 1           | 0                              | 0              | 0         | 3           | 0.1%          |
| De 100 y más años                                                     | 0          | 0           | 0                              | 0              | 0         | 0           | 0.0%          |
| <b>Total general</b>                                                  | <b>792</b> | <b>1341</b> | <b>857</b>                     | <b>56</b>      | <b>28</b> | <b>3074</b> | <b>100.0%</b> |

NUEVA NORMALIDAD

2,270

Defunciones

Confirmados acumulados

13,013



\*Servicios Estatales (Hosp. Civil Culiacan)

\*\*Servicios Municipales ( Hosp. Maza de Juarez Mazatlan)



# SERVICIOS DE SALUD DE SINALOA

## SUBDIRECCION DE EPIDEMIOLOGIA

Situación de la Notificación de Casos y Defunciones en las Diferentes Unidades de Salud

| CLUES       | INSTIT | NOMBRE DE LA UNIDAD                    | Notificados | Confirmados | Defunciones Positivas a Sars-CoV-2 |
|-------------|--------|----------------------------------------|-------------|-------------|------------------------------------|
| SLSSA000024 | SSA    | HOSPITAL GENERAL LOS MOCHIS            | 845         | 453         | 172                                |
| SLSSA000963 | SSA    | HOSPITAL INTEGRAL CHOIX                | 14          | 6           | 0                                  |
| SLSSA002573 | SSA    | HOSPITAL INTEGRAL VALLE DEL CARRIZO    | 0           | 0           | 0                                  |
| SLSSA001255 | SSA    | HOSPITAL GENERAL GUASAVE               | 308         | 202         | 68                                 |
| SLSSA002136 | SSA    | HOSPITAL INTEGRAL DE SINALOA DE LEYVA  | 0           | 0           | 0                                  |
| SLSSA000193 | SSA    | HOSPITAL INTEGRAL ANGOSTURA            | 26          | 19          | 0                                  |
| SLSSA001716 | SSA    | HOSPITAL INTEGRAL MOCORITO             | 33          | 16          | 1                                  |
| SLSSA018113 | SSA    | HOSPITAL GENERAL DE GUAMUCHIL          | 442         | 265         | 41                                 |
| SLSSA000246 | SSA    | HOSPITAL INTEGRAL BADIRAGUATO          | 70          | 29          | 0                                  |
| SLSSA000666 | SSA    | HOSPITAL GENERAL CULIACÁN              | 1179        | 541         | 126                                |
| SLSSA002491 | SSA    | HOSPITAL INTEGRAL NAVOLATO             | 58          | 26          | 0                                  |
| SLSSA017582 | SSA    | HOSPITAL INTEGRAL VALLE DE SAN LORENZO | 2           | 0           | 0                                  |
| SLSSA018265 | SSA    | HOSPITAL GENERAL EL DORADO             | 106         | 23          | 0                                  |
| SLSSA000572 | SSA    | HOSPITAL INTEGRAL COSALA               | 105         | 45          | 0                                  |
| SLSSA017570 | SSA    | HOSPITAL INTEGRAL SAN IGNACIO          | 1           | 0           | 0                                  |
| SLSSA017594 | SSA    | HOSPITAL GENERAL LA CRUZ               | 17          | 4           | 0                                  |
| SLSSA000473 | SSA    | HOSPITAL INTEGRAL CONCORDIA            | 17          | 8           | 0                                  |
| SLSSA001873 | SSA    | HOSPITAL INTEGRAL DE EL ROSARIO        | 95          | 55          | 2                                  |
| SLSSA002585 | SSA    | HOSPITAL GENERAL DE MAZATLÁN           | 312         | 206         | 36                                 |
| SLSSA018253 | SSA    | HOSPITAL GENERAL ESCUINAPA             | 289         | 159         | 3                                  |

| TOTAL DE CASOS COVID-19 NOTIFICADOS EN MPIO. DE CULIACAN |             |        |                                            | 7537        | 3138        | 903                                  |
|----------------------------------------------------------|-------------|--------|--------------------------------------------|-------------|-------------|--------------------------------------|
| MUNICIPIO                                                | CLUES       | INSTIT | NOMBRE DE LA UNIDAD                        | Notificados | Confirmados | Defunciones (Positivas a SARS-CoV-2) |
| CULIACÁN                                                 | SLIMS000131 | IMSS   | HGR 1 CULIACÁN                             | 2615        | 1274        | 424                                  |
| CULIACÁN                                                 | SLIMS000184 | IMSS   | HGZMF 28 COSTA RICA                        | 537         | 173         | 47                                   |
| CULIACÁN                                                 | SLIST000073 | ISSSTE | C.M.F. CULIACAN                            | 9           | 6           | 0                                    |
| CULIACÁN                                                 | SLIST000085 | ISSSTE | DR. MANUEL CARDENAS DE LA VEGA             | 1352        | 521         | 202                                  |
| CULIACÁN                                                 | SLSME000016 | SME    | HOSPITAL CIVIL DE CULIACÁN                 | 634         | 382         | 82                                   |
| CULIACÁN                                                 | SLSMP000365 | SMP    | CLÍNICA DE REHABILITACIÓN Y ESPECIALIDADES | 41          | 21          | 1                                    |
| CULIACÁN                                                 | SLSMP000370 | SMP    | CLÍNICA HOSPITAL CULIACÁN S. A. DE C. V.   | 114         | 15          | 8                                    |
| CULIACÁN                                                 | SLSMP000394 | SMP    | SANATORIO CEMSI CHAPULTEPEC                | 16          | 2           | 0                                    |
| CULIACÁN                                                 | SLSMP000411 | SMP    | SANATORIO BATIZ RAMOS                      | 3           | 1           | 0                                    |
| CULIACÁN                                                 | SLSMP000440 | SMP    | OPERADORA NUEVA CLÍNICA SANTA MARÍA S.A DE | 23          | 6           | 3                                    |
| CULIACÁN                                                 | SLSMP000534 | SMP    | HOSPITAL ÁNGELES CULIACÁN                  | 469         | 2           | 0                                    |
| CULIACÁN                                                 | SLSSA017606 | SSA    | HOSPITAL DE LA MUJER                       | 72          | 17          | 1                                    |
| CULIACÁN                                                 | SLSSA018265 | SSA    | HOSPITAL GENERAL EL DORADO                 | 106         | 23          | 0                                    |
| CULIACÁN                                                 | SLSME000021 | SME    | -HOSPITAL PEDIATRICO                       | 6           | 2           | 0                                    |
| CULIACÁN                                                 | SLSSA002556 | SSA    | HOSPITAL PEDIATRICO DE SINALOA             | 284         | 100         | 3                                    |
| CULIACÁN                                                 | SLSMP002815 | SMP    | MEDICA DE LA CIUDAD                        | 77          | 52          | 6                                    |
| CULIACÁN                                                 | SLSSA000666 | SSA    | HOSPITAL GENERAL CULIACÁN                  | 1179        | 541         | 126                                  |



# SERVICIOS DE SALUD DE SINALOA

## SUBDIRECCION DE EPIDEMIOLOGIA

### Situación de la OCUPACION HOSPITALARIA en los Municipios

Registros del 01-jul-20 al 20-jul-20

| Municipios        | CAMAS COVID | Casos Acumulados | Defunciones Acumuladas | Hospitalizados Según Plataforma SISVER | PORCENTAJE DE OCUPACION HOSPITALARIA -SINALOA- |            |            |            |            |            |            |            |            |            |            |            |            |            |            |            |            |            |            |            |            |            |            |            |            |            |            |            |            |            |            |            |            |    |
|-------------------|-------------|------------------|------------------------|----------------------------------------|------------------------------------------------|------------|------------|------------|------------|------------|------------|------------|------------|------------|------------|------------|------------|------------|------------|------------|------------|------------|------------|------------|------------|------------|------------|------------|------------|------------|------------|------------|------------|------------|------------|------------|------------|----|
|                   |             |                  |                        |                                        | 01-jul-20                                      | 02-jul-20  | 03-jul-20  | 04-jul-20  | 05-jul-20  | 06-jul-20  | 07-jul-20  | 08-jul-20  | 09-jul-20  | 10-jul-20  | 11-jul-20  | 12-jul-20  | 13-jul-20  | 14-jul-20  | 15-jul-20  | 16-jul-20  | 17-jul-20  | 18-jul-20  | 19-jul-20  | 20-jul-20  | 21-jul-20  | 22-jul-20  | 23-jul-20  | 24-jul-20  | 25-jul-20  | 26-jul-20  | 27-jul-20  | 28-jul-20  | 29-jul-20  | 30-jul-20  | 31-jul-20  | 01-ago-20  | 02-ago-20  |    |
| AHOME             | 188         | 2,029            | 489                    | 891                                    | 81%                                            | 78%        | 78%        | 78%        | 80%        | 79%        | 77%        | 77%        | 77%        | 79%        | 78%        | 78%        | 79%        | 74%        | 76%        | 77%        | 77%        | 74%        | 76%        | 75%        | 68%        | 70%        | 71%        | 74%        | 71%        | 71%        | 71%        | 70%        | 74%        | 72%        | 73%        | 72%        | 72%        |    |
| CHOIX             | 3           | 30               | 6                      | 15                                     | 0%                                             | 0%         | 0%         | 0%         | 0%         | 0%         | 0%         | 0%         | 0%         | 0%         | 0%         | 0%         | 0%         | 0%         | 0%         | 0%         | 0%         | 0%         | 0%         | 0%         | 0%         | 0%         | 0%         | 0%         | 0%         | 0%         | 0%         | 0%         | 0%         | 0%         | 0%         | 0%         | 0%         |    |
| EL FUERTE         | 0           | 206              | 49                     | 105                                    | 0%                                             | 0%         | 0%         | 0%         | 0%         | 0%         | 0%         | 0%         | 0%         | 0%         | 0%         | 0%         | 0%         | 0%         | 0%         | 0%         | 0%         | 0%         | 0%         | 0%         | 0%         | 0%         | 0%         | 0%         | 0%         | 0%         | 0%         | 0%         | 0%         | 0%         | 0%         | 0%         | 0%         |    |
| GUASAVE           | 180         | 2,041            | 317                    | 572                                    | 52%                                            | 50%        | 51%        | 54%        | 56%        | 56%        | 48%        | 49%        | 49%        | 50%        | 51%        | 51%        | 51%        | 43%        | 47%        | 52%        | 49%        | 49%        | 47%        | 48%        | 40%        | 43%        | 33%        | 33%        | 32%        | 32%        | 32%        | 33%        | 32%        | 32%        | 32%        | 32%        | 33%        |    |
| SINALOA           | 3           | 184              | 19                     | 48                                     | 0%                                             | 0%         | 0%         | 0%         | 0%         | 0%         | 0%         | 0%         | 0%         | 0%         | 0%         | 0%         | 0%         | 0%         | 0%         | 0%         | 0%         | 0%         | 0%         | 0%         | 0%         | 0%         | 0%         | 0%         | 0%         | 0%         | 0%         | 0%         | 0%         | 0%         | 0%         | 0%         | 0%         |    |
| ANGOSTURA         | 3           | 165              | 38                     | 91                                     | 0%                                             | 0%         | 0%         | 0%         | 0%         | 0%         | 0%         | 0%         | 0%         | 0%         | 0%         | 0%         | 0%         | 0%         | 0%         | 0%         | 0%         | 0%         | 0%         | 0%         | 0%         | 0%         | 0%         | 0%         | 0%         | 0%         | 0%         | 0%         | 0%         | 0%         | 0%         | 0%         | 0%         |    |
| MOCORITO          | 3           | 74               | 17                     | 45                                     | 0%                                             | 0%         | 0%         | 0%         | 0%         | 0%         | 0%         | 0%         | 0%         | 0%         | 0%         | 0%         | 0%         | 0%         | 0%         | 0%         | 0%         | 0%         | 0%         | 0%         | 0%         | 0%         | 0%         | 0%         | 0%         | 0%         | 0%         | 0%         | 0%         | 0%         | 0%         | 0%         | 0%         |    |
| SALVADOR ALVARADO | 64          | 631              | 100                    | 251                                    | 50%                                            | 53%        | 55%        | 52%        | 56%        | 56%        | 64%        | 55%        | 55%        | 52%        | 52%        | 53%        | 53%        | 50%        | 53%        | 55%        | 53%        | 59%        | 61%        | 59%        | 55%        | 58%        | 53%        | 53%        | 61%        | 64%        | 61%        | 59%        | 58%        | 59%        | 53%        | 53%        | 55%        |    |
| BADIRAGUATO       | 3           | 52               | 9                      | 19                                     | 0%                                             | 0%         | 0%         | 0%         | 0%         | 0%         | 0%         | 0%         | 0%         | 0%         | 0%         | 0%         | 0%         | 0%         | 0%         | 0%         | 0%         | 0%         | 0%         | 0%         | 0%         | 0%         | 0%         | 0%         | 0%         | 0%         | 0%         | 0%         | 0%         | 0%         | 0%         | 0%         | 0%         | 0% |
| CULIACAN          | 491         | 4,655            | 800                    | 1,582                                  | 60%                                            | 62%        | 62%        | 64%        | 66%        | 66%        | 66%        | 65%        | 65%        | 67%        | 67%        | 68%        | 68%        | 68%        | 69%        | 70%        | 69%        | 67%        | 68%        | 67%        | 67%        | 66%        | 65%        | 65%        | 64%        | 64%        | 66%        | 64%        | 64%        | 65%        | 65%        | 65%        | 63%        |    |
| NAVOLATO          | 3           | 401              | 84                     | 147                                    | 0%                                             | 0%         | 0%         | 0%         | 0%         | 0%         | 0%         | 0%         | 0%         | 0%         | 0%         | 0%         | 0%         | 0%         | 0%         | 0%         | 0%         | 0%         | 0%         | 0%         | 0%         | 0%         | 0%         | 0%         | 0%         | 0%         | 0%         | 0%         | 0%         | 0%         | 0%         | 0%         | 0%         | 0% |
| COSALA            | 3           | 54               | 2                      | 6                                      | 0%                                             | 0%         | 0%         | 0%         | 0%         | 0%         | 0%         | 0%         | 0%         | 0%         | 0%         | 0%         | 0%         | 0%         | 0%         | 0%         | 0%         | 0%         | 0%         | 0%         | 0%         | 0%         | 0%         | 0%         | 0%         | 0%         | 0%         | 0%         | 0%         | 0%         | 0%         | 0%         | 0%         | 0% |
| ELOTA             | 15          | 32               | 4                      | 21                                     | 0%                                             | 0%         | 0%         | 0%         | 0%         | 0%         | 0%         | 0%         | 0%         | 0%         | 0%         | 0%         | 0%         | 0%         | 0%         | 0%         | 0%         | 0%         | 0%         | 0%         | 0%         | 0%         | 0%         | 0%         | 0%         | 0%         | 0%         | 0%         | 0%         | 0%         | 0%         | 0%         | 0%         | 0% |
| SAN IGNACIO       | 3           | 20               | 5                      | 15                                     | 0%                                             | 0%         | 0%         | 0%         | 0%         | 0%         | 0%         | 0%         | 0%         | 0%         | 0%         | 0%         | 0%         | 0%         | 0%         | 0%         | 0%         | 0%         | 0%         | 0%         | 0%         | 0%         | 0%         | 0%         | 0%         | 0%         | 0%         | 0%         | 0%         | 0%         | 0%         | 0%         | 0%         | 0% |
| CONCORDIA         | 3           | 30               | 5                      | 12                                     | 0%                                             | 0%         | 0%         | 0%         | 0%         | 0%         | 0%         | 0%         | 0%         | 0%         | 0%         | 0%         | 0%         | 0%         | 0%         | 0%         | 0%         | 0%         | 0%         | 0%         | 0%         | 0%         | 0%         | 0%         | 0%         | 0%         | 0%         | 0%         | 0%         | 0%         | 0%         | 0%         | 0%         | 0% |
| ESCUINAPA         | 80          | 219              | 19                     | 88                                     | 16%                                            | 16%        | 16%        | 16%        | 16%        | 16%        | 16%        | 16%        | 16%        | 18%        | 18%        | 18%        | 18%        | 14%        | 14%        | 14%        | 20%        | 14%        | 21%        | 14%        | 14%        | 14%        | 14%        | 5%         | 6%         | 6%         | 6%         | 6%         | 8%         | 8%         | 8%         | 8%         | 8%         |    |
| MAZATLAN          | 271         | 2,114            | 285                    | 716                                    | 59%                                            | 56%        | 55%        | 56%        | 57%        | 57%        | 58%        | 57%        | 57%        | 58%        | 54%        | 54%        | 55%        | 54%        | 52%        | 56%        | 50%        | 50%        | 53%        | 51%        | 50%        | 52%        | 52%        | 54%        | 55%        | 56%        | 55%        | 47%        | 52%        | 54%        | 52%        | 51%        | 54%        |    |
| ROSARIO           | 3           | 99               | 7                      | 41                                     | 0%                                             | 0%         | 0%         | 0%         | 0%         | 0%         | 0%         | 0%         | 0%         | 0%         | 0%         | 0%         | 0%         | 0%         | 0%         | 0%         | 0%         | 0%         | 0%         | 0%         | 0%         | 0%         | 0%         | 0%         | 0%         | 0%         | 0%         | 0%         | 0%         | 0%         | 0%         | 0%         | 0%         | 0% |
| <b>Total</b>      | <b>1319</b> | <b>13,036</b>    | <b>2255</b>            | <b>4,665</b>                           | <b>57%</b>                                     | <b>56%</b> | <b>56%</b> | <b>57%</b> | <b>59%</b> | <b>59%</b> | <b>57%</b> | <b>57%</b> | <b>57%</b> | <b>58%</b> | <b>58%</b> | <b>58%</b> | <b>59%</b> | <b>56%</b> | <b>57%</b> | <b>59%</b> | <b>57%</b> | <b>56%</b> | <b>57%</b> | <b>56%</b> | <b>54%</b> | <b>55%</b> | <b>53%</b> | <b>53%</b> | <b>53%</b> | <b>53%</b> | <b>54%</b> | <b>51%</b> | <b>52%</b> | <b>53%</b> | <b>52%</b> | <b>52%</b> | <b>52%</b> |    |

Fuente: Atencion Medica; <http://saludsinaloa.gob.mx/index.php/coronavirus/>



**SERVICIOS DE SALUD DE SINALOA**  
**SUBDIRECCION DE EPIDEMIOLOGIA**

**REPORTES POR  
JURISDICCION SANITARIA**

**PLATAFORMA SISVER**

# COVID-19 Sinaloa: Casos y Defunciones **JURISDICCIÓN MOCHIS**



**SALUD**  
SECRETARÍA DE SALUD

**NUEVA NORMALIDAD**

**544**

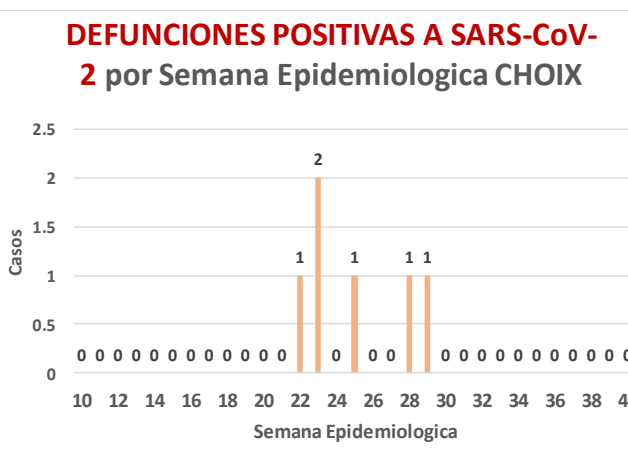
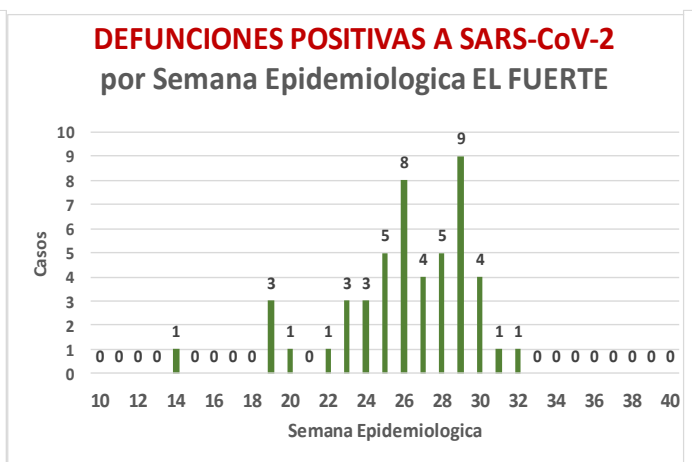
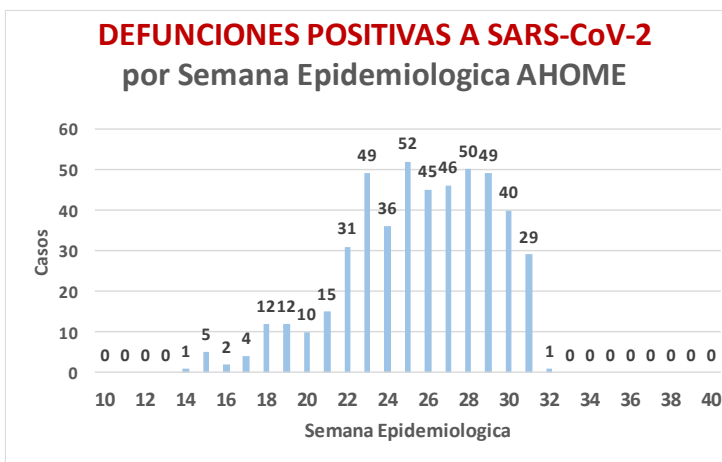
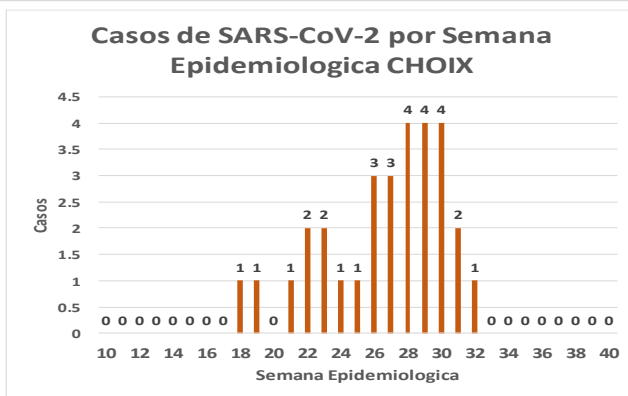
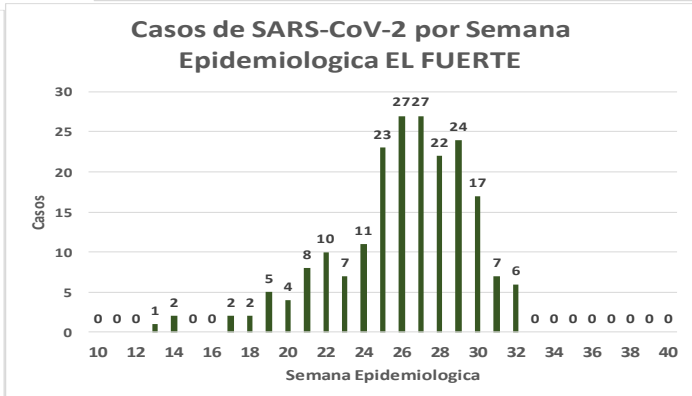
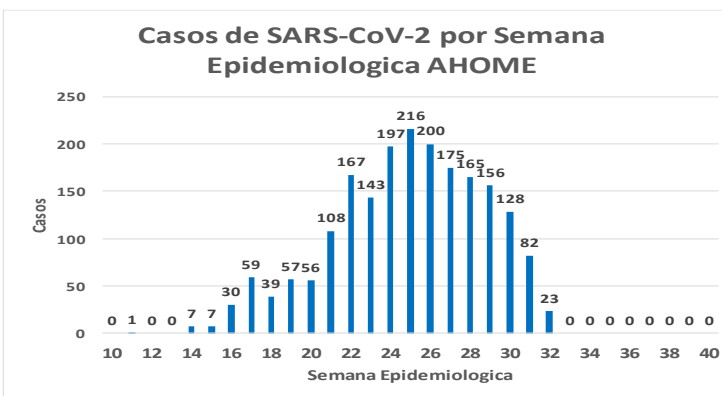
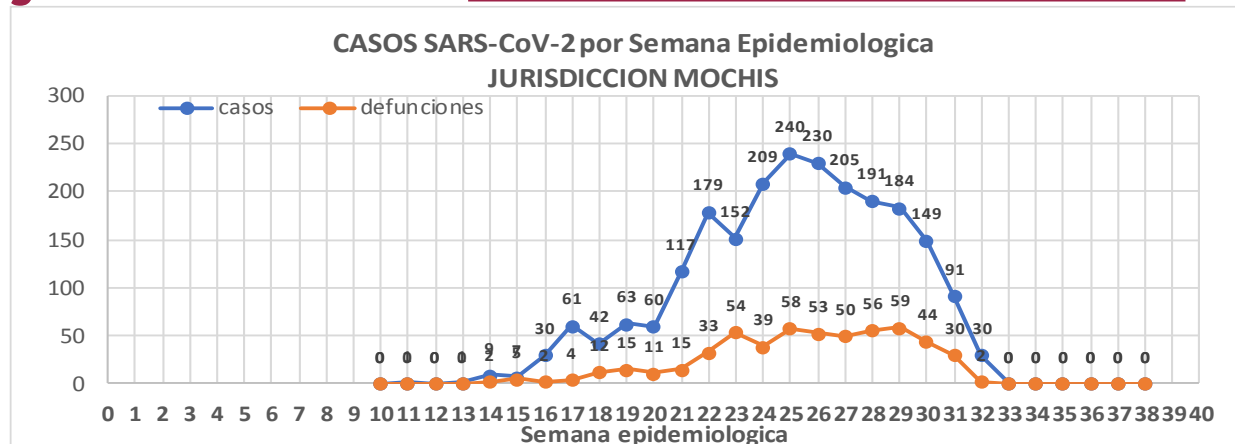
**Defunciones Jurisdicción Mochis**



Datos actualizados al **lunes, 03 de agosto de 2020**

| JURISDICCION SANITARIA | Casos Acum. SARS-CoV-2* | %      |
|------------------------|-------------------------|--------|
| Jurisd. No. 1 Mochis   | 2251                    | 100.0% |
| AHOME                  | 2016                    | 89.6%  |
| CHOIX                  | 30                      | 1.3%   |
| EL FUERTE              | 205                     | 9.1%   |

\* Municipio de residencia



# COVID-19 Sinaloa: Muestreo de Casos JURISDICCIÓN MOCHIS



NUEVA  
NORMALIDAD

544

Defunciones  
Jurisdicción  
Mochis



## JURISDICCION No. 1 , MOCHIS

| INSTITUCION        | NO ADECUADO | RECHAZADA | NO RECIBIDA | SOSPECHOSOS  | TOTAL CON MUESTRA | % SOSPECHOSOS |
|--------------------|-------------|-----------|-------------|--------------|-------------------|---------------|
| IMSS               | 0           | 36        | 13          | 1,882        | 1,931             | 47.8%         |
| IMSS-OPORTUNIDADES | 0           | 5         | 0           | 167          | 172               | 4.3%          |
| ISSSTE             | 0           | 0         | 0           | 283          | 283               | 7.0%          |
| PRIVADA            | 1           | 0         | 0           | 76           | 77                | 1.9%          |
| SEDENA             | 0           | 0         | 0           | 5            | 5                 | 0.1%          |
| SEMAR              | 0           | 0         | 1           | 74           | 75                | 1.9%          |
| SSA                | 4           | 0         | 0           | 1,491        | 1,495             | 37.0%         |
| PEMEX              | 0           | 0         | 0           | 0            | 0                 | 0.0%          |
| ESTATAL            | 0           | 0         | 0           | 3            | 3                 | 0.1%          |
| MUNICIPAL          | 0           | 1         | 0           | 0            | 1                 | 0.0%          |
| <b>TOTAL</b>       | <b>5</b>    | <b>42</b> | <b>14</b>   | <b>3,981</b> | <b>4,042</b>      | <b>100.0%</b> |
|                    | 0.1%        | 1.0%      | 0.3%        | 98.5%        | 100.0%            |               |

| RESULTADO DEFINITIVO EN PLATAFORMA SISVER; JUR MOCHIS |      |
|-------------------------------------------------------|------|
| SARS-CoV-2                                            | 2265 |
| NEGATIVO                                              | 1421 |
| NO RECIBIDA                                           | 14   |
| INF AH1N1 PMD                                         | 54   |
| RECHAZADA                                             | 42   |
| B                                                     | 18   |
| A H3                                                  | 1    |
| METAPNEUMOVIRUS                                       | 3    |
| ENTEROV//RHINOVIRUS                                   | 2    |
| CORONA OC43                                           | 0    |
| NO ADECUADO                                           | 5    |
| INF A                                                 | 4    |
| CORONA 229E                                           | 0    |
| CORONA NL63                                           | 0    |
| CORONA HKU1                                           | 0    |
| VSR                                                   | 1    |
| ADENOVIRUS                                            | 0    |
| PARAINFLUENZA 3                                       | 0    |
| NO SUBTIPIFICADO                                      | 0    |

INFORMACION AL DIA : lunes, 03 de agosto de 2020

## SE TOMO MUESTRA PERO SIN RECEPCION EN LABORATORIO

| Municipios                | IMSS      | IMSS-OPORTUNIDADES | ISSSTE    | PRIVADA  | SEDENA   | SEMAR    | SSA        | PEMEX    | ESTATAL  | MUNICIPAL | TOTAL      |
|---------------------------|-----------|--------------------|-----------|----------|----------|----------|------------|----------|----------|-----------|------------|
| AHOME                     | 59        | 2                  | 13        | 3        | 1        | 9        | 105        | 0        | 0        | 0         | 192        |
| CHOIX                     | 1         | 0                  | 1         | 0        | 0        | 0        | 1          | 0        | 0        | 0         | 3          |
| EL FUERTE                 | 4         | 9                  | 2         | 1        | 0        | 0        | 3          | 0        | 0        | 0         | 19         |
| <b>TOTAL JURISDICCION</b> | <b>64</b> | <b>11</b>          | <b>16</b> | <b>4</b> | <b>1</b> | <b>9</b> | <b>109</b> | <b>0</b> | <b>0</b> | <b>0</b>  | <b>214</b> |

# COVID-19 Sinaloa: Informe ejecutivo: JURISDICCIÓN MOCHIS

## Unidades de Salud que han reportado en SISVER

| MUNICIPIO                           | CLUES       | SECTOR   | UNIDAD                                       | Defunciones Acumuladas a la |                |            | Total Defunciones Asociadas a SarsCov-2 | Casos confirmados Acumulados a la |                |            | Total de Casos Confirmados | Tasa letalidad X 100 (D/G)*100 | Lugar Letalidad | PRUEBAS REALIZADAS Acumuladas a la |                |            | INDICE DE POSITIVIDAD | Lugar de Índice de Positividad |  |
|-------------------------------------|-------------|----------|----------------------------------------------|-----------------------------|----------------|------------|-----------------------------------------|-----------------------------------|----------------|------------|----------------------------|--------------------------------|-----------------|------------------------------------|----------------|------------|-----------------------|--------------------------------|--|
|                                     |             |          |                                              | SEM EPI NUM-30              | SEM EPI NUM-31 | Aumento    |                                         | SEM EPI NUM-30                    | SEM EPI NUM-31 | Aumento    |                            |                                |                 | SEM EPI NUM-30                     | SEM EPI NUM-31 | Aumento    |                       |                                |  |
| AHOME                               | SLSMP000831 | PRIVADA  | CLINICA ANGELES                              | 0                           | 0              | 0          | 0                                       | 0                                 | 0              | 0          | 1                          | 0.00                           | 12              | 0                                  | 0              | 0          | -                     | -                              |  |
| AHOME                               | SLSMP000032 | PRIVADA  | CLINICA SANTA MARIA                          | 0                           | 0              | 0          | 0                                       | 0                                 | 0              | 0          | 1                          | 0.00                           | 12              | 0                                  | 0              | 0          | -                     | -                              |  |
| AHOME                               | SLIMS000015 | IMSS     | HGP 2 LOS MOCHIS                             | 0                           | 0              | 0          | 2                                       | 0                                 | 0              | 0          | 60                         | 3.33                           | 8               | 1                                  | 2              | 1          | 0.00                  | 9                              |  |
| AHOME                               | SLIMS000020 | IMSS     | HGZ 49 LOS MOCHIS                            | 33                          | 24             | -9         | 324                                     | 70                                | 74             | 4          | 915                        | 35.41                          | 6               | 83                                 | 102            | 19         | 72.55                 | 4                              |  |
| AHOME                               | SLSMP000114 | PRIVADA  | HOSPITAL FATIMA                              | 2                           | 0              | -2         | 16                                      | 3                                 | 0              | -3         | 43                         | 37.21                          | 5               | 5                                  | 0              | -5         | -                     | -                              |  |
| AHOME                               | SLSMP000155 | PRIVADA  | HOSPITAL GENERAL CENTRO MEDICO DE LOS MOCHIS | 0                           | 0              | 0          | 1                                       | 0                                 | 0              | 0          | 2                          | 50.00                          | 1               | 0                                  | 0              | 0          | -                     | -                              |  |
| AHOME                               | SLSSA000024 | SSA      | HOSPITAL GENERAL LOS MOCHIS                  | 9                           | 3              | -6         | 172                                     | 40                                | 4              | -36        | 453                        | 37.97                          | 3               | 55                                 | 13             | -42        | 30.77                 | 7                              |  |
| AHOME                               | SLIST000015 | ISSSTE   | LOS MOCHIS                                   | 5                           | 4              | -1         | 82                                      | 17                                | 8              | -9         | 219                        | 37.44                          | 4               | 28                                 | 12             | -16        | 66.67                 | 5                              |  |
| AHOME                               | SLSSA000036 | SSA      | LOS MOCHIS                                   | 0                           | 0              | 0          | 0                                       | 0                                 | 0              | 0          | 0                          | -                              | -               | 0                                  | 0              | 0          | -                     | -                              |  |
| AHOME                               | SLSSA017332 | SSA      | OFICINAS JURISDICCIONALES                    | 0                           | 0              | 0          | 2                                       | 10                                | 6              | -4         | 314                        | 0.64                           | 11              | 62                                 | 42             | -20        | 14.29                 | 8                              |  |
| AHOME                               | SLSMP000061 | PRIVADA  | SALUD INTEGRAL SINALOENSE C.S.               | 0                           | 0              | 0          | 1                                       | 0                                 | 1              | 1          | 9                          | 11.11                          | 7               | 0                                  | 1              | 1          | 100.00                | 1                              |  |
| AHOME                               | SLSMA000010 | SEMAR    | SANATORIO NAVAL DE TOPOLOBAMPO               | 0                           | 0              | 0          | 1                                       | 5                                 | 0              | -5         | 46                         | 2.17                           | 9               | 6                                  | 0              | -6         | -                     | -                              |  |
| AHOME                               | SLIMS000085 | IMSS     | UMF 5 TOPOLOBAMPO                            | 0                           | 0              | 0          | 0                                       | 0                                 | 0              | 0          | 2                          | 0.00                           | 12              | 0                                  | 0              | 0          | -                     | -                              |  |
| AHOME                               | SLIMS000032 | IMSS     | UMF 37 LOS MOCHIS                            | 0                           | 0              | 0          | 5                                       | 6                                 | 3              | -3         | 238                        | 2.10                           | 10              | 12                                 | 7              | -5         | 42.86                 | 6                              |  |
| AHOME                               | SLIMS000044 | IMSS     | UMFH 6 AHOME                                 | 0                           | 0              | 0          | 0                                       | 0                                 | 1              | 1          | 2                          | 0.00                           | 12              | 1                                  | 1              | 0          | 100.00                | 1                              |  |
| AHOME                               | SLIMS000073 | IMSS     | UMFH 13 SAN MIGUEL                           | 0                           | 0              | 0          | 1                                       | 0                                 | 1              | 1          | 2                          | 50.00                          | 1               | 0                                  | 1              | 1          | 100.00                | 1                              |  |
| AHOME                               | SLIMS000476 | IMSS     | UMFH 33 EL CARRIZO                           | 0                           | 0              | 0          | 0                                       | 0                                 | 0              | 0          | 0                          | -                              | -               | 0                                  | 1              | 1          | 0.00                  | 9                              |  |
| AHOME                               | SLIMS000061 | IMSS     | UMFH 7 HIGUERA                               | 0                           | 0              | 0          | 0                                       | 0                                 | 0              | 0          | 2                          | 0.00                           | 12              | 0                                  | 0              | 0          | -                     | -                              |  |
| <b>TOTAL MPIO. AHOME</b>            |             |          |                                              | <b>49</b>                   | <b>31</b>      | <b>-18</b> | <b>607</b>                              | <b>151</b>                        | <b>98</b>      | <b>-53</b> | <b>2309</b>                | <b>26.29</b>                   |                 | <b>253</b>                         | <b>182</b>     | <b>-71</b> | <b>53.85</b>          |                                |  |
| CHOIX                               | SLSSA018352 | SSA      | CENTRO DE SALUD CHOIX                        | 0                           | 0              | 0          | 0                                       | 1                                 | 0              | -1         | 1                          | 0.00                           | 1               | 2                                  | 0              | -2         | -                     | -                              |  |
| CHOIX                               | SLSSA000963 | SSA      | HOSPITAL INTEGRAL CHOIX                      | 0                           | 0              | 0          | 0                                       | 0                                 | 0              | 0          | 6                          | 0.00                           | 1               | 0                                  | 0              | 0          | -                     | -                              |  |
| <b>TOTAL MPIO. CHOIX</b>            |             |          |                                              | <b>0</b>                    | <b>0</b>       | <b>0</b>   | <b>0</b>                                | <b>1</b>                          | <b>0</b>       | <b>-1</b>  | <b>7</b>                   | <b>-</b>                       |                 | <b>2</b>                           | <b>0</b>       | <b>-2</b>  | <b>-</b>              |                                |  |
| EL FUERTE                           | SLIMO000576 | IMSS-OPC | HR FUERTE, EL                                | 1                           | 0              | -1         | 11                                      | 8                                 | 6              | -2         | 105                        | 10.48                          | 2               | 9                                  | 10             | 1          | 60.00                 | -                              |  |
| EL FUERTE                           | SLIMS000266 | IMSS     | UMF 14 SANTA ROSA                            | 0                           | 1              | 1          | 1                                       | 0                                 | 0              | 0          | 2                          | 50.00                          | 1               | 0                                  | 0              | 0          | -                     | -                              |  |
| EL FUERTE                           | SLIMS000522 | IMSS     | UMF 43 SAN BLAS                              | 0                           | 0              | 0          | 0                                       | 0                                 | 0              | 0          | 1                          | 0.00                           | 3               | 0                                  | 0              | 0          | -                     | -                              |  |
| <b>TOTAL MPIO. EL FUERTE</b>        |             |          |                                              | <b>1</b>                    | <b>1</b>       | <b>0</b>   | <b>12</b>                               | <b>8</b>                          | <b>6</b>       | <b>-2</b>  | <b>108</b>                 | <b>11.11</b>                   |                 | <b>9</b>                           | <b>10</b>      | <b>1</b>   | <b>60.00</b>          |                                |  |
| <b>TOTAL JURISDICCION 1, MOCHIS</b> |             |          |                                              | <b>50</b>                   | <b>32</b>      | <b>-18</b> | <b>619</b>                              | <b>160</b>                        | <b>104</b>     | <b>-56</b> | <b>2,424</b>               | <b>25.54</b>                   |                 |                                    | <b>264</b>     | <b>192</b> | <b>-72</b>            | <b>54.17</b>                   |  |

**NUEVA NORMALIDAD**

**INDICE DE POSITIVIDAD**  
**54.17**

**TASA DE LETALIDAD**  
**25.54**





# COVID-19 Sinaloa: Casos y Defunciones **JURISDICCIÓN CULIACÁN**



**SALUD**  
SECRETARÍA DE SALUD

**NUEVA NORMALIDAD**

**893**

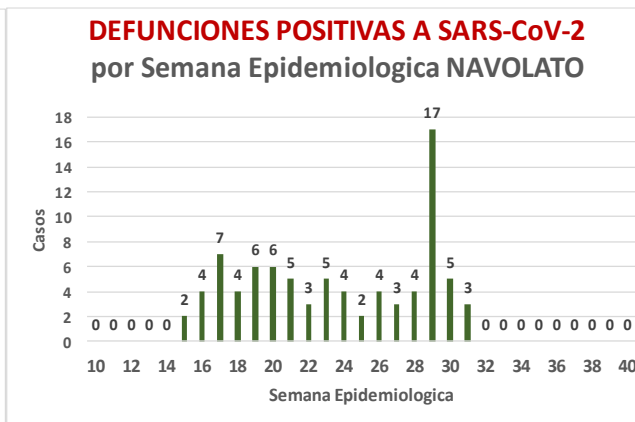
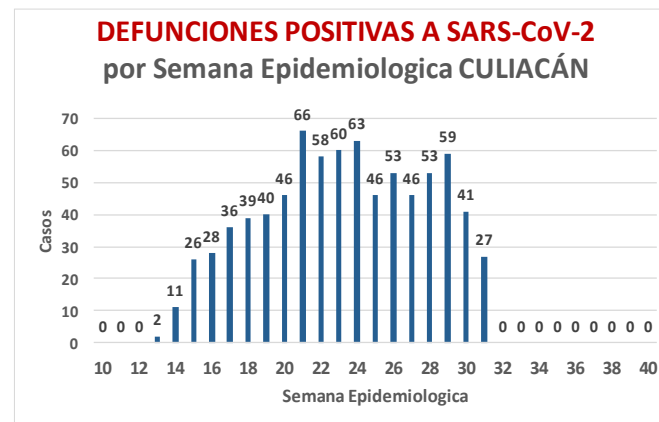
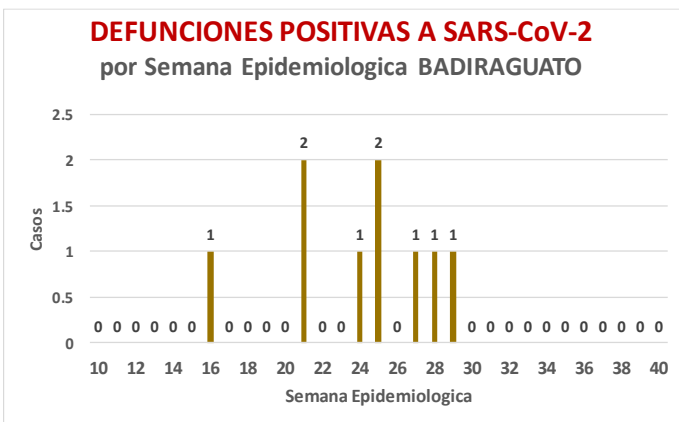
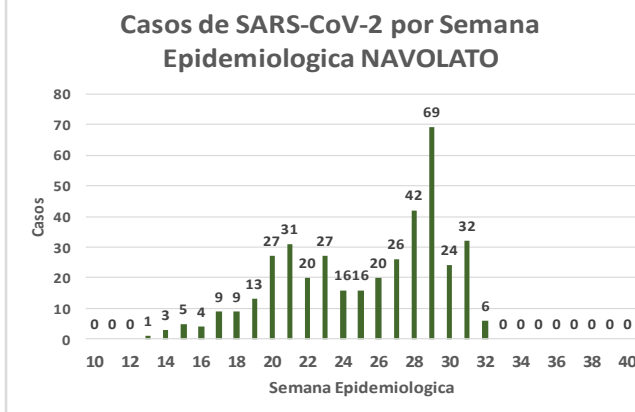
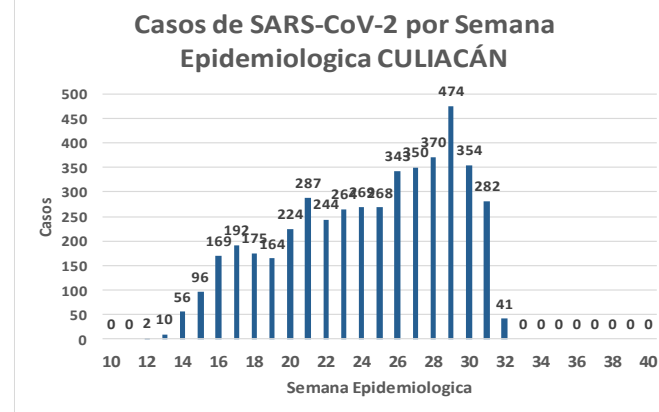
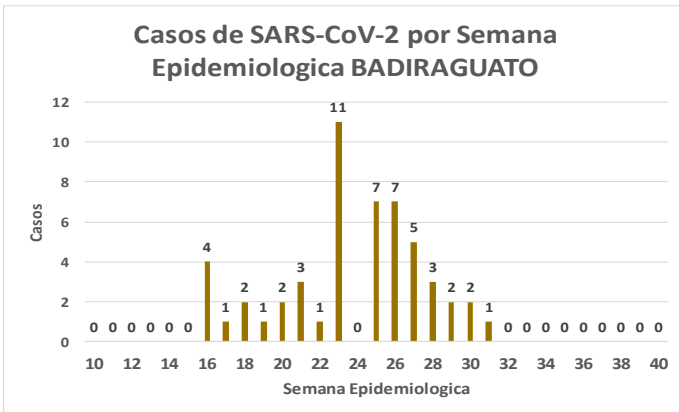
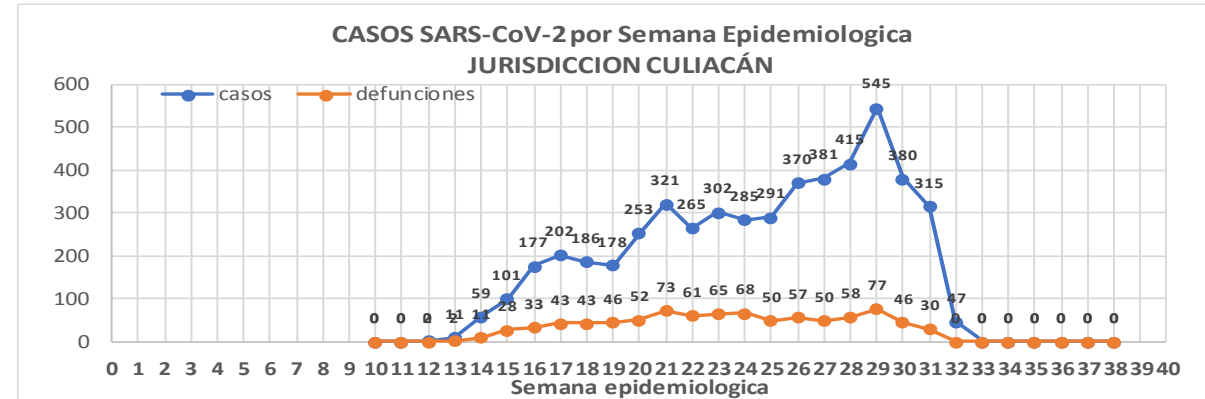
**Defunciones Jurisdicción Culiacán**



Datos actualizados al **lunes, 03 de agosto de 2020**

| JURISDICCION SANITARIA        | Casos Acum. SARS-CoV-2* | %             |
|-------------------------------|-------------------------|---------------|
| <b>Jurisd. No. 4 Culiacán</b> | <b>5086</b>             | <b>100.0%</b> |
| BADIRAGUATO                   | 52                      | 1.0%          |
| CULIACAN                      | 4634                    | 91.1%         |
| NAVOLATO                      | 400                     | 7.9%          |

\* Municipio de residencia



# COVID-19 Sinaloa: Muestreo de Casos **JURISDICCIÓN CULIACÁN**



**SALUD**  
SECRETARÍA DE SALUD

## Jurisd. No. 4 Culiacán

| INSTITUCION        | NO ADECUADO | RECHAZADA  | NO RECIBIDA | SOSPECHOSOS   | TOTAL CON MUESTRA | % SOSPECHOSOS |
|--------------------|-------------|------------|-------------|---------------|-------------------|---------------|
| IMSS               | 0           | 161        | 60          | 4,392         | 4,613             | 42.2%         |
| IMSS-OPORTUNIDADES | 0           | 0          | 0           | 19            | 19                | 0.2%          |
| ISSSTE             | 2           | 4          | 17          | 747           | 770               | 7.0%          |
| PRIVADA            | 1           | 3          | 152         | 465           | 621               | 5.7%          |
| SEDENA             | 0           | 0          | 0           | 10            | 10                | 0.1%          |
| SEMAR              | 0           | 0          | 0           | 0             | 0                 | 0.0%          |
| SSA                | 8           | 24         | 23          | 4,252         | 4,307             | 39.4%         |
| PEMEX              | 0           | 0          | 0           | 0             | 0                 | 0.0%          |
| ESTATAL            | 0           | 3          | 2           | 581           | 586               | 5.4%          |
| MUNICIPAL          | 0           | 0          | 0           | 0             | 0                 | 0.0%          |
| <b>TOTAL</b>       | <b>11</b>   | <b>195</b> | <b>254</b>  | <b>10,466</b> | <b>10,926</b>     | <b>100.0%</b> |

0.1% 1.8% 2.3% 95.8% 100.0%

## RESULTADO DEFINITIVO EN PLATAFORMA SISVER; JUR CULIACAN

|                     |      |
|---------------------|------|
| SARS-CoV-2          | 5108 |
| NEGATIVO            | 4303 |
| NO RECIBIDA         | 254  |
| INF AH1N1 PMD       | 26   |
| RECHAZADA           | 195  |
| B                   | 26   |
| A H3                | 7    |
| METAPNEUMOVIRUS     | 1    |
| ENTEROV//RHINOVIRUS | 10   |
| CORONA OC43         | 1    |
| NO ADECUADO         | 11   |
| INF A               | 4    |
| CORONA 229E         | 1    |
| CORONA NL63         | 1    |
| CORONA HKU1         | 1    |
| VSR                 | 1    |
| ADENOVIRUS          | 0    |
| PARAINFLUENZA 3     | 1    |
| NO SUBTIPIFICADO    | 1    |

NUEVA NORMALIDAD

893

Defunciones  
Jurisdicción  
Culiacán

INFORMACION AL DIA : lunes, 03 de agosto de 2020

## SE TOMO MUESTRA PERO SIN RECEPCION EN LABORATORIO

| Municipios                | IMSS       | IMSS-OPORTUNIDADES | ISSSTE    | PRIVADA    | SEDENA   | SEMAR    | SSA        | PEMEX    | ESTATAL   | MUNICIPAL | TOTAL      |
|---------------------------|------------|--------------------|-----------|------------|----------|----------|------------|----------|-----------|-----------|------------|
| BADIRAGUATO               | 0          | 0                  | 0         | 1          | 0        | 0        | 8          | 0        | 0         | 0         | 9          |
| CULIACAN                  | 298        | 0                  | 64        | 295        | 1        | 0        | 245        | 0        | 25        | 0         | 928        |
| NAVOLATO                  | 31         | 0                  | 3         | 5          | 0        | 0        | 15         | 0        | 3         | 0         | 57         |
| <b>TOTAL JURISDICCION</b> | <b>329</b> | <b>0</b>           | <b>67</b> | <b>301</b> | <b>1</b> | <b>0</b> | <b>268</b> | <b>0</b> | <b>28</b> | <b>0</b>  | <b>994</b> |





# COVID-19 Sinaloa: Casos y Defunciones **JURISDICCIÓN MAZATLÁN**



**SALUD**  
SECRETARÍA DE SALUD

**NUEVA NORMALIDAD**

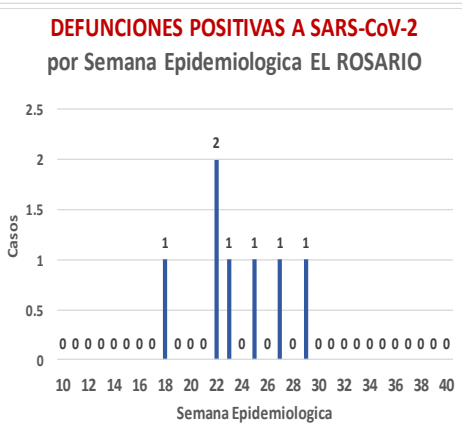
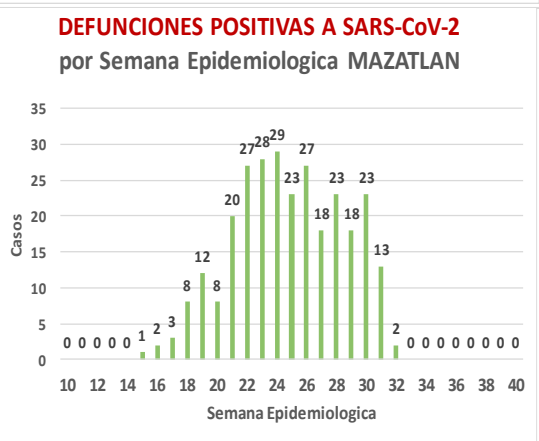
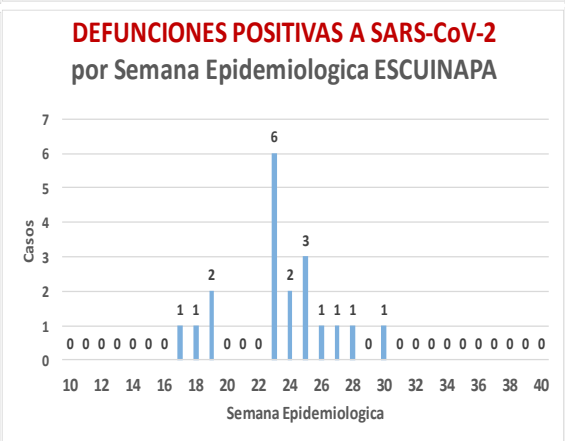
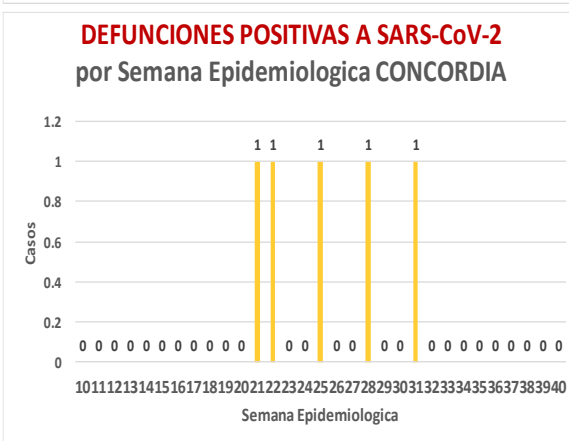
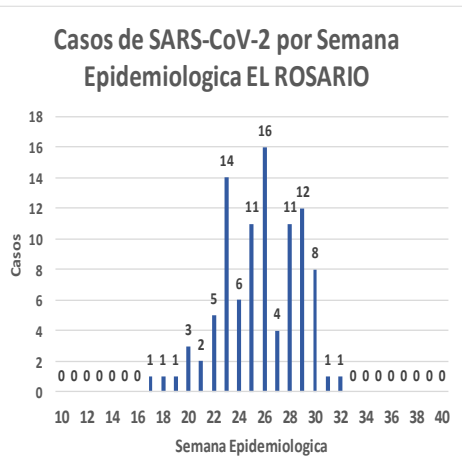
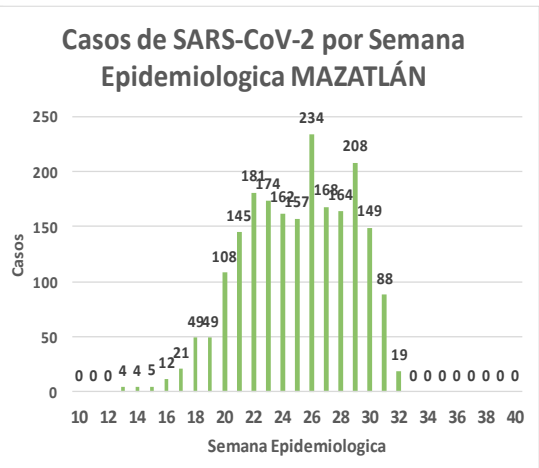
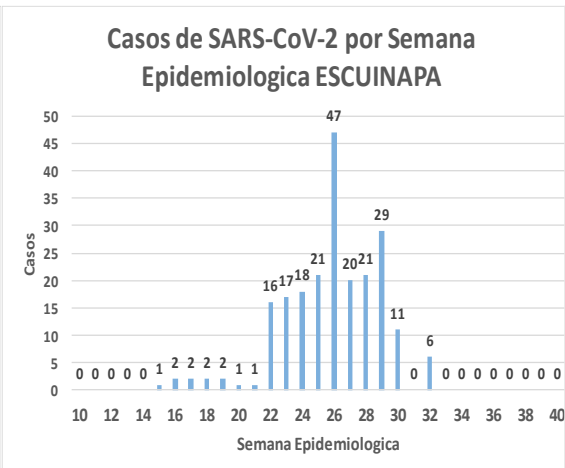
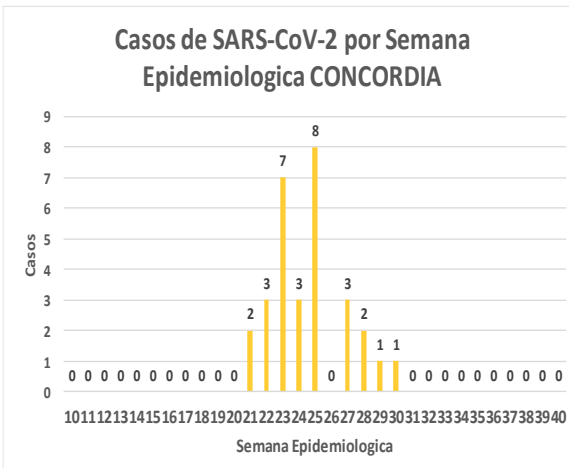
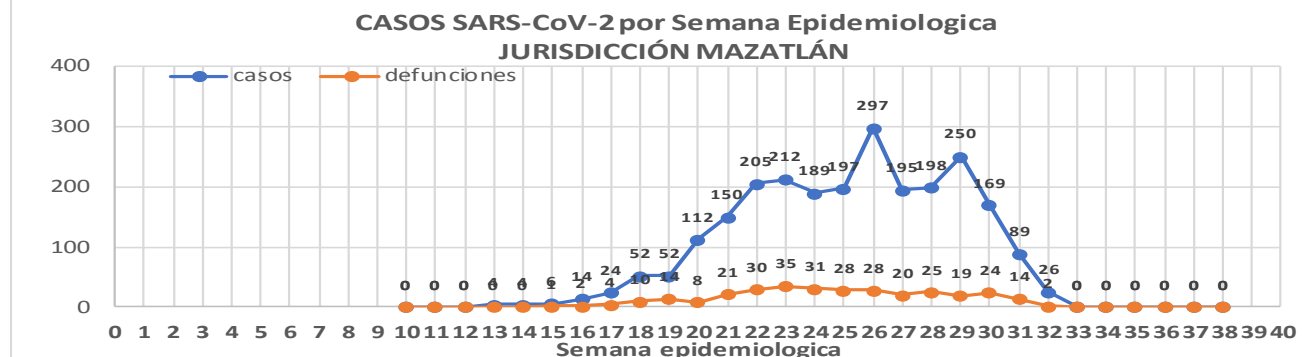
**316**  
Defunciones  
Jurisdicción  
Mazatlán



Datos actualizados al **lunes, 03 de agosto de 2020**

| JURISDICCION SANITARIA        | Casos Acum. SARS-CoV-2* | %             |
|-------------------------------|-------------------------|---------------|
| <b>Jurisd. No. 6 Mazatlan</b> | <b>2445</b>             | <b>100.0%</b> |
| CONCORDIA                     | 30                      | 1.2%          |
| ESCUINAPA                     | 217                     | 8.9%          |
| <b>MAZATLAN</b>               | <b>2101</b>             | <b>85.9%</b>  |
| ROSARIO                       | 97                      | 4.0%          |

\* Municipio de residencia



# COVID-19 Sinaloa: Muestreo de Casos **JURISDICCIÓN MAZATLÁN**



**SALUD**  
SECRETARÍA DE SALUD

**NUEVA  
NORMALIDAD**

**316**

**Defunciones  
Jurisdicción  
MAZATLÁN**



## RESULTADO DEFINITIVO EN PLATAFORMA SISVER; JUR MAZATLÁN

|                            |             |
|----------------------------|-------------|
| <b>SARS-CoV-2</b>          | <b>2462</b> |
| <b>NEGATIVO</b>            | <b>1550</b> |
| <b>NO RECIBIDA</b>         | <b>24</b>   |
| <b>INF AH1N1 PMD</b>       | <b>4</b>    |
| <b>RECHAZADA</b>           | <b>62</b>   |
| <b>B</b>                   | <b>7</b>    |
| <b>A H3</b>                | <b>6</b>    |
| <b>METAPNEUMOVIRUS</b>     | <b>1</b>    |
| <b>ENTEROV//RHINOVIRUS</b> | <b>1</b>    |
| <b>CORONA OC43</b>         | <b>0</b>    |
| <b>NO ADECUADO</b>         | <b>9</b>    |
| <b>INF A</b>               | <b>0</b>    |
| <b>CORONA 229E</b>         | <b>0</b>    |
| <b>CORONA NL63</b>         | <b>0</b>    |
| <b>CORONA HKU1</b>         | <b>0</b>    |
| <b>VSR</b>                 | <b>0</b>    |
| <b>ADENOVIRUS</b>          | <b>0</b>    |
| <b>PARAINFLUENZA 3</b>     | <b>0</b>    |
| <b>NO SUBTIPIFICADO</b>    | <b>0</b>    |

### Jurisd. No. 6 Mazatlan

| INSTITUCION        | NO ADECUADO | RECHAZADA | NO RECIBIDA | SOSPECHOSOS  | TOTAL CON MUESTRA | % SOSPECHOSOS |
|--------------------|-------------|-----------|-------------|--------------|-------------------|---------------|
| IMSS               | 0           | 23        | 9           | 1,458        | 1,490             | 33.5%         |
| IMSS-OPORTUNIDADES | 0           | 11        | 0           | 131          | 142               | 3.2%          |
| ISSSTE             | 0           | 9         | 3           | 266          | 278               | 6.3%          |
| PRIVADA            | 2           | 0         | 1           | 221          | 224               | 5.0%          |
| SEDENA             | 0           | 2         | 2           | 162          | 166               | 3.7%          |
| SEMAR              | 0           | 7         | 2           | 102          | 111               | 2.5%          |
| SSA                | 5           | 10        | 7           | 1,774        | 1,796             | 40.4%         |
| PEMEX              | 0           | 0         | 0           | 0            | 0                 | 0.0%          |
| ESTATAL            | 0           | 0         | 0           | 1            | 1                 | 0.0%          |
| MUNICIPAL          | 2           | 0         | 0           | 235          | 237               | 5.3%          |
| <b>TOTAL</b>       | <b>9</b>    | <b>62</b> | <b>24</b>   | <b>4,350</b> | <b>4,445</b>      | <b>100.0%</b> |

0.2%   1.4%   0.5%   97.9%   100.0%

INFORMACION AL DIA : lunes, 03 de agosto de 2020

## SE TOMO MUESTRA PERO SIN RECEPCION EN LABORATORIO

| Municipios   | IMSS      | IMSS- OPORTUNIDADES | ISSSTE    | PRIVADA   | SEDENA    | SEMAR     | SSA        | PEMEX    | ESTATAL  | MUNICIPAL | TOTAL      |
|--------------|-----------|---------------------|-----------|-----------|-----------|-----------|------------|----------|----------|-----------|------------|
| CONCORDIA    | 0         | 1                   | 1         | 1         | 0         | 0         | 3          | 0        | 0        | 0         | 6          |
| ESCUINAPA    | 1         | 0                   | 2         | 0         | 1         | 0         | 19         | 0        | 0        | 0         | 23         |
| MAZATLAN     | 60        | 11                  | 24        | 64        | 20        | 12        | 77         | 0        | 0        | 10        | 278        |
| ROSARIO      | 0         | 0                   | 2         | 3         | 0         | 0         | 7          | 0        | 0        | 0         | 307        |
| <b>TOTAL</b> | <b>61</b> | <b>12</b>           | <b>29</b> | <b>68</b> | <b>21</b> | <b>12</b> | <b>106</b> | <b>0</b> | <b>0</b> | <b>10</b> | <b>614</b> |

# COVID-19 Sinaloa: Informe ejecutivo: JURISDICCIÓN MAZATLÁN



## Unidades de Salud que han reportado en SISVER

| MUNICIPIO                             | CLUES       | SECTOR             | UNIDAD                                      | Defunciones Acumuladas a la |                |            | Total Defunciones Asociadas a SarsCov-2 | Casos confirmados Acumulados a la |                |            | Total de Casos Confirmados | Tasa letalidad X 100 (D/G)*100 | Lugar Letalidad | PRUEBAS REALIZADAS Acumuladas a la |                |             | INDICE DE POSITIVIDAD | Lugar de Índice de POSITIVIDAD |
|---------------------------------------|-------------|--------------------|---------------------------------------------|-----------------------------|----------------|------------|-----------------------------------------|-----------------------------------|----------------|------------|----------------------------|--------------------------------|-----------------|------------------------------------|----------------|-------------|-----------------------|--------------------------------|
|                                       |             |                    |                                             | SEM EPI NUM-30              | SEM EPI NUM-31 | Aumento    |                                         | SEM EPI NUM-30                    | SEM EPI NUM-31 | Aumento    |                            |                                |                 | SEM EPI NUM-30                     | SEM EPI NUM-31 | Aumento     |                       |                                |
| MAZATLÁN                              | XXDES002099 | SSA                | BRIGADA EPIDEMIOLOGICA MAZATLAN             | 0                           | 0              | 0          | 0                                       | 0                                 | 0              | 0          | 0                          | -                              | -               | 0                                  | 0              | 0           | -                     | -                              |
| MAZATLÁN                              | SLSMP000732 | PRIVADA            | CLINICA HOSPITAL MARIA DEL MAR              | 0                           | 0              | 0          | 2                                       | 0                                 | 0              | 0          | 11                         | 18.18                          | 5               | 0                                  | 0              | 0           | -                     | -                              |
| MAZATLÁN                              | SLSMP000621 | PRIVADA            | CLINICA DEL MAR DE MAZATLAN S.A DE C.V.     | 0                           | 0              | 0          | 3                                       | 2                                 | 0              | -2         | 18                         | 16.67                          | 7               | 3                                  | 0              | -3          | -                     | -                              |
| MAZATLÁN                              | SLIMS000341 | IMSS               | HGZMF 3 MAZATLAN                            | 16                          | 6              | -10        | 161                                     | 45                                | 53             | 8          | 742                        | 21.70                          | 3               | 90                                 | 93             | 3           | 56.99                 | 4                              |
| MAZATLÁN                              | SLSSA002585 | SSA                | HOSPITAL GENERAL DE MAZATLAN                | 0                           | 0              | 0          | 36                                      | 6                                 | 5              | -1         | 206                        | 17.48                          | 6               | 7                                  | 10             | 3           | 50.00                 | 5                              |
| MAZATLÁN                              | SLSMM000014 | MUNICIPAL          | HOSPITAL MARGARITA MAZA DE JUAREZ           | 0                           | 0              | 0          | 9                                       | 12                                | 4              | -8         | 149                        | 6.04                           | 11              | 16                                 | 10             | -6          | 40.00                 | 9                              |
| MAZATLÁN                              | SLSMP002844 | PRIVADA            | HOSPITAL MARINA MAZATLAN                    | 0                           | 0              | 0          | 4                                       | 2                                 | 0              | -2         | 55                         | 7.27                           | 10              | 5                                  | 0              | -5          | -                     | -                              |
| MAZATLÁN                              | SLSDN000016 | SEDENA             | HOSPITAL MILITAR REGIONAL DE MAZATLAN, SIN. | 2                           | 2              | 0          | 12                                      | 11                                | 3              | -8         | 119                        | 10.08                          | 9               | 14                                 | 4              | -10         | 75.00                 | 2                              |
| MAZATLÁN                              | SLSMA000022 | SEMAR              | HOSPITAL NAVAL DE MAZATLAN                  | 0                           | 0              | 0          | 18                                      | 7                                 | 1              | -6         | 62                         | 29.03                          | 2               | 17                                 | 2              | -15         | 50.00                 | 5                              |
| MAZATLÁN                              | SLSMP000616 | PRIVADA            | HOSPITAL SHARP MAZATLAN S. A DE C. V.       | 0                           | 0              | 0          | 7                                       | 0                                 | 0              | 0          | 35                         | 20.00                          | 4               | 0                                  | 0              | 0           | -                     | -                              |
| MAZATLÁN                              | SLIMO000733 | IMSS-OPORTUNIDADES | HR VILLA UNION                              | 2                           | 0              | -2         | 8                                       | 8                                 | 5              | -3         | 79                         | 10.13                          | 8               | 12                                 | 12             | 0           | 41.67                 | 8                              |
| MAZATLÁN                              | SLSSA002655 | SSA                | JURISDICCION SANITARIA VI MAZATLAN          | 0                           | 0              | 0          | 0                                       | 28                                | 8              | -20        | 262                        | 0.00                           | 14              | 72                                 | 23             | -49         | 34.78                 | 11                             |
| MAZATLÁN                              | SLIST000196 | ISSSTE             | MAZATLAN                                    | 4                           | 5              | 1          | 55                                      | 24                                | 3              | -21        | 170                        | 32.35                          | 1               | 27                                 | 5              | -22         | 60.00                 | 3                              |
| MAZATLÁN                              | SLSSA001576 | SSA                | MAZATLAN (COL. 20 DE NOVIEMBRE)             | 0                           | 0              | 0          | 0                                       | 0                                 | 0              | 0          | 0                          | -                              | -               | 1                                  | 0              | -1          | -                     | -                              |
| MAZATLÁN                              | SLSSA001605 | SSA                | MAZATLAN (COL. CENTRO)                      | 0                           | 0              | 0          | 0                                       | 8                                 | 2              | -6         | 250                        | 0.00                           | 14              | 15                                 | 4              | -11         | 50.00                 | 5                              |
| MAZATLÁN                              | SLSSA017501 | SSA                | OFICINAS JURISDICCIONALES                   | 0                           | 0              | 0          | 0                                       | 0                                 | 0              | 0          | 0                          | -                              | -               | 0                                  | 0              | 0           | -                     | -                              |
| MAZATLÁN                              | SLIMS000353 | IMSS               | UMF 45 MAZATLAN                             | 0                           | 0              | 0          | 1                                       | 1                                 | 3              | 2          | 39                         | 2.56                           | 13              | 3                                  | 3              | 0           | 100.00                | 1                              |
| MAZATLÁN                              | SLIMS000645 | IMSS               | UMF 56 PRADOS                               | 0                           | 1              | 1          | 2                                       | 6                                 | 2              | -4         | 36                         | 5.56                           | 12              | 10                                 | 5              | -5          | 40.00                 | 9                              |
| MAZATLÁN                              | SLSSA002515 | SSA                | VALLE DEL JARIPILLO                         | 0                           | 0              | 0          | 0                                       | 0                                 | 0              | 0          | 0                          | -                              | -               | 0                                  | 1              | 1           | 0.00                  | 12                             |
| <b>TOTAL MPIO. MAZATLAN</b>           |             |                    |                                             | <b>24</b>                   | <b>14</b>      | <b>-10</b> | <b>318</b>                              | <b>160</b>                        | <b>89</b>      | <b>-71</b> | <b>2,233</b>               | <b>14.24</b>                   |                 | <b>292</b>                         | <b>172</b>     | <b>-120</b> | <b>51.74</b>          |                                |
| CONCORDIA                             | XXDES002097 | SSA                | BRIGADA EPIDEMIOLOGICA CONCORDIA            | 0                           | 0              | 0          | 0                                       | 0                                 | 0              | 0          | 0                          | -                              | -               | 0                                  | 0              | 0           | -                     | -                              |
| CONCORDIA                             | SLSSA000485 | SSA                | CONCORDIA                                   | 0                           | 0              | 0          | 0                                       | 0                                 | 0              | 0          | 10                         | 0.00                           | 1               | 1                                  | 0              | -1          | -                     | -                              |
| CONCORDIA                             | SLSSA000473 | SSA                | HOSPITAL INTEGRAL CONCORDIA                 | 0                           | 0              | 0          | 0                                       | 0                                 | 0              | 0          | 8                          | 0.00                           | 1               | 0                                  | 0              | 0           | -                     | -                              |
| <b>TOTAL MPIO. CONCORDIA</b>          |             |                    |                                             | <b>0</b>                    | <b>0</b>       | <b>0</b>   | <b>0</b>                                | <b>0</b>                          | <b>0</b>       | <b>0</b>   | <b>18</b>                  | <b>0.00</b>                    |                 | <b>1</b>                           | <b>0</b>       | <b>-1</b>   | <b>-</b>              |                                |
| ROSARIO                               | SLIMO000832 | IMSS-OPORTUNIDADES | EL POZOLE                                   | 0                           | 0              | 0          | 0                                       | 0                                 | 0              | 0          | 0                          | -                              | -               | 0                                  | 0              | 0           | -                     | -                              |
| ROSARIO                               | SLIST000225 | ISSSTE             | EL ROSARIO                                  | 0                           | 0              | 0          | 0                                       | 1                                 | 0              | -1         | 1                          | 0.00                           | 2               | 1                                  | 0              | -1          | -                     | -                              |
| ROSARIO                               | SLSSA001873 | SSA                | HOSPITAL INTEGRAL DE EL ROSARIO             | 0                           | 0              | 0          | 2                                       | 5                                 | 0              | -5         | 55                         | 3.64                           | 1               | 7                                  | 0              | -7          | -                     | -                              |
| ROSARIO                               | SLIMS000406 | IMSS               | UMFH 31 EL ROSARIO                          | 0                           | 0              | 0          | 0                                       | 0                                 | 0              | 0          | 3                          | 0.00                           | 2               | 0                                  | 0              | 0           | -                     | -                              |
| <b>TOTAL MPIO. ROSARIO</b>            |             |                    |                                             | <b>0</b>                    | <b>0</b>       | <b>0</b>   | <b>2</b>                                | <b>6</b>                          | <b>0</b>       | <b>-6</b>  | <b>59</b>                  | <b>3.39</b>                    |                 | <b>8</b>                           | <b>0</b>       | <b>-8</b>   | <b>-</b>              |                                |
| ESCUINAPA                             | SLSSA001132 | SSA                | ESCUINAPA                                   | 0                           | 0              | 0          | 1                                       | 0                                 | 0              | 0          | 11                         | 9.09                           | 2               | 0                                  | 0              | 0           | -                     | -                              |
| ESCUINAPA                             | SLSSA018253 | SSA                | HOSPITAL GENERAL ESCUINAPA                  | 0                           | 0              | 0          | 3                                       | 8                                 | 0              | -8         | 159                        | 1.89                           | 3               | 12                                 | 0              | -12         | -                     | -                              |
| ESCUINAPA                             | SLSSA001173 | SSA                | TEACAPAN                                    | 0                           | 0              | 0          | 0                                       | 0                                 | 0              | 0          | 0                          | -                              | -               | 0                                  | 0              | 0           | -                     | -                              |
| ESCUINAPA                             | SLIMS000230 | IMSS               | UMFH 29 ESCUINAPA                           | 0                           | 0              | 0          | 2                                       | 0                                 | 0              | 0          | 16                         | 12.50                          | 1               | 0                                  | 0              | 0           | -                     | -                              |
| <b>TOTAL MPIO. ESCUINAPA</b>          |             |                    |                                             | <b>0</b>                    | <b>0</b>       | <b>0</b>   | <b>6</b>                                | <b>8</b>                          | <b>0</b>       | <b>-8</b>  | <b>186</b>                 | <b>3.23</b>                    |                 | <b>12</b>                          | <b>0</b>       | <b>-12</b>  | <b>-</b>              |                                |
| <b>TOTAL JURISDICCION 6, MAZATLÁN</b> |             |                    |                                             | <b>24</b>                   | <b>14</b>      | <b>-10</b> | <b>326</b>                              | <b>174</b>                        | <b>89</b>      | <b>-85</b> | <b>2,496</b>               | <b>13.06</b>                   |                 | <b>313</b>                         | <b>172</b>     | <b>-141</b> | <b>51.74</b>          |                                |

**NUEVA NORMALIDAD**

**INDICE DE POSITIVIDAD**  
**51.74**

**TASA DE LETALIDAD**  
**13.06**



# COVID-19 Sinaloa: Casos y Defunciones **JURISDICCIÓN GUASAVE**



**NUEVA NORMALIDAD**

**336**

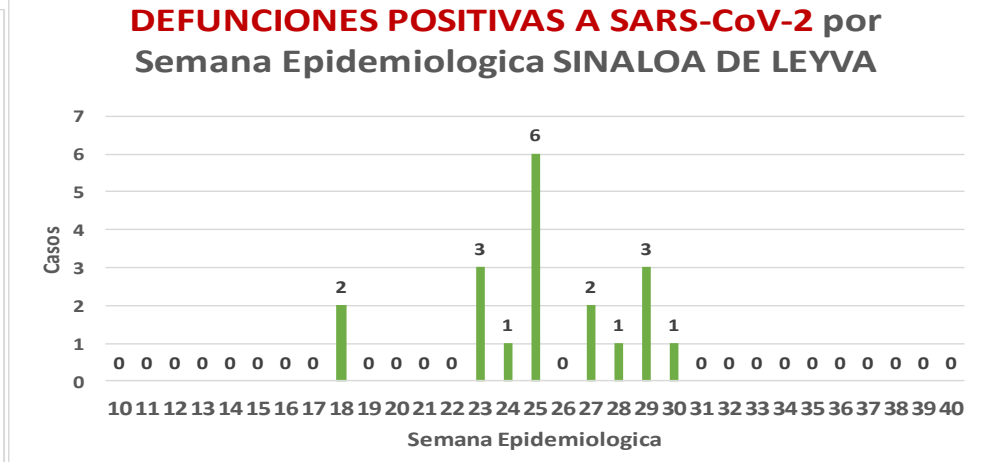
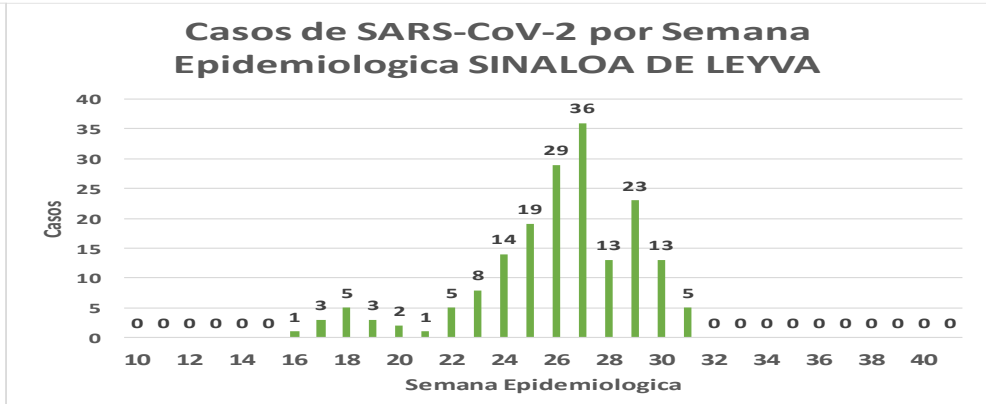
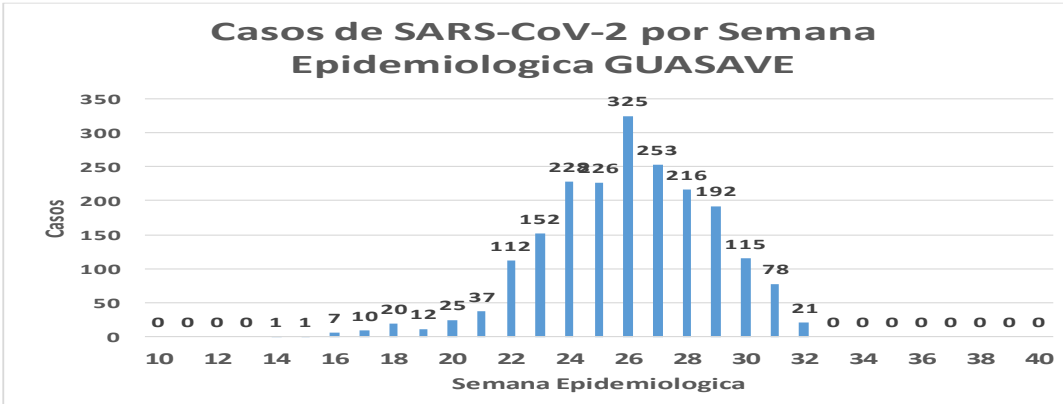
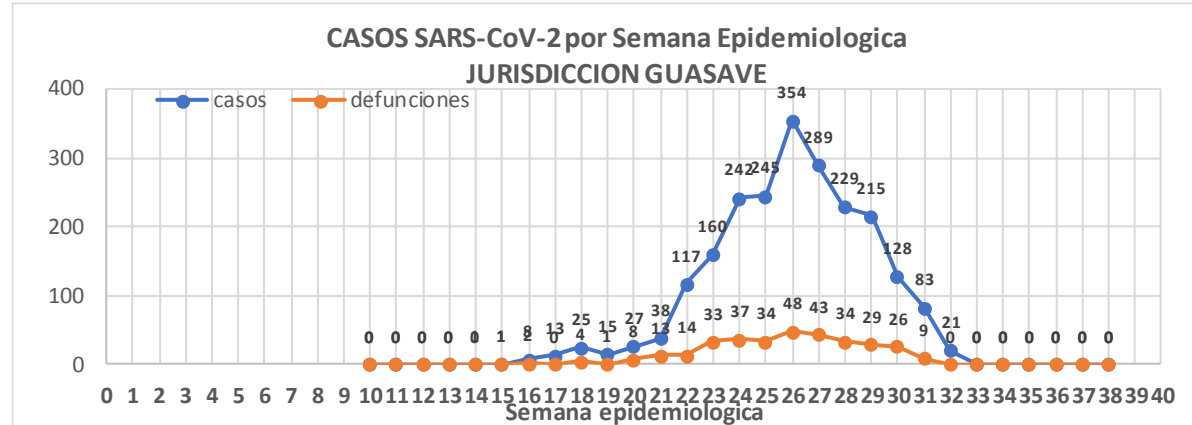
**Defunciones Jurisdicción GUASAVE**



Datos actualizados al **lunes, 03 de agosto de 2020**

| JURISDICCION SANITARIA | Casos Acum. SARS-CoV-2* | %      |
|------------------------|-------------------------|--------|
| Jurisd. No. 2 Guasave  | 2211                    | 100.0% |
| GUASAVE                | 2031                    | 91.9%  |
| SINALOA                | 180                     | 8.1%   |

\* Municipio de residencia



# COVID-19 Sinaloa: Muestreo de Casos **JURISDICCIÓN GUASAVE**



**NUEVA NORMALIDAD**

**336**

**Defunciones  
Jurisdicción  
GUASAVE**



| Jurisd. No. 2 Guasave |             |           |             |              |                   |               |
|-----------------------|-------------|-----------|-------------|--------------|-------------------|---------------|
| INSTITUCION           | NO ADECUADO | RECHAZADA | NO RECIBIDA | SOSPECHOSOS  | TOTAL CON MUESTRA | % SOSPECHOSOS |
| IMSS                  | 0           | 80        | 8           | 2,378        | 2,466             | 61.3%         |
| IMSS-OPORTUNIDADES    | 0           | 2         | 0           | 12           | 14                | 0.3%          |
| ISSSTE                | 1           | 0         | 0           | 69           | 70                | 1.7%          |
| PRIVADA               | 0           | 0         | 0           | 31           | 31                | 0.8%          |
| SEDENA                | 0           | 0         | 0           | 0            | 0                 | 0.0%          |
| SEMAR                 | 0           | 0         | 0           | 3            | 3                 | 0.1%          |
| SSA                   | 4           | 12        | 0           | 1,414        | 1,430             | 35.6%         |
| PEMEX                 | 0           | 0         | 0           | 1            | 1                 | 0.0%          |
| ESTATAL               | 0           | 0         | 0           | 7            | 7                 | 0.2%          |
| MUNICIPAL             | 0           | 0         | 0           | 0            | 0                 | 0.0%          |
| <b>TOTAL</b>          | <b>5</b>    | <b>94</b> | <b>8</b>    | <b>3,915</b> | <b>4,022</b>      | <b>100.0%</b> |
|                       | 0.1%        | 2.3%      | 0.2%        | 97.3%        | 100.0%            |               |

| RESULTADO DEFINITIVO EN PLATAFORMA SISVER; JUR GUASAVE |      |
|--------------------------------------------------------|------|
| SARS-CoV-2                                             | 2225 |
| NEGATIVO                                               | 1378 |
| NO RECIBIDA                                            | 8    |
| INF AH1N1 PMD                                          | 11   |
| RECHAZADA                                              | 94   |
| B                                                      | 7    |
| A H3                                                   | 6    |
| METAPNEUMOVIRUS                                        | 2    |
| ENTEROV//RHINOVIRUS                                    | 3    |
| CORONA OC43                                            | 0    |
| NO ADECUADO                                            | 5    |
| INF A                                                  | 0    |
| CORONA 229E                                            | 0    |
| CORONA NL63                                            | 0    |
| CORONA HKU1                                            | 0    |
| VSR                                                    | 0    |
| ADENOVIRUS                                             | 0    |
| PARAINFLUENZA 3                                        | 0    |
| NO SUBTIPIFICADO                                       | 0    |

INFORMACION AL DIA : lunes, 03 de agosto de 2020

## SE TOMO MUESTRA PERO SIN RECEPCION EN LABORATORIO

| Municipios                | IMSS       | IMSS-OPORTUNIDADES | ISSSTE    | PRIVADA   | SEDENA   | SEMAR    | SSA        | PEMEX    | ESTATAL  | MUNICIPAL | TOTAL      |
|---------------------------|------------|--------------------|-----------|-----------|----------|----------|------------|----------|----------|-----------|------------|
| GUASAVE                   | 153        | 0                  | 8         | 8         | 0        | 0        | 81         | 0        | 1        | 0         | 251        |
| SINALOA                   | 3          | 0                  | 2         | 4         | 0        | 0        | 26         | 0        | 0        | 0         | 35         |
| <b>TOTAL JURISDICCION</b> | <b>156</b> | <b>0</b>           | <b>10</b> | <b>12</b> | <b>0</b> | <b>0</b> | <b>107</b> | <b>0</b> | <b>1</b> | <b>0</b>  | <b>286</b> |



# COVID-19 Sinaloa: Informe ejecutivo: JURISDICCIÓN GUASAVE

## Unidades de Salud que han reportado en SISVER

| MUNICIPIO                            | CLUES       | SECTOR | UNIDAD                                 | Defunciones Acumuladas a la |                |            | Total Defunciones Asociadas a SarsCov-2 | Casos confirmados Acumulados a la |                |            | Total de Casos Confirmados | Tasa letalidad X 100 (D/G)*100 | Lugar Letalidad | PRUEBAS REALIZADAS Acumuladas a la |                |             | INDICE DE POSITIVIDAD | Lugar de Índice de Positividad |
|--------------------------------------|-------------|--------|----------------------------------------|-----------------------------|----------------|------------|-----------------------------------------|-----------------------------------|----------------|------------|----------------------------|--------------------------------|-----------------|------------------------------------|----------------|-------------|-----------------------|--------------------------------|
|                                      |             |        |                                        | SEM EPI NUM-30              | SEM EPI NUM-31 | Aumento    |                                         | SEM EPI NUM-30                    | SEM EPI NUM-31 | Aumento    |                            |                                |                 | SEM EPI NUM-30                     | SEM EPI NUM-31 | Aumento     |                       |                                |
|                                      |             |        |                                        |                             |                |            |                                         |                                   |                |            |                            |                                |                 |                                    |                |             |                       |                                |
| GUASAVE                              | SLSSA001296 | SSA    | BACHOCO                                | 0                           | 0              | 0          | 0                                       | 0                                 | 0              | 0          | 1                          | 0.00                           | 4               | 0                                  | 0              | 0           | -                     | -                              |
| GUASAVE                              | SLSSA001301 | SSA    | BAMOA                                  | 0                           | 0              | 0          | 0                                       | 0                                 | 0              | 0          | 5                          | 0.00                           | 4               | 0                                  | 0              | 0           | -                     | -                              |
| GUASAVE                              | XXDES002086 | SSA    | BRIGADA EPIDEMIOLOGICA GUASAVE         | 0                           | 0              | 0          | 0                                       | 0                                 | 0              | 0          | 0                          | -                              | -               | 0                                  | 0              | 0           | -                     | -                              |
| GUASAVE                              | SLSSA018224 | SSA    | CENTRO DE SALUD GUASAVE II             | 0                           | 0              | 0          | 1                                       | 32                                | 16             | -16        | 374                        | 0.27                           | 3               | 113                                | 38             | -75         | 42.11                 | 3                              |
| GUASAVE                              | SLSSA001354 | SSA    | COREREPE (EL GALLO)                    | 0                           | 0              | 0          | 0                                       | 0                                 | 0              | 0          | 1                          | 0.00                           | 4               | 0                                  | 0              | 0           | -                     | -                              |
| GUASAVE                              | SLSSA001366 | SSA    | EL CUBILETE (EL NUMERO UNO)            | 0                           | 0              | 0          | 0                                       | 0                                 | 0              | 0          | 2                          | 0.00                           | 4               | 0                                  | 0              | 0           | -                     | -                              |
| GUASAVE                              | SLSSA001412 | SSA    | EL HUITUSSI                            | 0                           | 0              | 0          | 0                                       | 0                                 | 0              | 0          | 0                          | -                              | -               | 0                                  | 0              | 0           | -                     | -                              |
| GUASAVE                              | SLSSA001395 | SSA    | GABRIEL LEYVA SOLANO (BENITO JUAREZ)   | 0                           | 0              | 0          | 0                                       | 0                                 | 0              | 0          | 2                          | 0.00                           | 4               | 0                                  | 0              | 0           | -                     | -                              |
| GUASAVE                              | SLSSA001383 | SSA    | GABRIEL LEYVA SOLANO (EL BATAMOTE)     | 0                           | 0              | 0          | 0                                       | 0                                 | 0              | 0          | 1                          | 0.00                           | 4               | 0                                  | 0              | 0           | -                     | -                              |
| GUASAVE                              | SLIST000160 | ISSSTE | GUASAVE                                | 0                           | 0              | 0          | 0                                       | 0                                 | 0              | 0          | 0                          | -                              | -               | 0                                  | 0              | 0           | -                     | -                              |
| GUASAVE                              | SLIMS000271 | IMSS   | HGZMF 32 GUASAVE                       | 17                          | 7              | -10        | 194                                     | 79                                | 49             | -30        | 1,319                      | 14.71                          | 2               | 133                                | 100            | -33         | 49.00                 | 2                              |
| GUASAVE                              | SLSSA001255 | SSA    | HOSPITAL GENERAL GUASAVE               | 2                           | 0              | -2         | 68                                      | 7                                 | 5              | -2         | 202                        | 33.66                          | 1               | 20                                 | 9              | -11         | 55.56                 | 1                              |
| GUASAVE                              | SLSSA001400 | SSA    | JUAN JOSE RIOS                         | 0                           | 0              | 0          | 0                                       | 0                                 | 0              | 0          | 4                          | 0.00                           | 4               | 0                                  | 0              | 0           | -                     | -                              |
| GUASAVE                              | SLSSA001313 | SSA    | LA BRECHA                              | 0                           | 0              | 0          | 0                                       | 0                                 | 0              | 0          | 2                          | 0.00                           | 4               | 0                                  | 0              | 0           | -                     | -                              |
| GUASAVE                              | SLSSA001511 | SSA    | LA TRINIDAD                            | 0                           | 0              | 0          | 0                                       | 0                                 | 0              | 0          | 3                          | 0.00                           | 4               | 0                                  | 0              | 0           | -                     | -                              |
| GUASAVE                              | SLSSA001470 | SSA    | LAS QUEMAZONES                         | 0                           | 0              | 0          | 0                                       | 0                                 | 0              | 0          | 1                          | 0.00                           | 4               | 0                                  | 0              | 0           | -                     | -                              |
| GUASAVE                              | SLSSA001424 | SSA    | LEON FONSECA (ESTACION VERDURA)        | 0                           | 0              | 0          | 0                                       | 0                                 | 0              | 0          | 3                          | 0.00                           | 4               | 0                                  | 0              | 0           | -                     | -                              |
| GUASAVE                              | SLSSA001436 | SSA    | NIO                                    | 0                           | 0              | 0          | 0                                       | 0                                 | 0              | 0          | 3                          | 0.00                           | 4               | 0                                  | 0              | 0           | -                     | -                              |
| GUASAVE                              | SLSSA001441 | SSA    | PALOS BLANCOS                          | 0                           | 0              | 0          | 0                                       | 0                                 | 0              | 0          | 3                          | 0.00                           | 4               | 0                                  | 0              | 0           | -                     | -                              |
| GUASAVE                              | SLSSA001506 | SSA    | SAN RAFAEL (GRAL.MIGUEL VALLE DAVALOS) | 0                           | 0              | 0          | 0                                       | 1                                 | 0              | -1         | 3                          | 0.00                           | 4               | 1                                  | 0              | -1          | -                     | -                              |
| GUASAVE                              | SLIMS000312 | IMSS   | UMFH 15 JUAN JOSE RIOS                 | 0                           | 0              | 0          | 0                                       | 0                                 | 0              | 0          | 4                          | 0.00                           | 4               | 0                                  | 0              | 0           | -                     | -                              |
| <b>TOTAL MPIO. GUASAVE</b>           |             |        |                                        | <b>19</b>                   | <b>7</b>       | <b>-12</b> | <b>263</b>                              | <b>119</b>                        | <b>70</b>      | <b>-49</b> | <b>1933</b>                | <b>13.61</b>                   |                 | <b>267</b>                         | <b>147</b>     | <b>-120</b> | <b>47.62</b>          |                                |
| SINALOA                              | SLSSA002211 | SSA    | ESTACION NARANJO                       | 0                           | 0              | 0          | 0                                       | 0                                 | 0              | 0          | 4                          | 0.00                           | 1               | 0                                  | 0              | 0           | -                     | -                              |
| SINALOA                              | SLSSA002141 | SSA    | SINALOA DE LEYVA                       | 0                           | 0              | 0          | 0                                       | 0                                 | 3              | 3          | 70                         | 0.00                           | 1               | 0                                  | 9              | 9           | 33.33                 | -                              |
| SINALOA                              | SLSSA017361 | SSA    | UNIDAD TECNICO ADMINSTRATIVA           | 0                           | 0              | 0          | 0                                       | 0                                 | 0              | 0          | 0                          | -                              | -               | 0                                  | 0              | 0           | -                     | -                              |
| <b>TOTAL MPIO. SINALOA DE LEYVA</b>  |             |        |                                        | <b>0</b>                    | <b>0</b>       | <b>0</b>   | <b>0</b>                                | <b>0</b>                          | <b>3</b>       | <b>3</b>   | <b>74</b>                  | <b>0.00</b>                    |                 | <b>0</b>                           | <b>9</b>       | <b>9</b>    | <b>33.33</b>          |                                |
| <b>TOTAL JURISDICCION 2, GUASAVE</b> |             |        |                                        | <b>19</b>                   | <b>7</b>       | <b>-12</b> | <b>263</b>                              | <b>119</b>                        | <b>73</b>      | <b>-46</b> | <b>2,007</b>               | <b>13.10</b>                   |                 | <b>267</b>                         | <b>156</b>     | <b>-111</b> | <b>46.79</b>          |                                |

NUEVA NORMALIDAD

INDICE DE POSITIVIDAD  
46.79

TASA DE LETALIDAD  
13.1



# COVID-19 Sinaloa: Casos y Defunciones JURISDICCIÓN GUAMUCHIL



**SALUD**  
SECRETARÍA DE SALUD

**NUEVA NORMALIDAD**

**155**

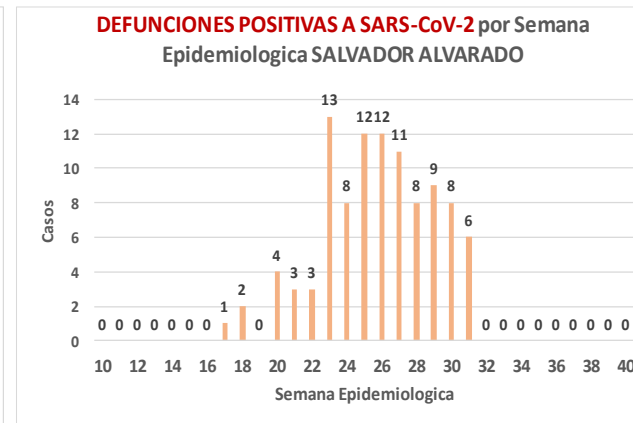
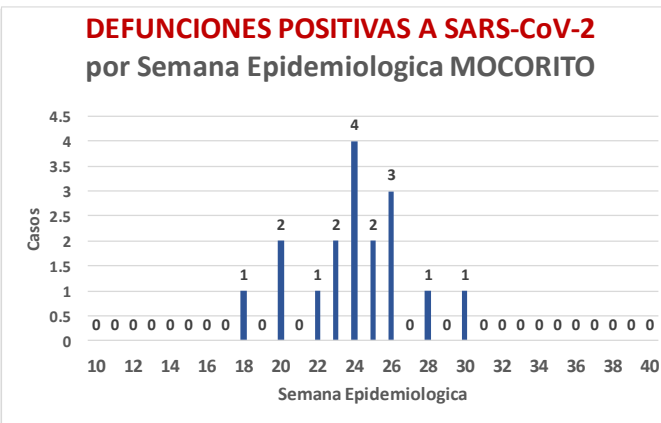
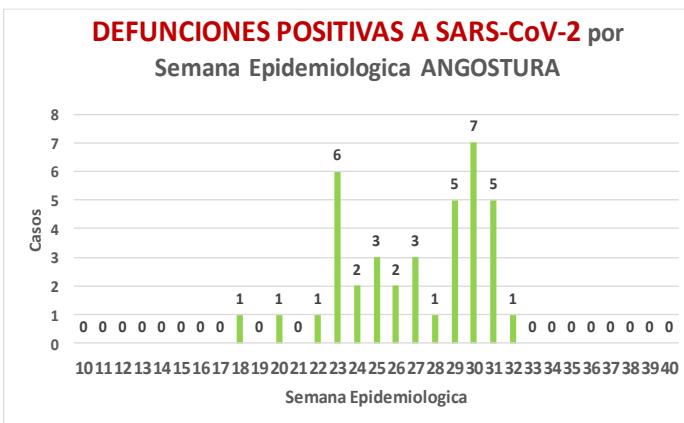
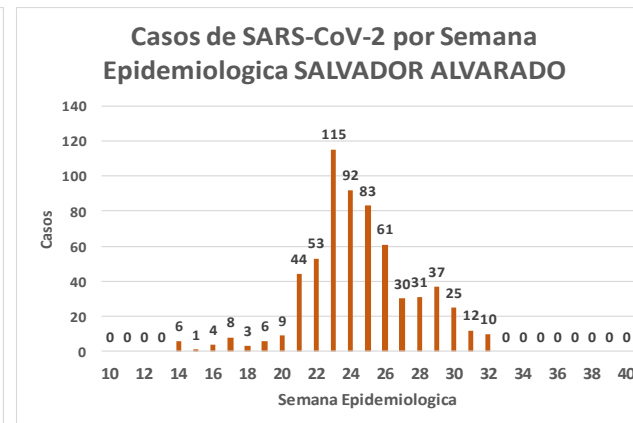
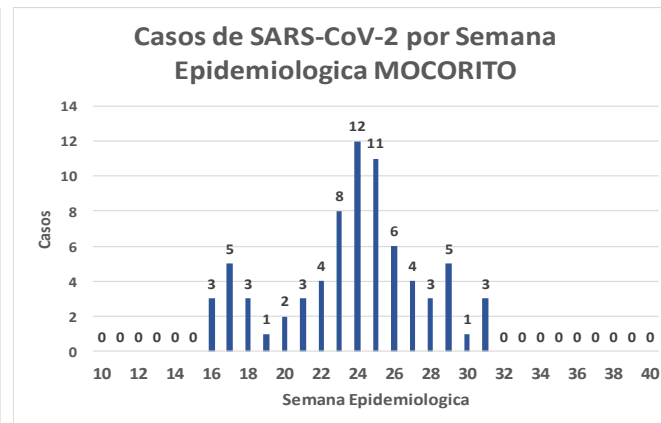
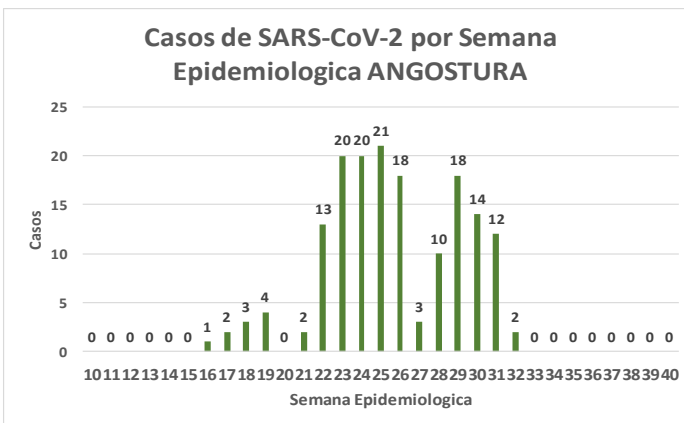
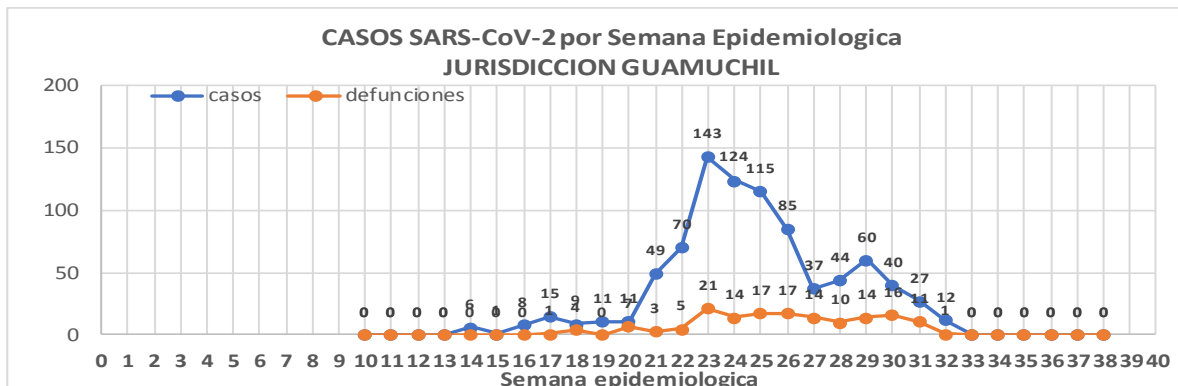
**Defunciones Jurisdicción GUAMUCHIL**



Datos actualizados al **lunes, 03 de agosto de 2020**

| JURISDICCION SANITARIA         | Casos Acum. SARS-CoV-2* | %             |
|--------------------------------|-------------------------|---------------|
| <b>Jurisd. No. 3 Guamuchil</b> | <b>867</b>              | <b>100.0%</b> |
| ANGOSTURA                      | 163                     | 18.8%         |
| MOCORITO                       | 74                      | 8.5%          |
| SALVADOR ALVARADO              | 630                     | 72.7%         |

\* Municipio de residencia



# COVID-19 Sinaloa: Muestreo de Casos **JURISDICCIÓN GUAMUCHIL**



## Jurisd. No. 3 Guamuchil

| INSTITUCION        | NO ADECUADO | RECHAZADA | NO RECIBIDA | SOSPECHOSOS  | TOTAL CON MUESTRA | % SOSPECHOSOS |
|--------------------|-------------|-----------|-------------|--------------|-------------------|---------------|
| IMSS               | 0           | 5         | 2           | 400          | 407               | 29.1%         |
| IMSS-OPORTUNIDADES | 0           | 0         | 0           | 0            | 0                 | 0.0%          |
| ISSSTE             | 0           | 1         | 0           | 51           | 52                | 3.7%          |
| PRIVADA            | 0           | 0         | 1           | 16           | 17                | 1.2%          |
| SEDENA             | 0           | 0         | 0           | 2            | 2                 | 0.1%          |
| SEMAR              | 0           | 0         | 0           | 0            | 0                 | 0.0%          |
| SSA                | 1           | 6         | 0           | 906          | 913               | 65.2%         |
| PEMEX              | 0           | 0         | 0           | 0            | 0                 | 0.0%          |
| ESTATAL            | 0           | 0         | 0           | 10           | 10                | 0.7%          |
| MUNICIPAL          | 0           | 0         | 0           | 0            | 0                 | 0.0%          |
| <b>TOTAL</b>       | <b>1</b>    | <b>12</b> | <b>3</b>    | <b>1,385</b> | <b>1,401</b>      | <b>100.0%</b> |
|                    | 0.1%        | 0.9%      | 0.2%        | 98.9%        | 100.0%            |               |

## RESULTADO DEFINITIVO EN PLATAFORMA SISVER; JUR GUAMUCHIL

|                     |            |
|---------------------|------------|
| <b>SARS-CoV-2</b>   | <b>870</b> |
| NEGATIVO            | 455        |
| NO RECIBIDA         | 3          |
| INF AH1N1 PMD       | 0          |
| RECHAZADA           | 12         |
| B                   | 1          |
| A H3                | 0          |
| METAPNEUMOVIRUS     | 0          |
| ENTEROV//RHINOVIRUS | 3          |
| CORONA OC43         | 0          |
| NO ADECUADO         | 1          |
| INF A               | 0          |
| CORONA 229E         | 0          |
| CORONA NL63         | 0          |
| CORONA HKU1         | 0          |
| VSR                 | 0          |
| ADENOVIRUS          | 0          |
| PARAINFLUENZA 3     | 0          |
| NO SUBTIPIFICADO    | 0          |

NUEVA NORMALIDAD

155

Defunciones  
Jurisdicción  
GUAMUCHIL

INFORMACION AL DIA : lunes, 03 de agosto de 2020

## SE TOMO MUESTRA PERO SIN RECEPCION EN LABORATORIO

| Municipios                | IMSS      | IMSS-OPORTUNIDADES | ISSSTE   | PRIVADA  | SEDENA   | SEMAR    | SSA       | PEMEX    | ESTATAL  | MUNICIPAL | TOTAL     |
|---------------------------|-----------|--------------------|----------|----------|----------|----------|-----------|----------|----------|-----------|-----------|
| ANGOSTURA                 | 4         | 0                  | 0        | 2        | 0        | 0        | 7         | 0        | 0        | 0         | 13        |
| MOCORITO                  | 1         | 0                  | 1        | 7        | 0        | 0        | 5         | 0        | 0        | 0         | 14        |
| SALVADOR ALVARADO         | 16        | 0                  | 0        | 0        | 0        | 0        | 13        | 0        | 0        | 0         | 29        |
| <b>TOTAL JURISDICCION</b> | <b>21</b> | <b>0</b>           | <b>1</b> | <b>9</b> | <b>0</b> | <b>0</b> | <b>25</b> | <b>0</b> | <b>0</b> | <b>0</b>  | <b>56</b> |



# COVID-19 Sinaloa: Informe ejecutivo: JURISDICCION GUAMUCHIL

## Unidades de Salud que han reportado en SISVER

| MUNICIPIO                              | CLUES       | SECTOR | UNIDAD                               | Defunciones Acumuladas a la |                |           | Total Defunciones Asociadas a SarsCov-2 | Casos confirmados Acumulados a la |                |            | Total de Casos Confirmados | Tasa letalidad X 100 (D/G)*100 | Lugar Letalidad | PRUEBAS REALIZADAS Acumuladas a la |                |            | INDICE DE POSITIVIDAD | Lugar de Índice de POSITIVIDAD |
|----------------------------------------|-------------|--------|--------------------------------------|-----------------------------|----------------|-----------|-----------------------------------------|-----------------------------------|----------------|------------|----------------------------|--------------------------------|-----------------|------------------------------------|----------------|------------|-----------------------|--------------------------------|
|                                        |             |        |                                      | SEM EPI NUM-30              | SEM EPI NUM-31 | Aumento   |                                         | SEM EPI NUM-30                    | SEM EPI NUM-31 | Aumento    |                            |                                |                 | SEM EPI NUM-30                     | SEM EPI NUM-31 | Aumento    |                       |                                |
| SALVADOR ALVARADO                      | SLSSA001955 | SSA    | CENTRO DE SALUD GUAMUCHIL            | 0                           | 0              | 0         | 0                                       | 0                                 | 0              | 0          | 0                          | -                              | -               | 0                                  | 0              | 0          | -                     | -                              |
| SALVADOR ALVARADO                      | SLIST000230 | ISSSTE | GUAMUCHIL                            | 0                           | 0              | 0         | 0                                       | 0                                 | 0              | 0          | 0                          | -                              | -               | 0                                  | 0              | 0          | -                     | -                              |
| SALVADOR ALVARADO                      | SLIMS000411 | IMSS   | HGSMF 30 GUAMUCHIL                   | 6                           | 8              | 2         | 76                                      | 24                                | 11             | -13        | 253                        | 30.04                          | 1               | 35                                 | 13             | -22        | 84.62                 | 1                              |
| SALVADOR ALVARADO                      | SLSSA018113 | SSA    | HOSPITAL GENERAL DE GUAMUCHIL        | 6                           | 0              | -6        | 41                                      | 9                                 | 4              | -5         | 265                        | 15.47                          | 2               | 11                                 | 16             | 5          | 25.00                 | 2                              |
| SALVADOR ALVARADO                      | SLSSA002631 | SSA    | JURISDICCION SANITARIA III GUAMUCHIL | 0                           | 0              | 0         | 0                                       | 0                                 | 1              | 1          | 218                        | 0.00                           | 3               | 1                                  | 4              | 3          | 25.00                 | 2                              |
| <b>TOTAL MPIO. SALVADOR ALVARADO</b>   |             |        |                                      | <b>12</b>                   | <b>8</b>       | <b>-4</b> | <b>117</b>                              | <b>33</b>                         | <b>16</b>      | <b>-17</b> | <b>736</b>                 | <b>15.90</b>                   |                 | <b>47</b>                          | <b>33</b>      | <b>-14</b> | <b>48.48</b>          |                                |
| ANGOSTURA                              | SLSSA000193 | SSA    | HOSPITAL INTEGRAL ANGOSTURA          | 0                           | 0              | 0         | 0                                       | 0                                 | 1              | 1          | 19                         | 0.00                           | 1               | 0                                  | 1              | 1          | 100.00                | 1                              |
| ANGOSTURA                              | SLIMS000090 | IMSS   | UMF 51 LA ANGOSTURA                  | 0                           | 0              | 0         | 0                                       | 0                                 | 0              | 0          | 0                          | -                              | -               | 0                                  | 0              | 0          | -                     | -                              |
| <b>TOTAL MPIO. ANGOSTURA</b>           |             |        |                                      | <b>0</b>                    | <b>0</b>       | <b>0</b>  | <b>0</b>                                | <b>0</b>                          | <b>1</b>       | <b>1</b>   | <b>19</b>                  | <b>0.00</b>                    |                 | <b>0</b>                           | <b>1</b>       | <b>1</b>   | <b>100.00</b>         |                                |
| MOCORITO                               | SLSSA001716 | SSA    | HOSPITAL INTEGRAL MOCORITO           | 0                           | 0              | 0         | 1                                       | 0                                 | 0              | 0          | 16                         | 6.25                           | 1               | 0                                  | 0              | 0          | -                     | -                              |
| <b>TOTAL MPIO. MOCORITO</b>            |             |        |                                      | <b>0</b>                    | <b>0</b>       | <b>0</b>  | <b>1</b>                                | <b>0</b>                          | <b>0</b>       | <b>0</b>   | <b>16</b>                  | <b>6.25</b>                    |                 | <b>0</b>                           | <b>0</b>       | <b>0</b>   | <b>-</b>              |                                |
| <b>TOTAL JURISDICCION 3, GUAMUCHIL</b> |             |        |                                      | <b>12</b>                   | <b>8</b>       | <b>-4</b> | <b>118</b>                              | <b>33</b>                         | <b>17</b>      | <b>-16</b> | <b>771</b>                 | <b>15.30</b>                   |                 | <b>47</b>                          | <b>34</b>      | <b>-13</b> | <b>50.00</b>          |                                |

**NUEVA NORMALIDAD**

**INDICE DE POSITIVIDAD 50.**

**TASA DE LETALIDAD 15.3**



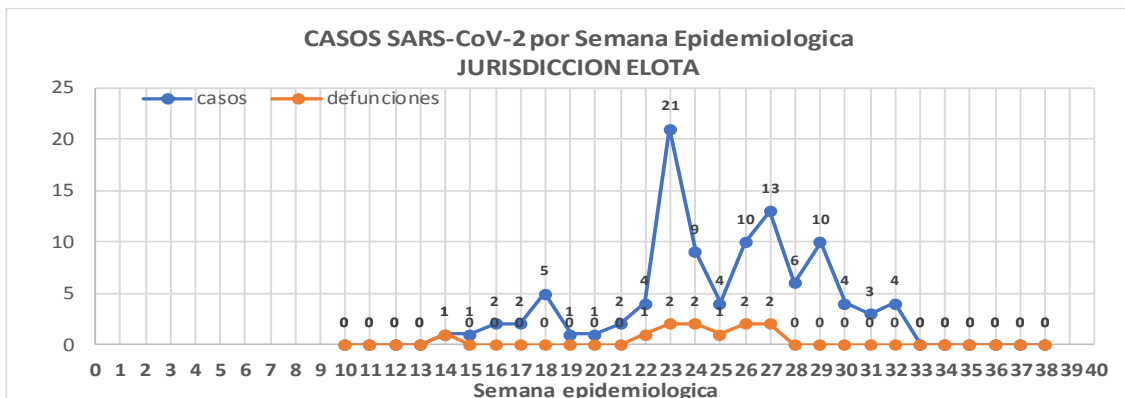
# COVID-19 Sinaloa: Casos y Defunciones JURISDICCIÓN ELOTA



Datos actualizados al **lunes, 03 de agosto de 2020**

| JURISDICCION SANITARIA | Casos Acum. SARS-CoV-2* | %             |
|------------------------|-------------------------|---------------|
| Jurisd. No. 5 Elota    | <b>103</b>              | <b>100.0%</b> |
| COSALA                 | 53                      | 51.5%         |
| ELOTA                  | 30                      | 29.1%         |
| SAN IGNACIO            | 20                      | 19.4%         |

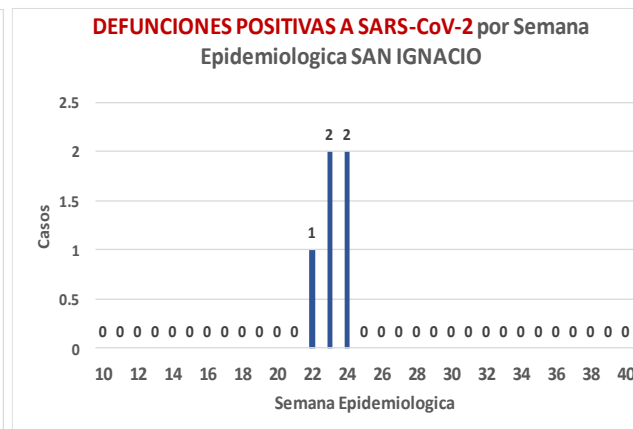
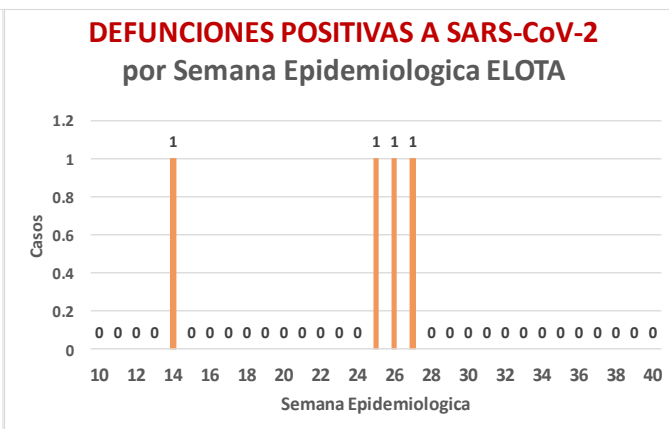
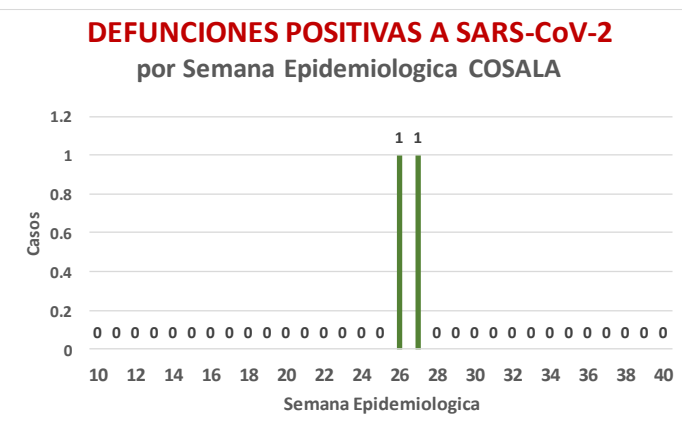
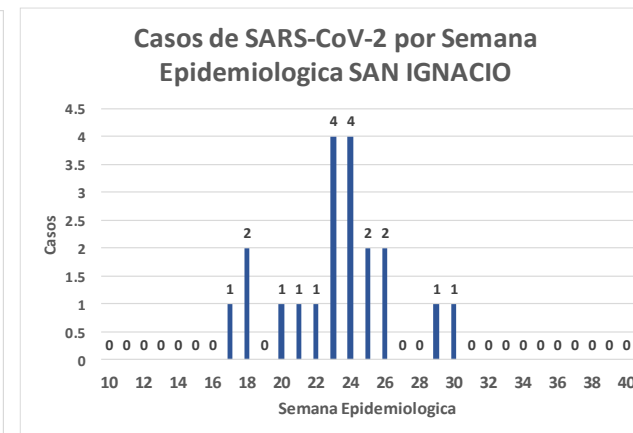
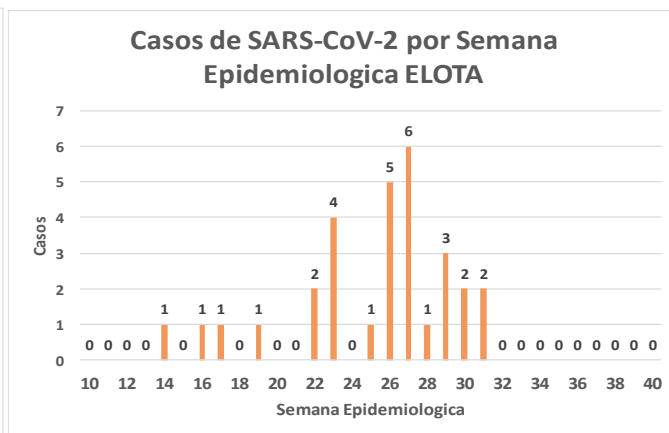
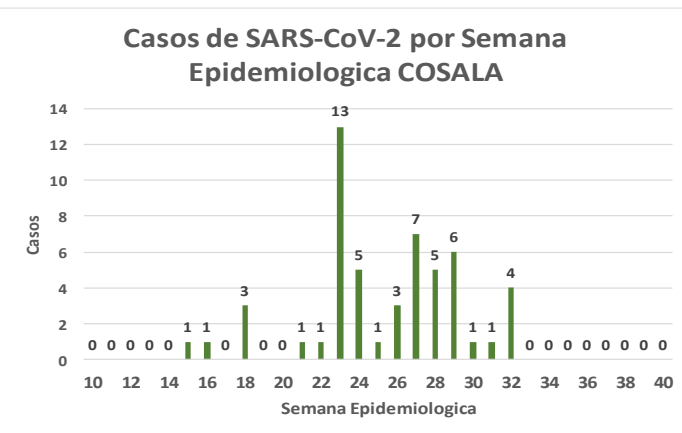
\* Municipio de residencia



**NUEVA NORMALIDAD**

**11**

**Defunciones Jurisdicción ELOTA**



# COVID-19 Sinaloa: Muestreo de Casos **JURISDICCIÓN ELOTA**



**NUEVA NORMALIDAD**

**11**

**Defunciones  
Jurisdicción  
ELOTA**



## Jurisd. No. 5 ELOTA

| INSTITUCION        | NO ADECUADO | RECHAZADA | NO RECIBIDA | SOSPECHOSOS | TOTAL CON MUESTRA | % SOSPECHOSOS |
|--------------------|-------------|-----------|-------------|-------------|-------------------|---------------|
| IMSS               | 0           | 0         | 0           | 20          | 20                | 9.9%          |
| IMSS-OPORTUNIDADES | 0           | 0         | 0           | 1           | 1                 | 0.5%          |
| ISSSTE             | 0           | 0         | 0           | 23          | 23                | 11.4%         |
| PRIVADA            | 0           | 0         | 0           | 7           | 7                 | 3.5%          |
| SEDENA             | 0           | 0         | 0           | 3           | 3                 | 1.5%          |
| SEMAR              | 0           | 0         | 0           | 0           | 0                 | 0.0%          |
| SSA                | 1           | 0         | 0           | 144         | 145               | 71.8%         |
| PEMEX              | 0           | 0         | 0           | 0           | 0                 | 0.0%          |
| ESTATAL            | 0           | 0         | 0           | 3           | 3                 | 1.5%          |
| MUNICIPAL          | 0           | 0         | 0           | 0           | 0                 | 0.0%          |
| <b>TOTAL</b>       | <b>1</b>    | <b>0</b>  | <b>0</b>    | <b>201</b>  | <b>202</b>        | <b>100.0%</b> |
|                    | 0.5%        | 0.0%      | 0.0%        | 99.5%       | 100.0%            |               |

## RESULTADO DEFINITIVO EN PLATAFORMA SISVER; JUR ELOTA

|                     |     |
|---------------------|-----|
| SARS-CoV-2          | 106 |
| NEGATIVO            | 65  |
| NO RECIBIDA         | 0   |
| INF AH1N1 PMD       | 1   |
| RECHAZADA           | 0   |
| B                   | 4   |
| A H3                | 0   |
| METAPNEUMOVIRUS     | 1   |
| ENTEROV//RHINOVIRUS | 3   |
| CORONA OC43         | 1   |
| NO ADECUADO         | 1   |
| INF A               | 0   |
| CORONA 229E         | 0   |
| CORONA NL63         | 0   |
| CORONA HKU1         | 0   |
| VSR                 | 0   |
| ADENOVIRUS          | 1   |
| PARAINFLUENZA 3     | 0   |
| NO SUBTIPIFICADO    | 0   |

INFORMACION AL DIA : lunes, 03 de agosto de 2020

## SE TOMO MUESTRA PERO SIN RECEPCION EN LABORATORIO

| Municipios                | IMSS     | IMSS-OPORTUNIDADES | ISSSTE   | PRIVADA  | SEDENA   | SEMAR    | SSA       | PEMEX    | ESTATAL  | MUNICIPAL | TOTAL     |
|---------------------------|----------|--------------------|----------|----------|----------|----------|-----------|----------|----------|-----------|-----------|
| COSALA                    | 0        | 0                  | 1        | 0        | 0        | 0        | 4         | 0        | 0        | 0         | 5         |
| ELOTA                     | 1        | 0                  | 1        | 1        | 0        | 0        | 7         | 0        | 1        | 0         | 11        |
| SAN IGNACIO               | 0        | 0                  | 1        | 2        | 0        | 0        | 0         | 0        | 0        | 0         | 3         |
| <b>TOTAL JURISDICCION</b> | <b>1</b> | <b>0</b>           | <b>3</b> | <b>3</b> | <b>0</b> | <b>0</b> | <b>11</b> | <b>0</b> | <b>1</b> | <b>0</b>  | <b>19</b> |

# COVID-19 Sinaloa: Informe ejecutivo: JURISDICCION ELOTA

## Unidades de Salud que han reportado en SISVER

| MUNICIPIO                          | CLUES       | SECTOR | UNIDAD                        | Defunciones Acumuladas a la |                |          | Total Defunciones Asociadas a SarsCov-2 | Casos confirmados Acumulados a la |                |          | Total de Casos Confirmados | Tasa letalidad X 100 (D/G)*100 | Lugar Letalidad | PRUEBAS REALIZADAS Acumuladas a la |                |          | INDICE DE POSITIVIDAD | Lugar de Índice de POSITIVIDAD |
|------------------------------------|-------------|--------|-------------------------------|-----------------------------|----------------|----------|-----------------------------------------|-----------------------------------|----------------|----------|----------------------------|--------------------------------|-----------------|------------------------------------|----------------|----------|-----------------------|--------------------------------|
|                                    |             |        |                               | SEM EPI NUM-30              | SEM EPI NUM-31 | Aumento  |                                         | SEM EPI NUM-30                    | SEM EPI NUM-31 | Aumento  |                            |                                |                 | SEM EPI NUM-30                     | SEM EPI NUM-31 | Aumento  |                       |                                |
| ELOTA                              | SLSSA017594 | SSA    | HOSPITAL GENERAL LA CRUZ      | 0                           | 0              | 0        | 0                                       | 0                                 | 0              | 0        | 4                          | 0.00                           | 1               | 0                                  | 1              | 1        | 0.00                  | 1                              |
| ELOTA                              | SLSSA001086 | SSA    | LA CRUZ                       | 0                           | 0              | 0        | 0                                       | 0                                 | 0              | 0        | 0                          | -                              | -               | 0                                  | 0              | 0        | -                     | -                              |
| ELOTA                              | SLIMS000225 | IMSS   | UMF 21 LA CRUZ                | 0                           | 0              | 0        | 0                                       | 0                                 | 0              | 0        | 2                          | 0.00                           | 1               | 0                                  | 0              | 0        | -                     | -                              |
| <b>TOTAL MPIO. ELOTA</b>           |             |        |                               | <b>0</b>                    | <b>0</b>       | <b>0</b> | <b>0</b>                                | <b>0</b>                          | <b>0</b>       | <b>0</b> | <b>6</b>                   | <b>0.00</b>                    |                 | <b>0</b>                           | <b>1</b>       | <b>1</b> | <b>0.00</b>           |                                |
| COSALÁ                             | SLSSA000572 | SSA    | HOSPITAL INTEGRAL COSALA      | 0                           | 0              | 0        | 0                                       | 1                                 | 1              | 0        | 45                         | 0.00                           | 1               | 1                                  | 3              | 2        | 33.33                 | 1                              |
| <b>TOTAL MPIO. COSALA</b>          |             |        |                               | <b>0</b>                    | <b>0</b>       | <b>0</b> | <b>0</b>                                | <b>1</b>                          | <b>1</b>       | <b>0</b> | <b>45</b>                  | <b>0.00</b>                    |                 | <b>1</b>                           | <b>3</b>       | <b>2</b> | <b>33.33</b>          |                                |
| SAN IGNACIO                        | SLSSA017570 | SSA    | HOSPITAL INTEGRAL SAN IGNACIO | 0                           | 0              | 0        | 0                                       | 0                                 | 0              | 0        | 0                          | -                              | -               | 0                                  | 0              | 0        | -                     | -                              |
| <b>TOTAL MPIO. SAN IGNACIO</b>     |             |        |                               | <b>0</b>                    | <b>0</b>       | <b>0</b> | <b>0</b>                                | <b>0</b>                          | <b>0</b>       | <b>0</b> | <b>0</b>                   | <b>-</b>                       |                 | <b>0</b>                           | <b>0</b>       | <b>0</b> | <b>-</b>              |                                |
| <b>TOTAL JURISDICCION 5, ELOTA</b> |             |        |                               | <b>0</b>                    | <b>0</b>       | <b>0</b> | <b>0</b>                                | <b>1</b>                          | <b>1</b>       | <b>0</b> | <b>51</b>                  | <b>0.00</b>                    |                 | <b>1</b>                           | <b>4</b>       | <b>3</b> | <b>25.00</b>          |                                |

**NUEVA NORMALIDAD**

**INDICE DE POSITIVIDAD 25.**

**TASA DE LETALIDAD .**





DIRECCIÓN DE PREVENCIÓN Y PROMOCIÓN DE LA SALUD  
SUBDIRECCIÓN DE EPIDEMIOLOGÍA

**SALUD**

SECRETARÍA DE SALUD

