



SERVICIOS DE SALUD DE SINALOA

SUBDIRECCIÓN DE VIGILANCIA EPIDEMIOLÓGICA

COVID-19 SINALOA

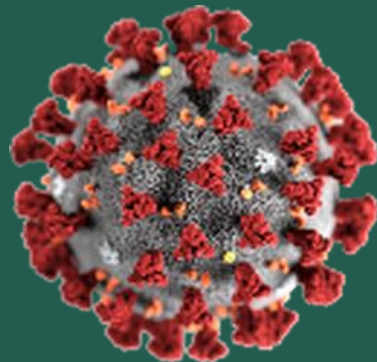
Comunicado Técnico Diario

NUEVA
NORMALIDAD

lunes, 02 de noviembre de 2020

SALUD

SECRETARÍA DE SALUD



| | |
|--------------|-------------|
| Fecha Corte: | 02/nov/2020 |
| Hora Corte: | 3:20 pm |

Dr. José Pablo Güémez Alvarez

Jefe de Depto. De Vigilancia Epidemiologica

Servicios de Salud de Sinaloa



SERVICIOS DE SALUD DE SINALOA
SUBDIRECCIÓN DE VIGILANCIA EPIDEMIOLÓGICA

PANORAMA EPIDEMIOLOGICO DE COVID-19

SINALOA

Información diaria

NUEVA
NORMALIDAD

lunes, 02 de noviembre de 2020

SALUD

SECRETARÍA DE SALUD





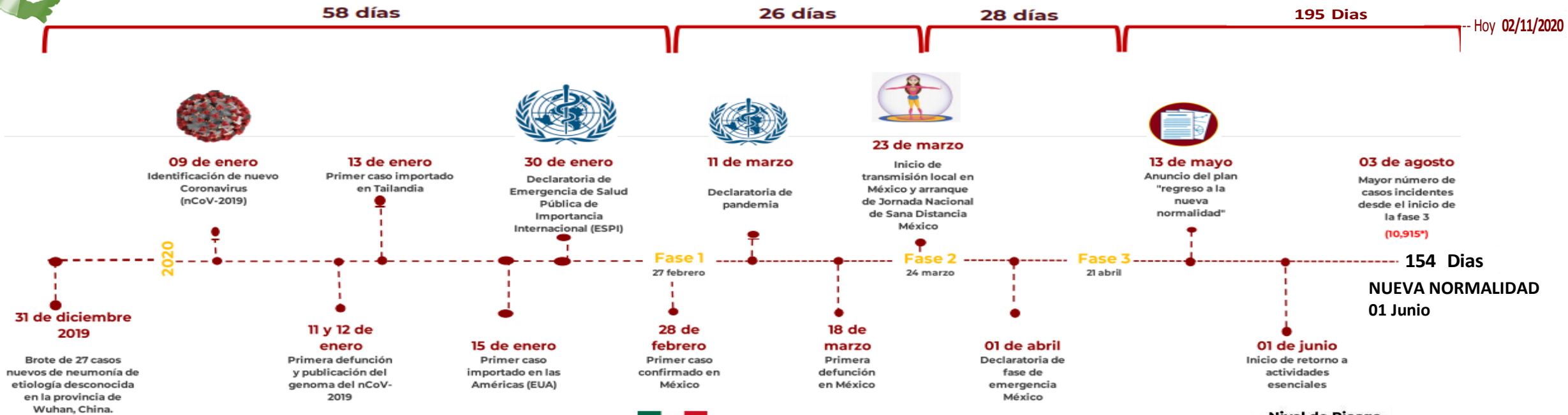
SERVICIOS DE SALUD DE SINALOA

SUBDIRECCIÓN DE VIGILANCIA EPIDEMIOLÓGICA

| Municipios | Notificados en Plataforma | Acumulados al 02/nov/2020 | | RESULTADO FINAL | | | | | | Tasa de Incidencia | Total Activos* | Tasa de Incidencia Activos |
|--------------------|---------------------------|---------------------------|---------------|--------------------|---------------------|--------------|---------------------|--------------|--------------------------|--------------------|----------------|----------------------------|
| | Num.- | Femeninos | Masculinos | RESULTADO NEGATIVO | RESULTADO INFLUENZA | OTROS DX | POSITIVO SARS-CoV-2 | SOSPECHOSOS | DEFUNCION (+) Sars-CoV-2 | | | |
| AHOME | 6,061 | 3,063 | 2,998 | 2,598 | 46 | 283 | 2,875 | 259 | 679 | 600.6 | 47 | 9.8 |
| CHOIX | 138 | 68 | 70 | 60 | 3 | 9 | 59 | 7 | 7 | 162.3 | 1 | 2.8 |
| EL FUERTE | 611 | 297 | 314 | 267 | 3 | 36 | 285 | 20 | 76 | 261.3 | 4 | 3.7 |
| GUASAVE | 6,657 | 3,627 | 3,030 | 2,289 | 9 | 1,287 | 2,927 | 145 | 433 | 903.6 | 62 | 19.1 |
| SINALOA | 679 | 322 | 357 | 325 | 0 | 40 | 299 | 15 | 41 | 306.1 | 4 | 4.1 |
| ANGOSTURA | 472 | 206 | 266 | 138 | 0 | 31 | 298 | 5 | 69 | 594.3 | 3 | 6.0 |
| MOCORITO | 243 | 110 | 133 | 101 | 0 | 22 | 118 | 2 | 37 | 236.7 | 3 | 6.0 |
| SALVADOR ALVARADO | 1,294 | 661 | 633 | 438 | 1 | 64 | 776 | 15 | 135 | 874.5 | 9 | 10.1 |
| BADIRAGUATO | 309 | 167 | 142 | 131 | 0 | 45 | 128 | 5 | 15 | 406.4 | 1 | 3.2 |
| CULIACÁN | 20,658 | 10,958 | 9,700 | 7,833 | 26 | 3,591 | 8,581 | 627 | 1,244 | 858.5 | 237 | 23.7 |
| NAVOLATO | 1,444 | 779 | 665 | 561 | 8 | 170 | 658 | 47 | 125 | 443.5 | 8 | 5.4 |
| COSALÁ | 226 | 131 | 95 | 51 | 0 | 104 | 67 | 4 | 4 | 382.2 | 0 | 0.0 |
| ELOTA | 156 | 76 | 80 | 55 | 2 | 44 | 53 | 2 | 13 | 118.6 | 0 | 0.0 |
| SAN IGNACIO | 106 | 50 | 56 | 47 | 0 | 11 | 47 | 1 | 12 | 198.4 | 0 | 0.0 |
| CONCORDIA | 114 | 52 | 62 | 39 | 0 | 16 | 54 | 5 | 17 | 169.6 | 0 | 0.0 |
| ESCUINAPA | 533 | 293 | 240 | 159 | 5 | 59 | 309 | 1 | 54 | 497.3 | 3 | 4.8 |
| MAZATLÁN | 8,310 | 4,277 | 4,033 | 2,967 | 3 | 1,471 | 3,797 | 72 | 565 | 747.1 | 67 | 13.2 |
| ROSARIO | 282 | 132 | 150 | 103 | 1 | 35 | 137 | 6 | 23 | 250.5 | 1 | 1.8 |
| Total | 48,293 | 25,269 | 23,024 | 18,162 | 107 | 7,318 | 21,468 | 1,238 | 3,549 | 680.1 | 450 | 14.3 |
| Otro Estado | 240 | 86 | 154 | 98 | 2 | 25 | 108 | 7 | 20 | | | |

Fuente: Plataforma Nacional de Vigilancia Epidemiológica COVID-19. Acumulados al 02/nov/2020 Tasa de Incidencia por 100,000 Habitantes. Por Lugar de Residencia.

Línea del tiempo COVID-2019, México



Hoy 02/11/2020

COVID-19 SINALOA: Resumen de Casos Confirmados

27 feb - al lunes, 02 de noviembre de 2020



307 Dias



[31/12/2019 - 02/11/2020]

Confirmados acumulados

21,576

Casos Estudiados

48,533

Negativos acumulados

18,260

Casos Confirmados activos*

450

Defunciones

3,569

Nuevos Sospechosos

1,245

FASE 1
27/02/2020
Primer Caso Confirmado COVID-19

FASE 2
23/03/2020
4 Casos Confirmados COVID-19

FASE 3
21/04/2020
557 Casos Confirmados COVID-19

NUEVA NORMALIDAD
01/06/2020
3594 Casos Confirmados COVID-19



249 Dias

[27/02/2020 - 02/11/2020]

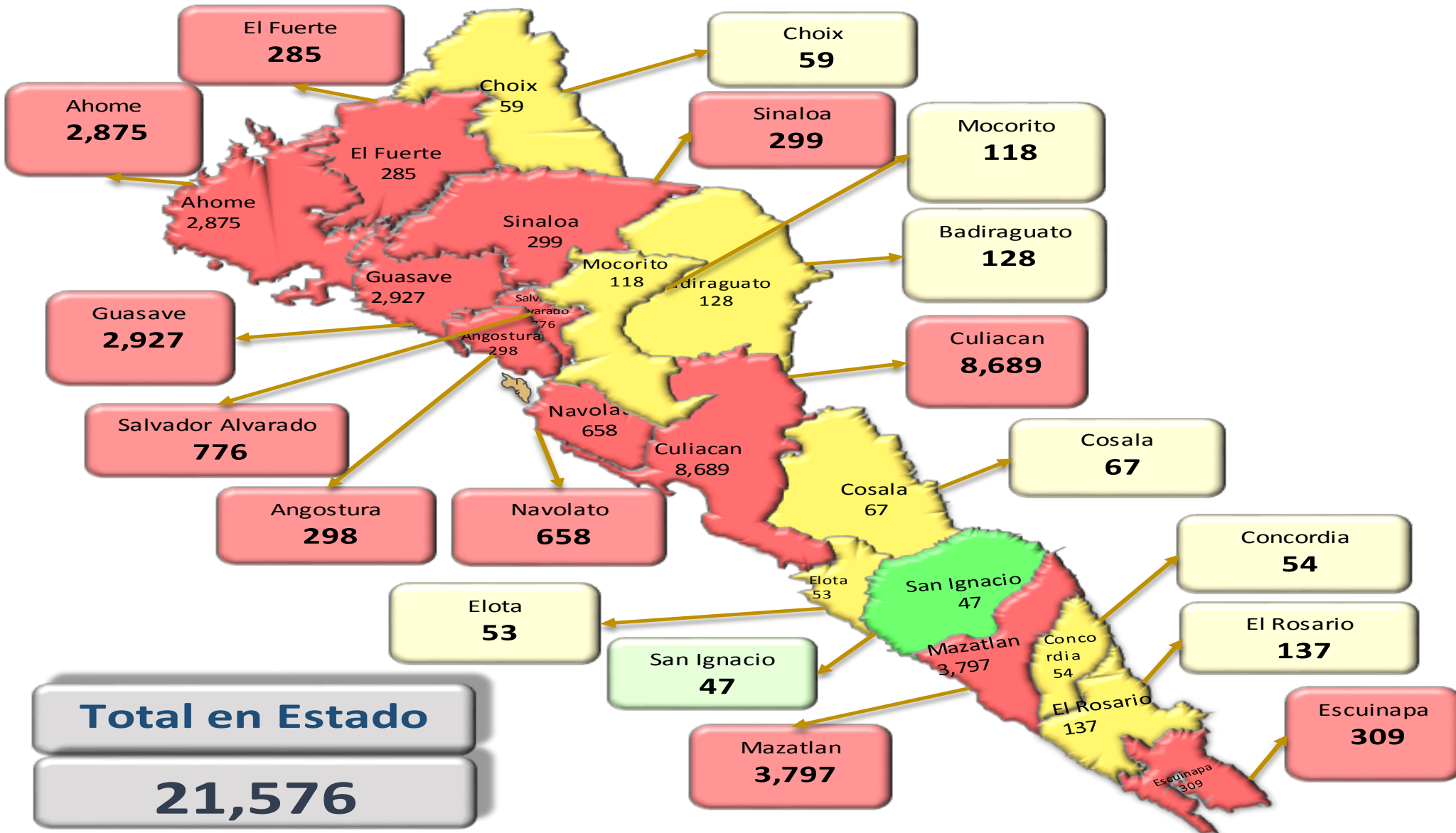
*CASO ACTIVO: Caso confirmado positivo con fecha de inicio de síntomas en los últimos 14 días.

COVID-19 Sinaloa: Mapa de casos confirmados acumulados por municipio de residencia

NUEVA NORMALIDAD

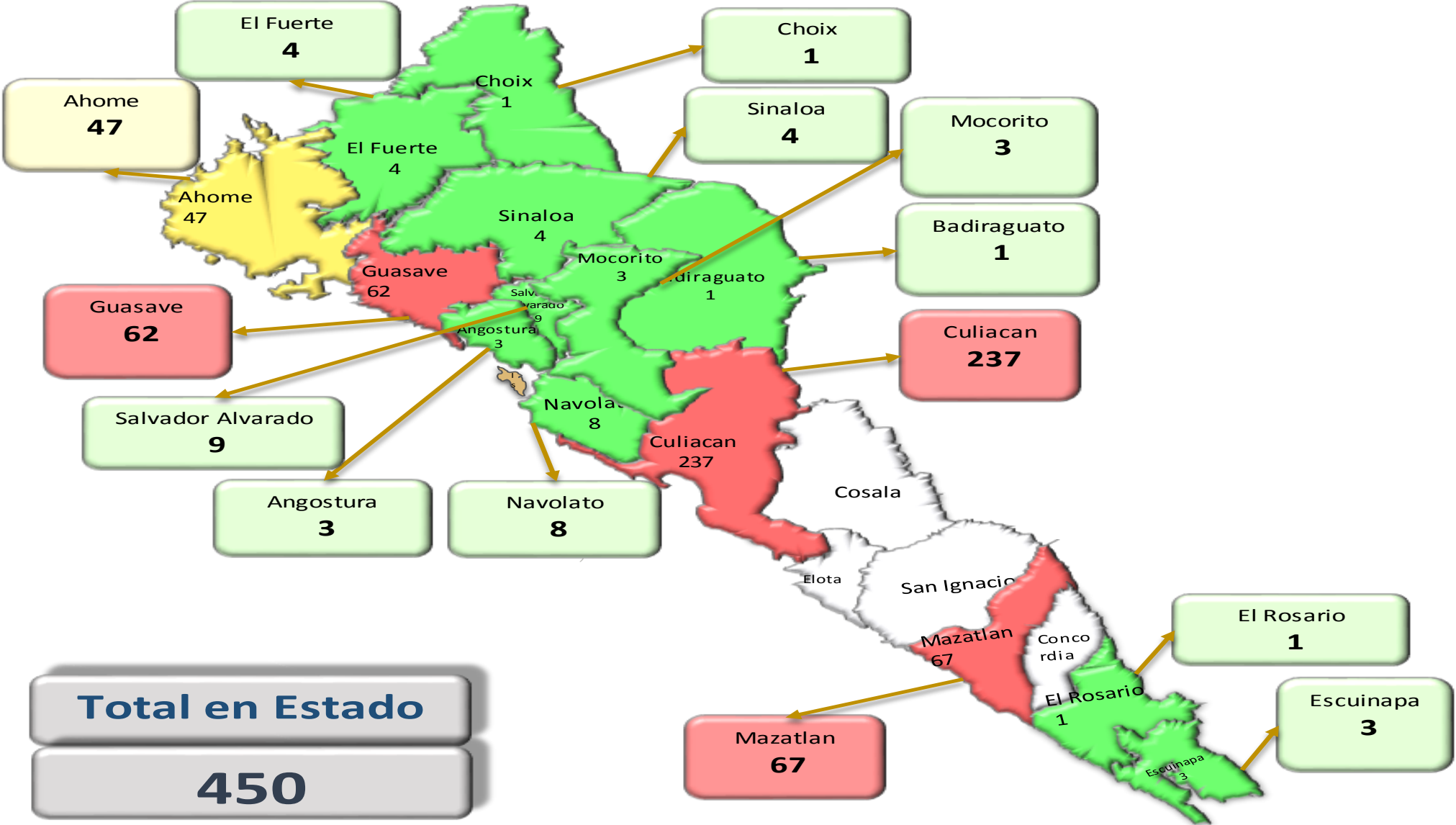
21,576

Confirmados acumulados



COVID-19 Sinaloa: Mapa de casos confirmados activos por municipio de residencia

CASOS ACTIVOS*: Caso Confirmado Positivo con fecha de inicio de síntomas en los últimos 14 días.



Total en Estado
450

NUEVA NORMALIDAD

450

Confirmados activos



COVID-19 Sinaloa: Tabla de Tasas de Letalidad, Mortalidad y Morbilidad

| Municipio | Poblacion 2020 | Defunciones Acumuladas a la | | | Casos confirmados Acumulados a la | | | Tasa letalidad X 100 (D/G)*100 | Lugar Letalidad | Tasa de mortalidad (D/B por 100,000) | Lugar Mortalidad | Tasa de morbilidad (G/B por 100,000) | Lugar Morbilidad | Casos activos Ultimos 14 dias |
|----------------------|------------------|-----------------------------|----------------|-----------|-----------------------------------|----------------|------------|--------------------------------|-----------------|--------------------------------------|------------------|--------------------------------------|------------------|-------------------------------|
| | | SEM EPI NUM-43 | SEM EPI NUM-44 | Aumento | SEM EPI NUM-43 | SEM EPI NUM-44 | Aumento | | | | | | | |
| AHOME | 478,702 | 675 | 680 | 5 | 2802 | 2884 | 82 | 23.58 | 6 | 142.05 | 2 | 602.46 | 5 | 47 |
| CHOIX | 36,345 | 7 | 7 | 0 | 57 | 58 | 1 | 12.07 | 16 | 19.26 | 18 | 159.58 | 17 | 1 |
| EL FUERTE | 109,067 | 76 | 76 | 0 | 282 | 285 | 3 | 26.67 | 3 | 69.68 | 10 | 261.31 | 12 | 4 |
| GUASAVE | 323,928 | 428 | 432 | 4 | 2868 | 2923 | 55 | 14.78 | 13 | 133.36 | 4 | 902.36 | 1 | 62 |
| SINALOA | 97,695 | 41 | 41 | 0 | 295 | 299 | 4 | 13.71 | 15 | 41.97 | 15 | 306.05 | 11 | 4 |
| ANGOSTURA | 50,140 | 69 | 69 | 0 | 295 | 298 | 3 | 23.15 | 7 | 137.62 | 3 | 594.34 | 6 | 3 |
| MOCORITO | 49,852 | 37 | 37 | 0 | 115 | 117 | 2 | 31.62 | 1 | 74.22 | 9 | 234.69 | 14 | 3 |
| SALVADOR ALVARADO | 88,736 | 133 | 135 | 2 | 762 | 771 | 9 | 17.51 | 9 | 152.14 | 1 | 868.87 | 2 | 9 |
| BADIRAGUATO | 31,493 | 15 | 15 | 0 | 123 | 128 | 5 | 11.72 | 17 | 47.63 | 13 | 406.44 | 9 | 1 |
| CULIACAN | 999,591 | 1220 | 1246 | 26 | 8349 | 8604 | 255 | 14.48 | 14 | 124.65 | 5 | 860.75 | 3 | 238 |
| NAVOLATO | 148,357 | 125 | 125 | 0 | 647 | 661 | 14 | 18.91 | 8 | 84.26 | 8 | 445.55 | 8 | 8 |
| COSALA | 17,530 | 4 | 4 | 0 | 67 | 67 | 0 | 5.97 | 18 | 22.82 | 17 | 382.20 | 10 | 0 |
| ELOTA | 44,674 | 13 | 13 | 0 | 52 | 53 | 1 | 24.53 | 5 | 29.10 | 16 | 118.64 | 18 | 0 |
| SAN IGNACIO | 23,690 | 12 | 12 | 0 | 47 | 47 | 0 | 25.53 | 4 | 50.65 | 12 | 198.39 | 15 | 0 |
| CONCORDIA | 31,830 | 16 | 17 | 1 | 54 | 54 | 0 | 31.48 | 2 | 53.41 | 11 | 169.65 | 16 | 0 |
| ESCUINAPA | 62,140 | 54 | 54 | 0 | 305 | 309 | 4 | 17.48 | 10 | 86.90 | 7 | 497.26 | 7 | 3 |
| MAZATLAN | 508,203 | 555 | 563 | 8 | 3733 | 3790 | 57 | 14.85 | 12 | 110.78 | 6 | 745.76 | 4 | 67 |
| ROSARIO | 54,700 | 23 | 23 | 0 | 137 | 137 | 0 | 16.79 | 11 | 42.05 | 14 | 250.46 | 13 | 1 |
| TOTAL SINALOA | 3,156,674 | 3503 | 3549 | 46 | 20990 | 21,485 | 495 | 16.52 | | 112.43 | | 680.62 | | 451 |

NUEVA NORMALIDAD

Tasa de Mortalidad
112.4
por 100 mil habt.

Tasa de Letalidad
16.5
por 100 habt.



COVID-19 Sinaloa: Tabla de Positividad e índice de pruebas por Municipio

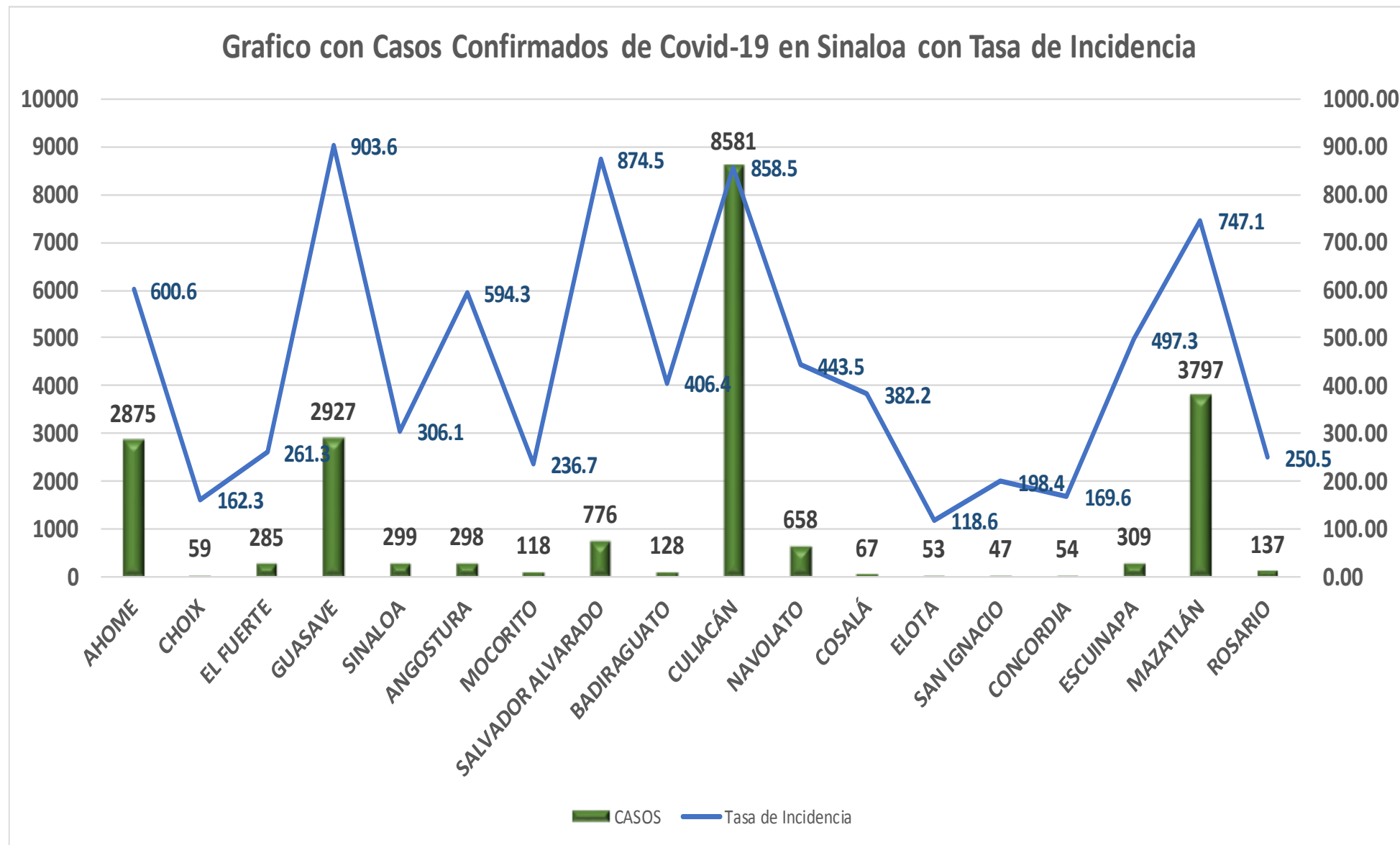
| Municipio | Poblacion 2020 | SOSPECHOSOS | NEGATIVOS | CASOS CONFIRMADOS | PRUEBAS REALIZADAS Acumuladas a la | | | INDICE DE POSITIVIDAD | Lugar de Indice de POSITIVIDAD | INDICE DE PRUEBAS POR 100,000 | Lugar INDICE DE PRUEBAS |
|----------------------|------------------|---------------|---------------|-------------------|------------------------------------|----------------|------------|-----------------------|--------------------------------|-------------------------------|-------------------------|
| | | | | | SEM EPI NUM-43 | SEM EPI NUM-44 | Aumento | | | | |
| AHOME | 478,702 | 6170 | 2631 | 2889 | 5530 | 5689 | 159 | 50.78 | 12 | 1188.42 | 5 |
| CHOIX | 36,345 | 139 | 61 | 59 | 120 | 124 | 4 | 47.58 | 16 | 341.18 | 16 |
| EL FUERTE | 109,067 | 615 | 269 | 285 | 561 | 570 | 9 | 50.00 | 13 | 522.62 | 12 |
| GUASAVE | 323,928 | 6734 | 2301 | 2933 | 5269 | 5367 | 98 | 54.65 | 8 | 1656.85 | 2 |
| SINALOA | 97,695 | 686 | 325 | 300 | 632 | 639 | 7 | 46.95 | 17 | 654.08 | 11 |
| ANGOSTURA | 50,140 | 476 | 138 | 301 | 432 | 441 | 9 | 68.25 | 1 | 879.54 | 6 |
| MOCORITO | 49,852 | 250 | 106 | 120 | 213 | 224 | 11 | 53.57 | 9 | 449.33 | 14 |
| SALVADOR ALVARADO | 88,736 | 1295 | 439 | 776 | 1203 | 1221 | 18 | 63.55 | 3 | 1376.00 | 3 |
| BADIRAGUATO | 31,493 | 309 | 131 | 128 | 252 | 263 | 11 | 48.67 | 14 | 835.10 | 8 |
| CULIACAN | 999,591 | 21100 | 8001 | 8729 | 16415 | 16867 | 452 | 51.75 | 11 | 1687.39 | 1 |
| NAVOLATO | 148,357 | 1463 | 571 | 665 | 1223 | 1249 | 26 | 53.24 | 10 | 841.89 | 7 |
| COSALA | 17,530 | 226 | 51 | 67 | 119 | 120 | 1 | 55.83 | 6 | 684.54 | 10 |
| ELOTA | 44,674 | 161 | 57 | 53 | 117 | 118 | 1 | 44.92 | 18 | 264.14 | 18 |
| SAN IGNACIO | 23,690 | 109 | 48 | 47 | 98 | 98 | 0 | 47.96 | 15 | 413.67 | 15 |
| CONCORDIA | 31,830 | 114 | 39 | 54 | 94 | 95 | 1 | 56.84 | 4 | 298.46 | 17 |
| ESCUINAPA | 62,140 | 540 | 160 | 309 | 478 | 484 | 6 | 63.84 | 2 | 778.89 | 9 |
| MAZATLAN | 508,203 | 8323 | 2972 | 3800 | 6706 | 6850 | 144 | 55.47 | 7 | 1347.89 | 4 |
| ROSARIO | 54,700 | 283 | 103 | 138 | 239 | 247 | 8 | 55.87 | 5 | 451.55 | 13 |
| TOTAL SINALOA | 3,156,674 | 48,993 | 18,403 | 21,653 | 39,701 | 40,666 | 965 | 45.25 | | 582.99 | |

NUEVA NORMALIDAD

Indice de Positividad
45.3
Estado de SINALOA
SEM EPI NUM-44



COVID-19 Sinaloa: Grafico tasa de incidencia de casos Confirmados por municipio



NUEVA NORMALIDAD

21,576

Confirmados Acumulados

680.1

Incidencia Estatal Casos Confirmados por

100 mil hab.



COVID-19 Sinaloa: Grafico tasa de incidencia de casos activos por municipio



NUEVA NORMALIDAD

450

Confirmados activos

14.3

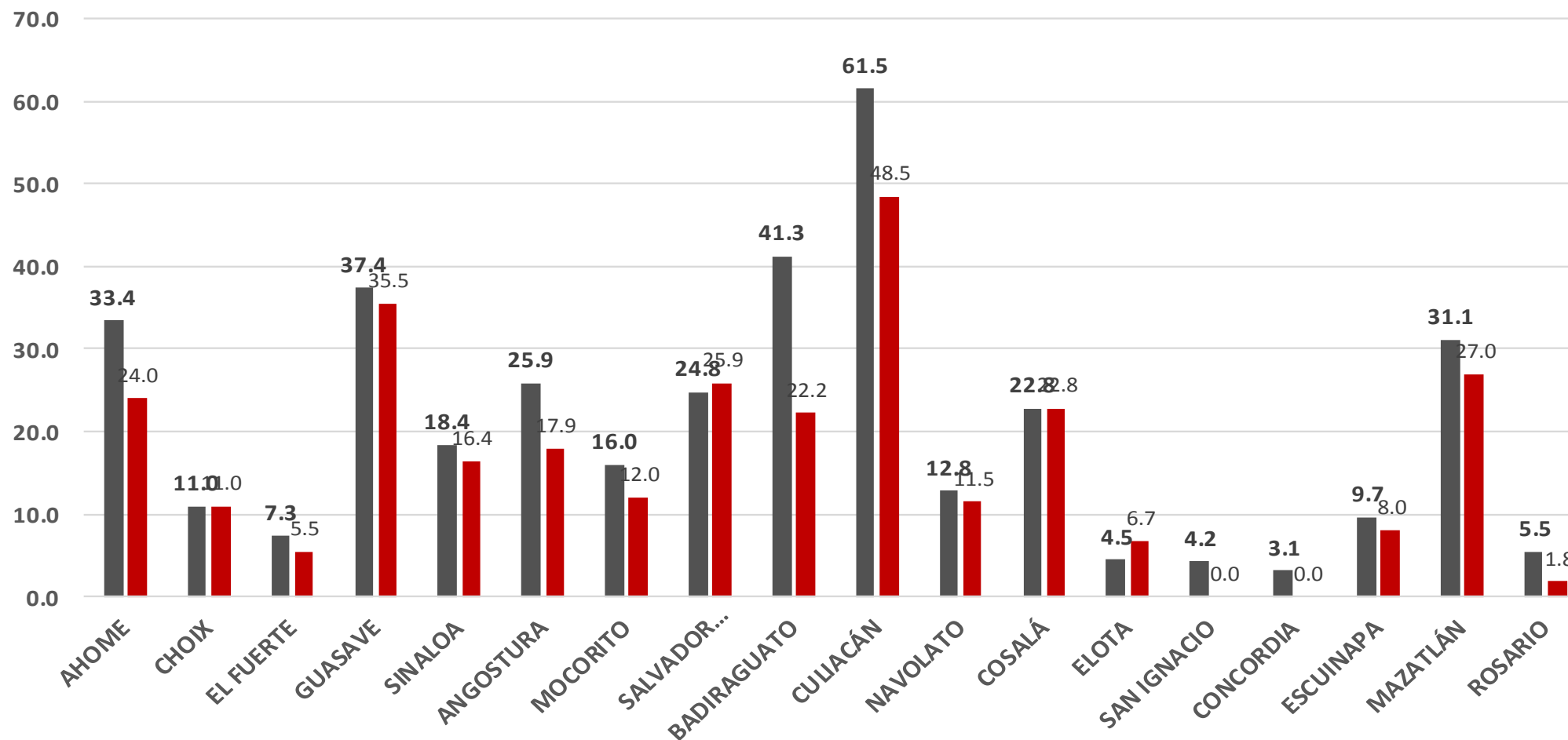
Incidencia Estatal Casos Activos por 100 mil hab.



COVID-19 Sinaloa: Grafico tasa de incidencia de casos activos por municipio

INCIDENCIA DE CASOS ACTIVOS POR MUNICIPIO

■ 11 oct al 24 oct ■ 18 oct al 31 oct



NUEVA NORMALIDAD

450

Confirmados activos

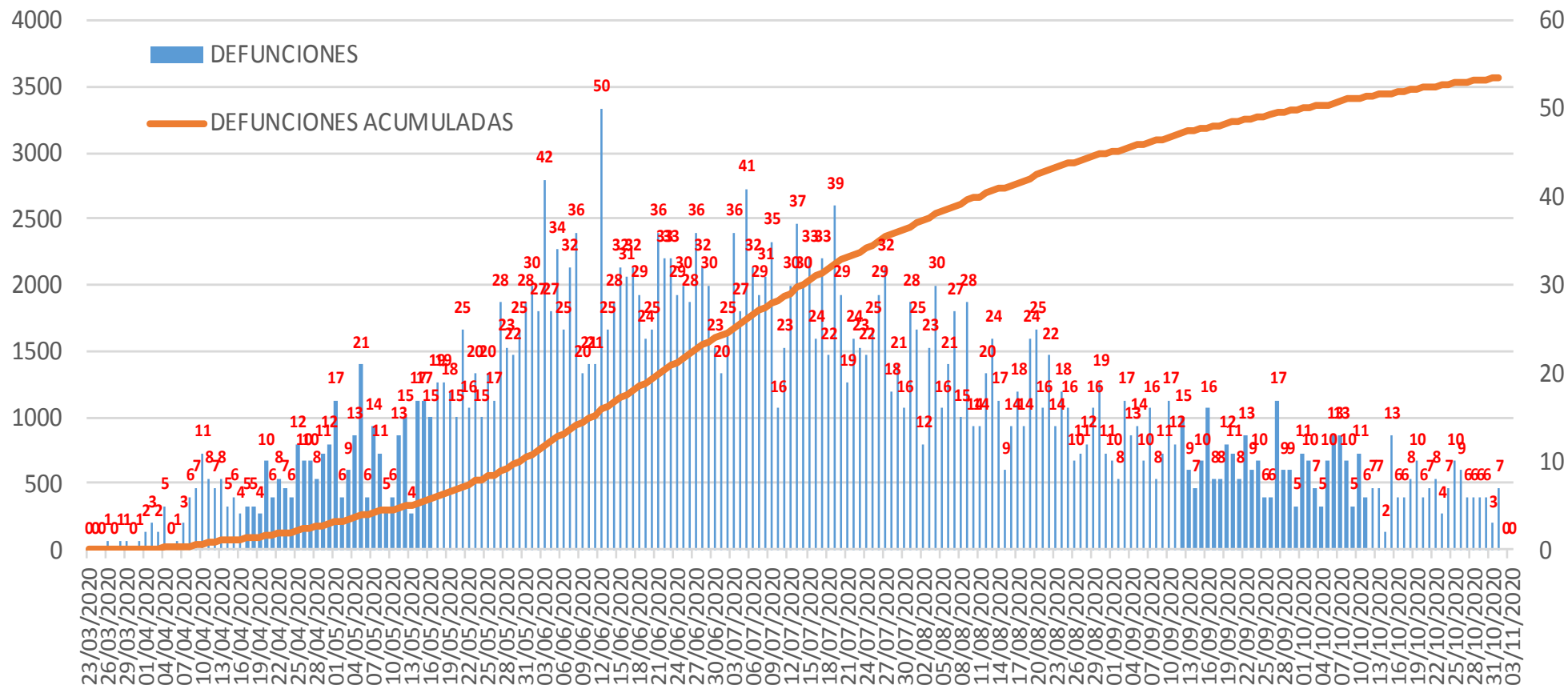
14.3

Incidencia Estatal Casos Activos por 100 mil hab.



COVID-19 Sinaloa: Defunciones acumuladas por fecha de defunción asociadas a Sars-CoV-2

Defunciones por día y acumuladas por fecha de defunción



**NUEVA
NORMALIDAD**

3,569

**Defunciones
Acumuladas**

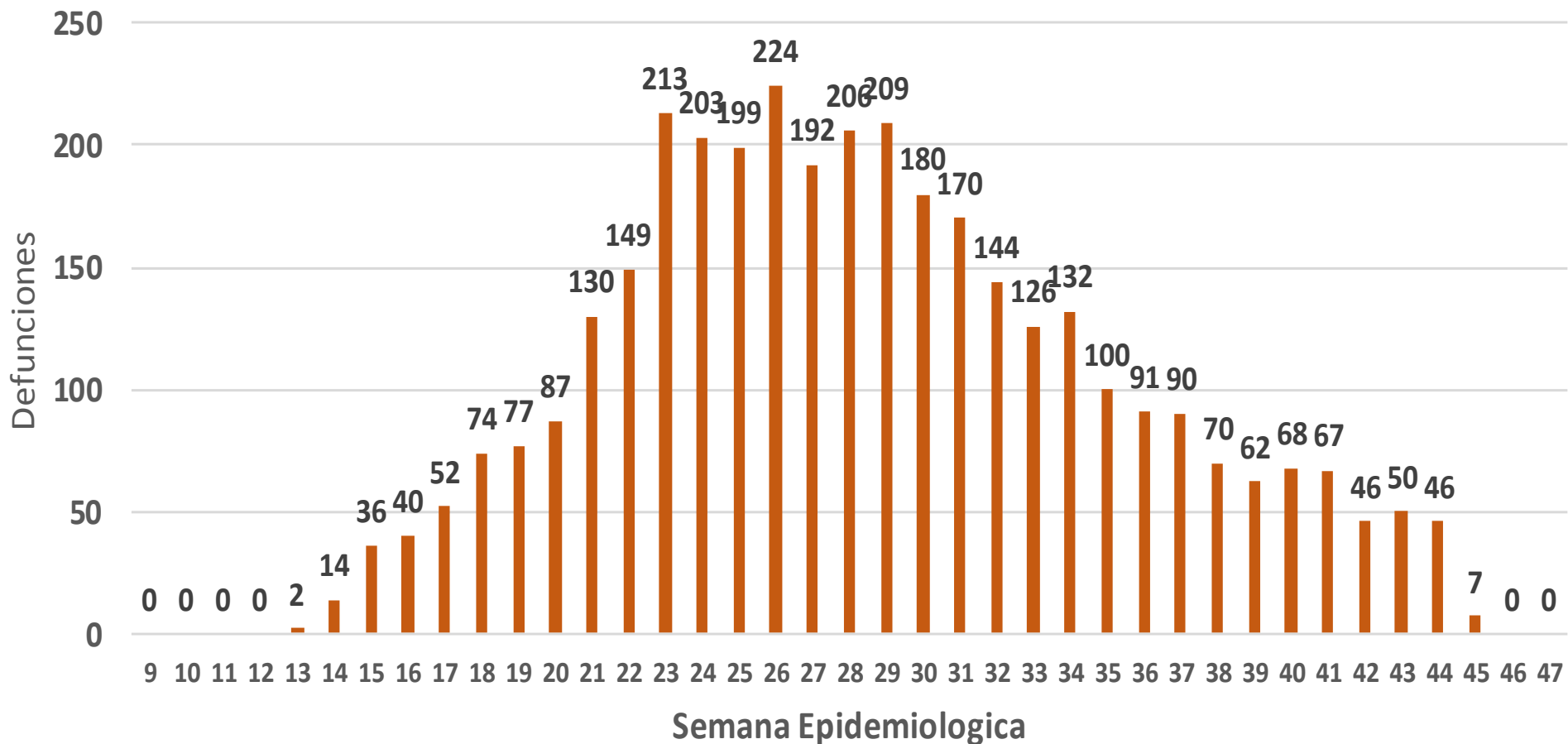
95

**Defunciones
últimos 14
días**



COVID-19 Sinaloa: Defunciones Asociadas a SARS-CoV-2 Notificadas por Semana Epidemiológica

Defunciones Asociadas a SARS-CoV-2 Notificadas por semana en SINALOA Mpio. Residentes



NUEVA NORMALIDAD

3,569

Defunciones Acumuladas

95

Defunciones últimos 14 días



COVID-19 Sinaloa: Embarazadas y Menores de 15 años



MUJERES EN EDAD FERTIL Y EMBARAZADAS POSITIVAS A SARS-CoV-2

| MUJERES EN EDAD FERTIL POR GRUPO DE EDAD | Mujeres Sospechosas | % | Mujeres (+) COVID-19 | % | CON SARS-Cov2 | | % | DEFUNCIÓN | Hospitalizadas-COVID-19 | Indice de Hospitalización | |
|--|---------------------|---------------|----------------------|---------------|---------------|--------------|---------------|-----------|-------------------------|---------------------------|--|
| | | | | | EMBARAZADAS | En PUERPERIO | | | | | |
| De 10 a 14 años | 232 | 1.4% | 63 | 0.9% | 0 | 0 | 0.0% | 0 | 0 | 0.0% | |
| De 15 a 19 años | 566 | 3.4% | 163 | 2.4% | 15 | 1 | 6.8% | 0 | 9 | 60.0% | |
| De 20 a 24 años | 1,727 | 10.4% | 609 | 9.1% | 45 | 6 | 21.7% | 1 | 20 | 44.4% | |
| De 25 a 44 años | 11,527 | 69.1% | 4,671 | 70.2% | 149 | 19 | 71.5% | 4 | 48 | 32.2% | |
| De 45 a 49 años | 2,623 | 15.7% | 1,151 | 17.3% | 0 | 0 | 0.0% | 0 | 0 | 0.0% | |
| TOTAL | 16,675 | 100.0% | 6,657 | 100.0% | 209 | 26 | 100.0% | 5 | 77 | 36.8% | |
| | | | | | 235 | | | | | | |

NUEVA NORMALIDAD

3,569

Defunciones Acumuladas

95

Defunciones últimos 14 días

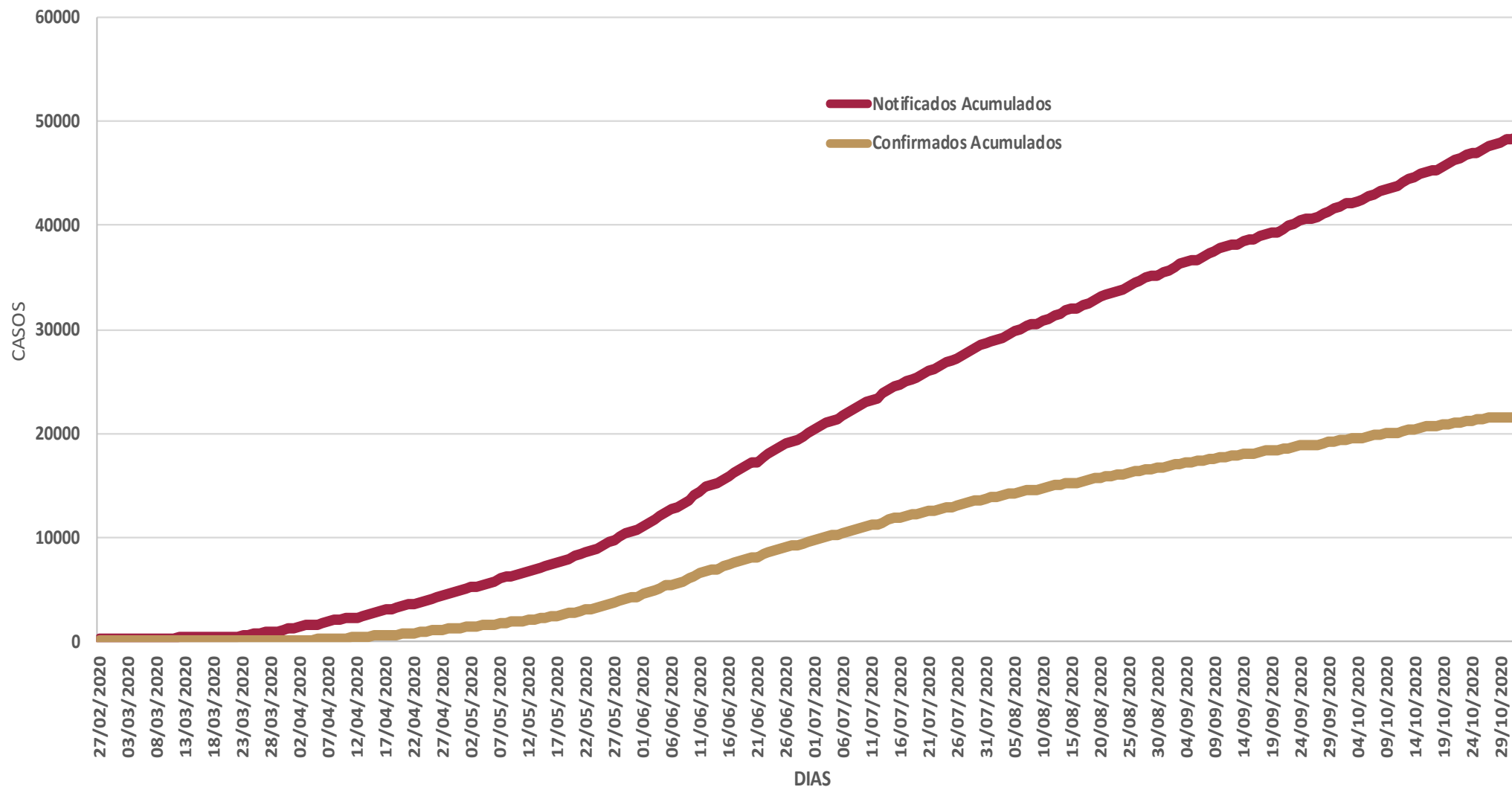


MENORES DE 15 AÑOS POSITIVOS A SARS-CoV-2

| Grupo de Edad | Sospechosos | % | CASOS (+) COVID-19 | % | Defuncion | Letalidad | Hosp-COVID-19 | Indice de Hospitalización | Tasa de Incidencia |
|---------------------------|--------------|---------------|--------------------|---------------|-----------|-------------|---------------|---------------------------|--------------------|
| De 00 años | 283 | 18.4% | 39 | 12.2% | 1 | 2.6% | 19 | 48.7% | 77.6 |
| De 01 a 04 años | 373 | 24.2% | 61 | 19.1% | 1 | 1.6% | 18 | 29.5% | 30.0 |
| De 05 a 09 años | 391 | 25.4% | 90 | 28.2% | 3 | 3.3% | 21 | 23.3% | 34.2 |
| De 10 a 14 años | 493 | 32.0% | 129 | 40.4% | 4 | 3.1% | 15 | 11.6% | 47.5 |
| TOTAL < 15 AÑOS | 1,540 | 100.0% | 319 | 100.0% | 9 | 2.8% | 73 | 22.9% | |



COVID-19 Sinaloa: Casos acumulados sospechosos y confirmados por fecha de inicio de síntomas



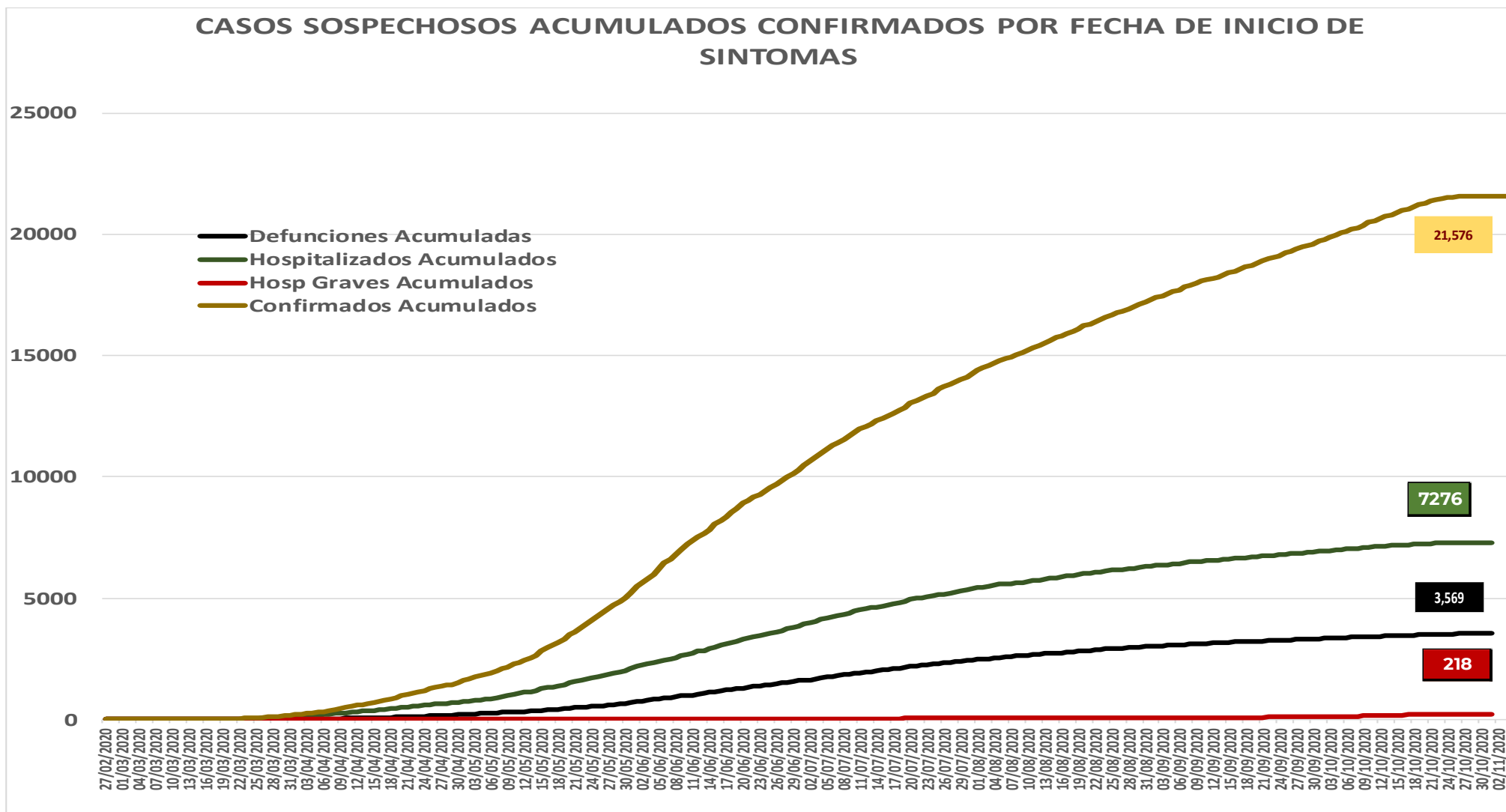
**NUEVA
NORMALIDAD**





COVID-19 Sinaloa: Casos sospechosos y confirmados por fecha de inicio de síntomas

CASOS SOSPECHOSOS ACUMULADOS CONFIRMADOS POR FECHA DE INICIO DE SINTOMAS



NUEVA NORMALIDAD

1,245

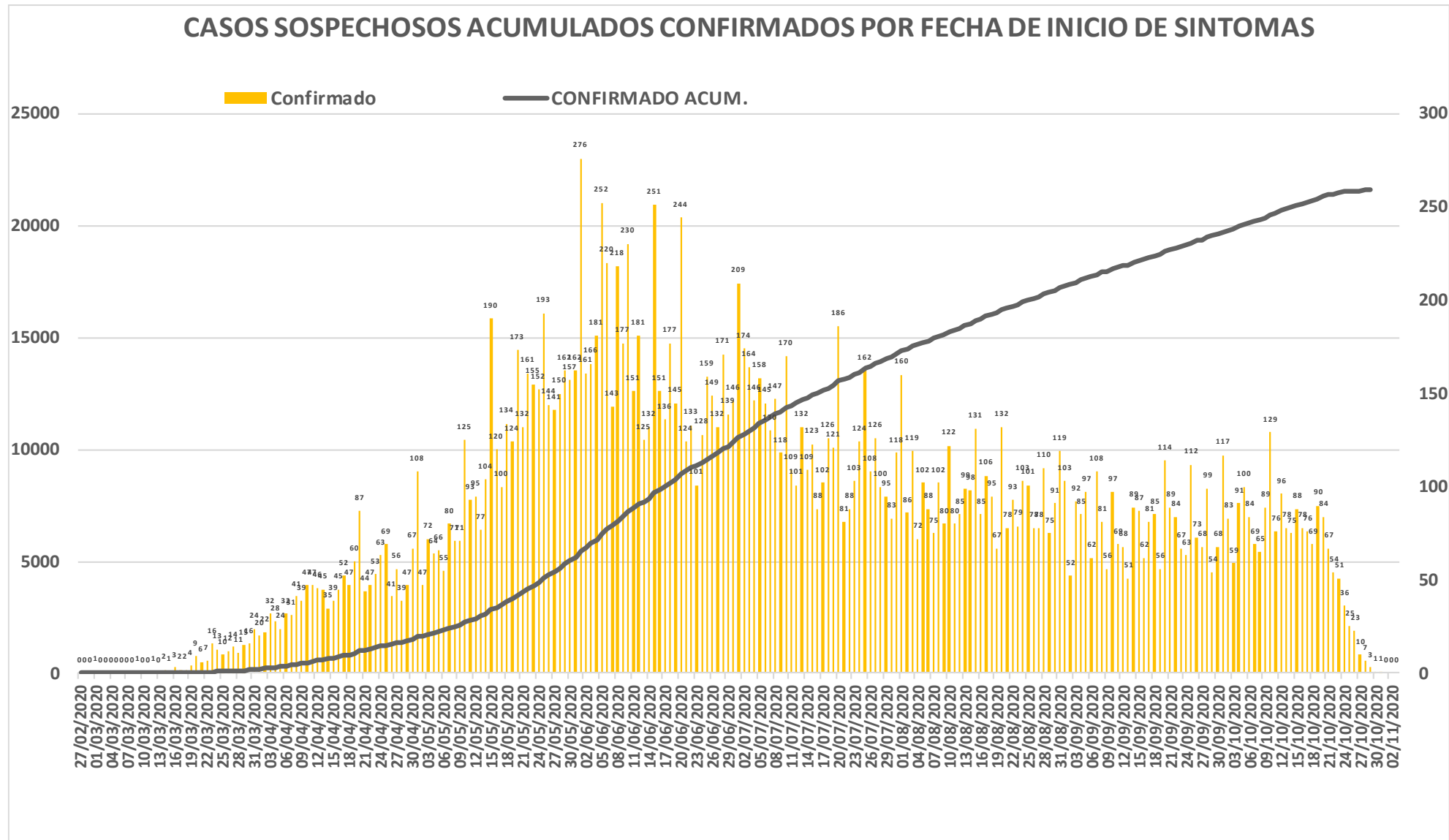
Nuevos Sospechosos

21,576

Confirmados



COVID-19 Sinaloa: Curva epidémica de casos acumulados Incidentes por fecha de inicio de síntomas.



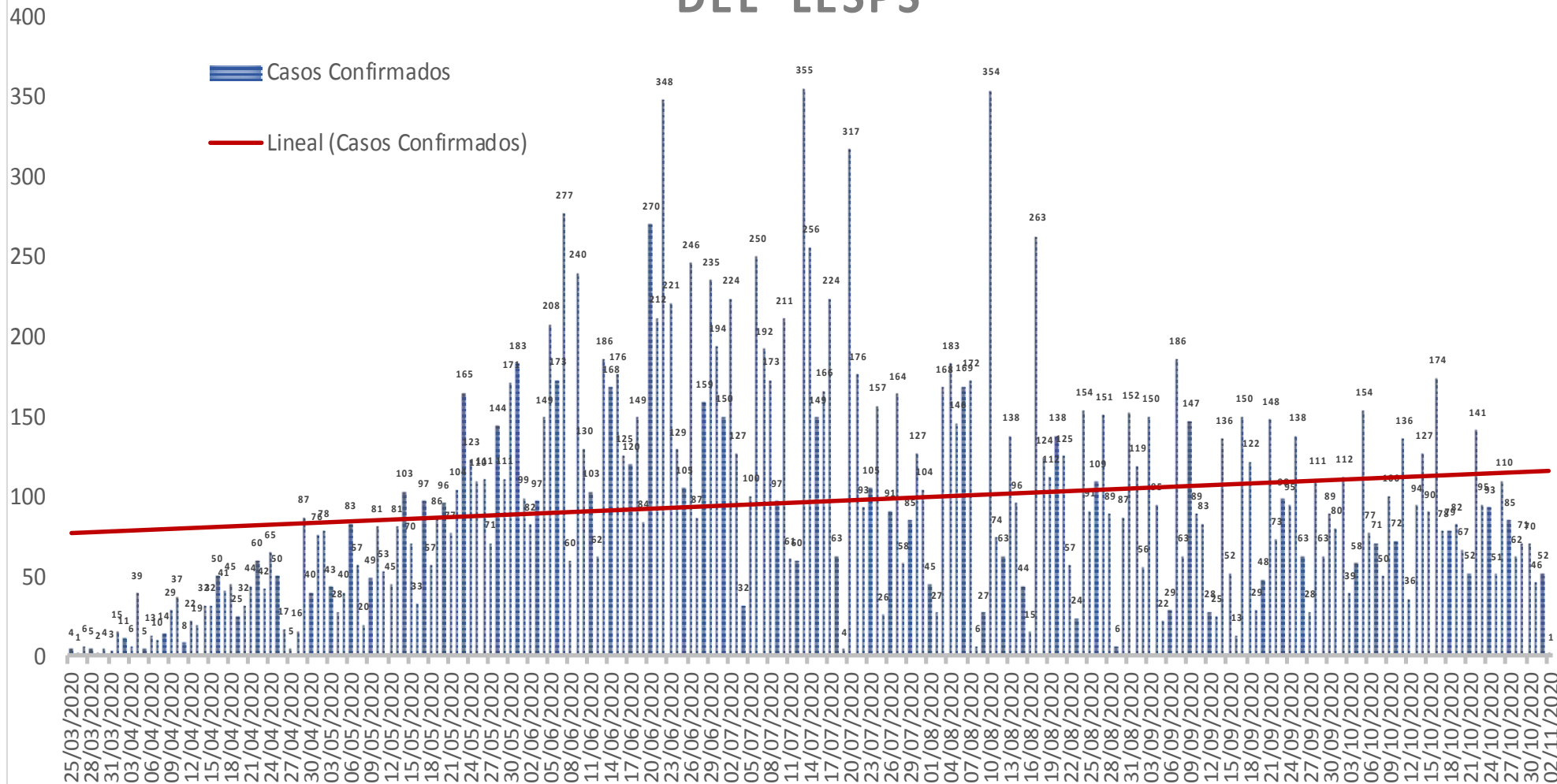
**NUEVA
NORMALIDAD**

**Confirmados
acumulados
21,576**



COVID-19 Sinaloa: Curva epidémica de casos incidentes por fecha de resultado del LESPS.

CASOS CONFIRMADOS SEGÚN FECHA DE RESULTADO DEL LESPS



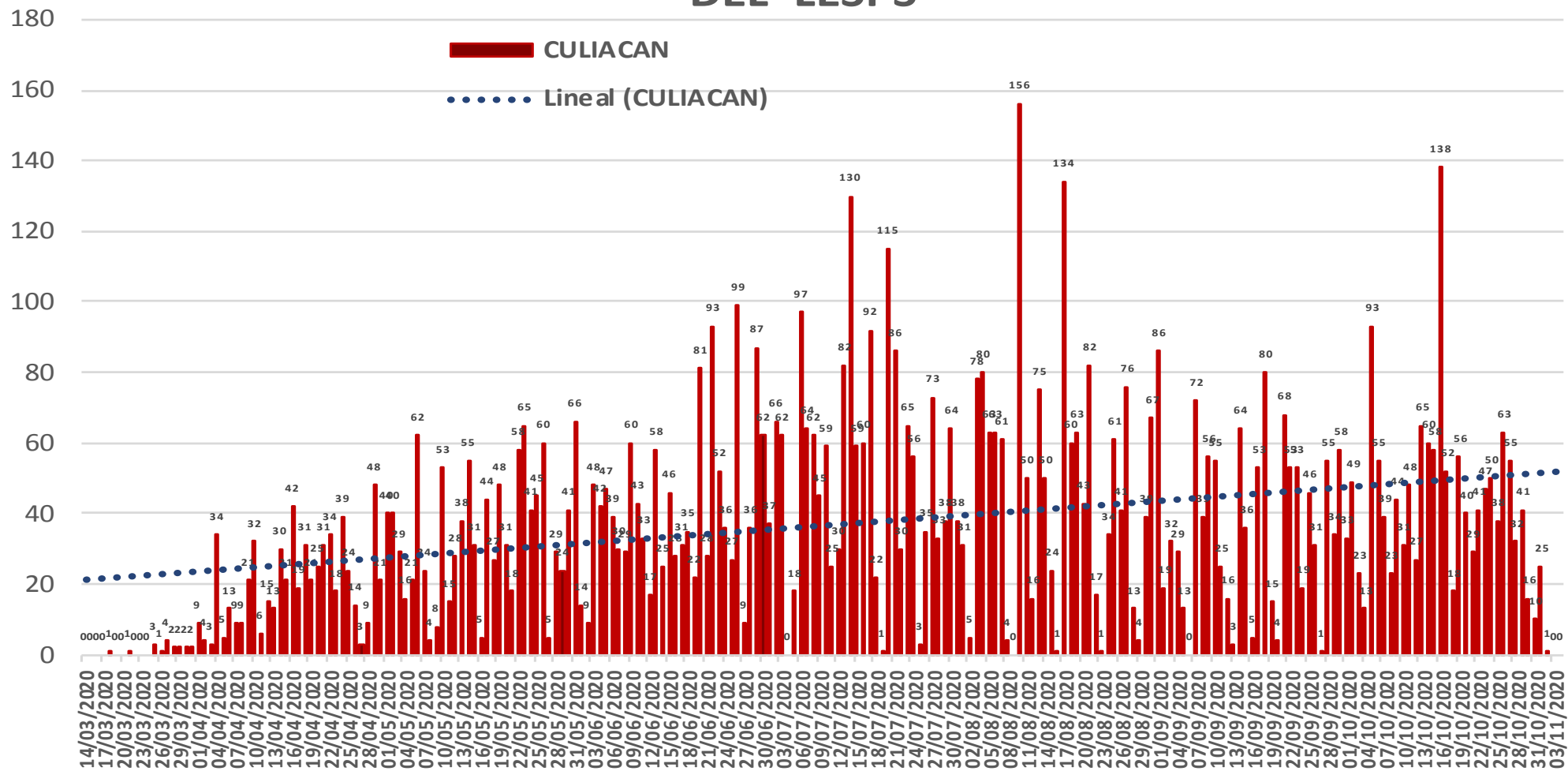
NUEVA NORMALIDAD

Estatal Confirmados acumulados
21,576



COVID-19 Sinaloa: Curva epidémica de casos incidentes por fecha de resultado del LESPS.

CASOS CONFIRMADOS SEGÚN FECHA DE RESULTADO DEL LESPS



NUEVA
NORMALIDAD

Estatal
Confirmados
acumulados

21,576

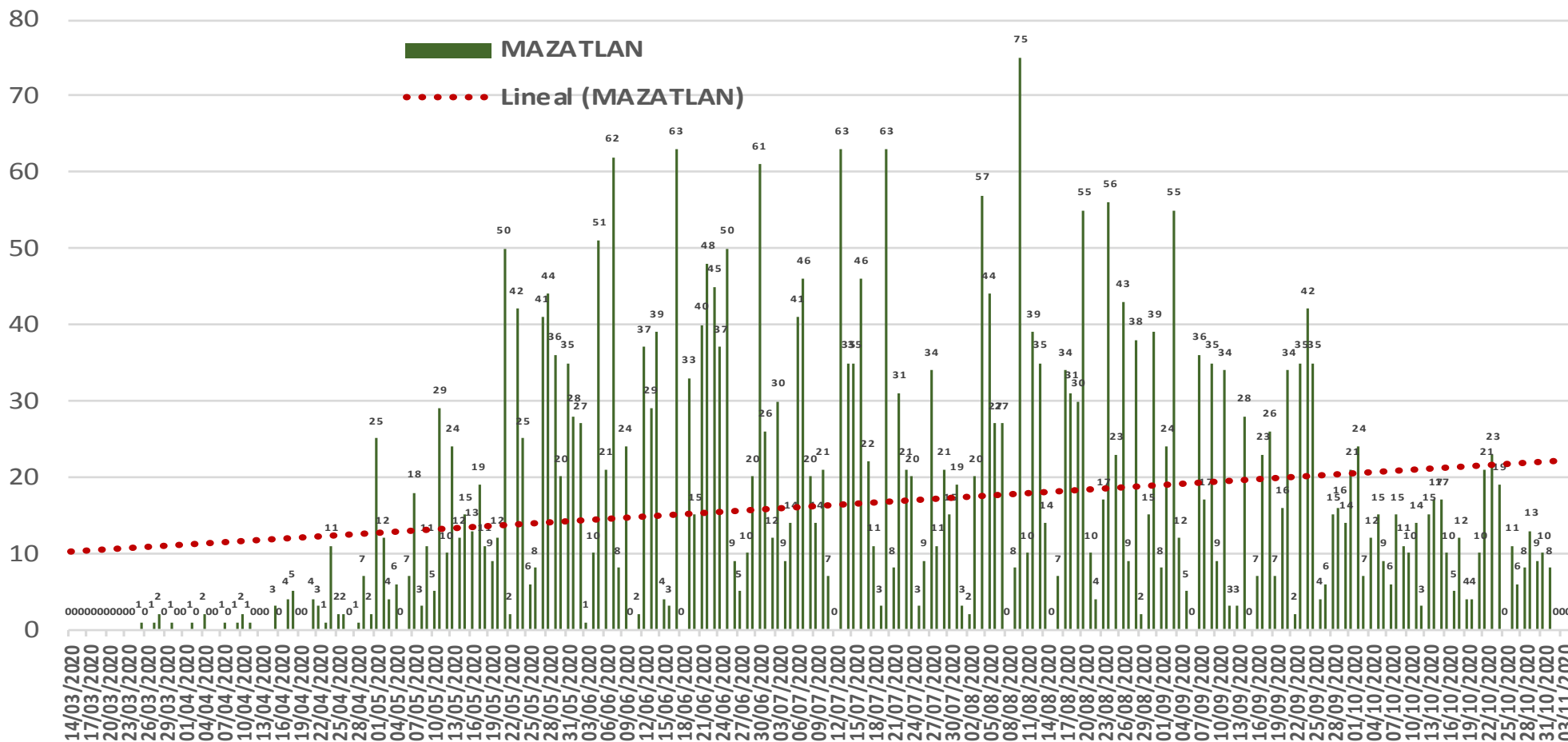
Casos
Confirmados
CULIACAN

8,581



COVID-19 Sinaloa: Curva epidémica de casos incidentes por fecha de resultado del LESPS.

CASOS CONFIRMADOS SEGÚN FECHA DE RESULTADO DEL LESPS



NUEVA NORMALIDAD

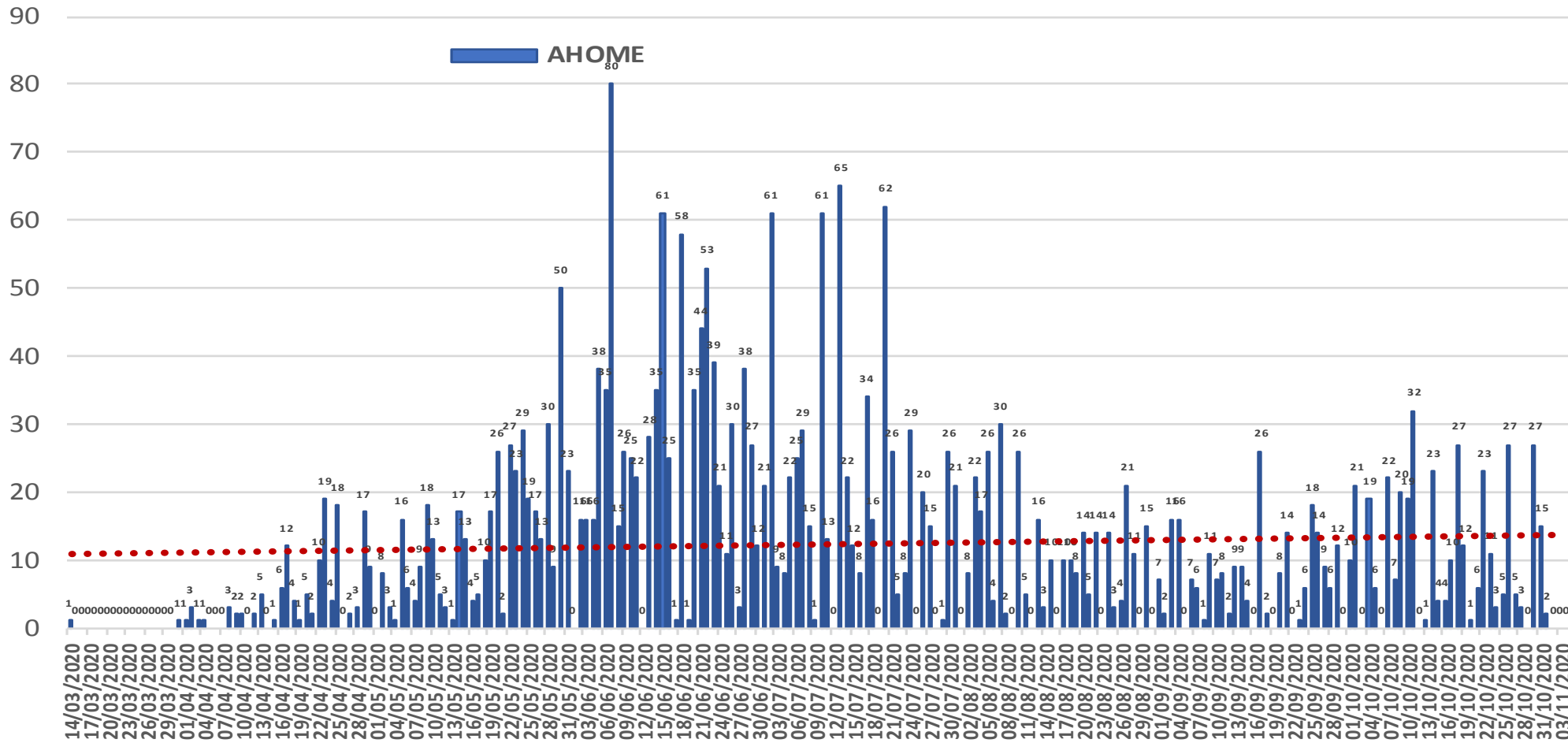
Estatad Confirmados acumulados
21,576

Casos Confirmados MAZATLAN
3,797



COVID-19 Sinaloa: Curva epidémica de casos incidentes por fecha de resultado del LESPS.

CASOS CONFIRMADOS SEGÚN FECHA DE RESULTADO DEL LESPS



NUEVA NORMALIDAD

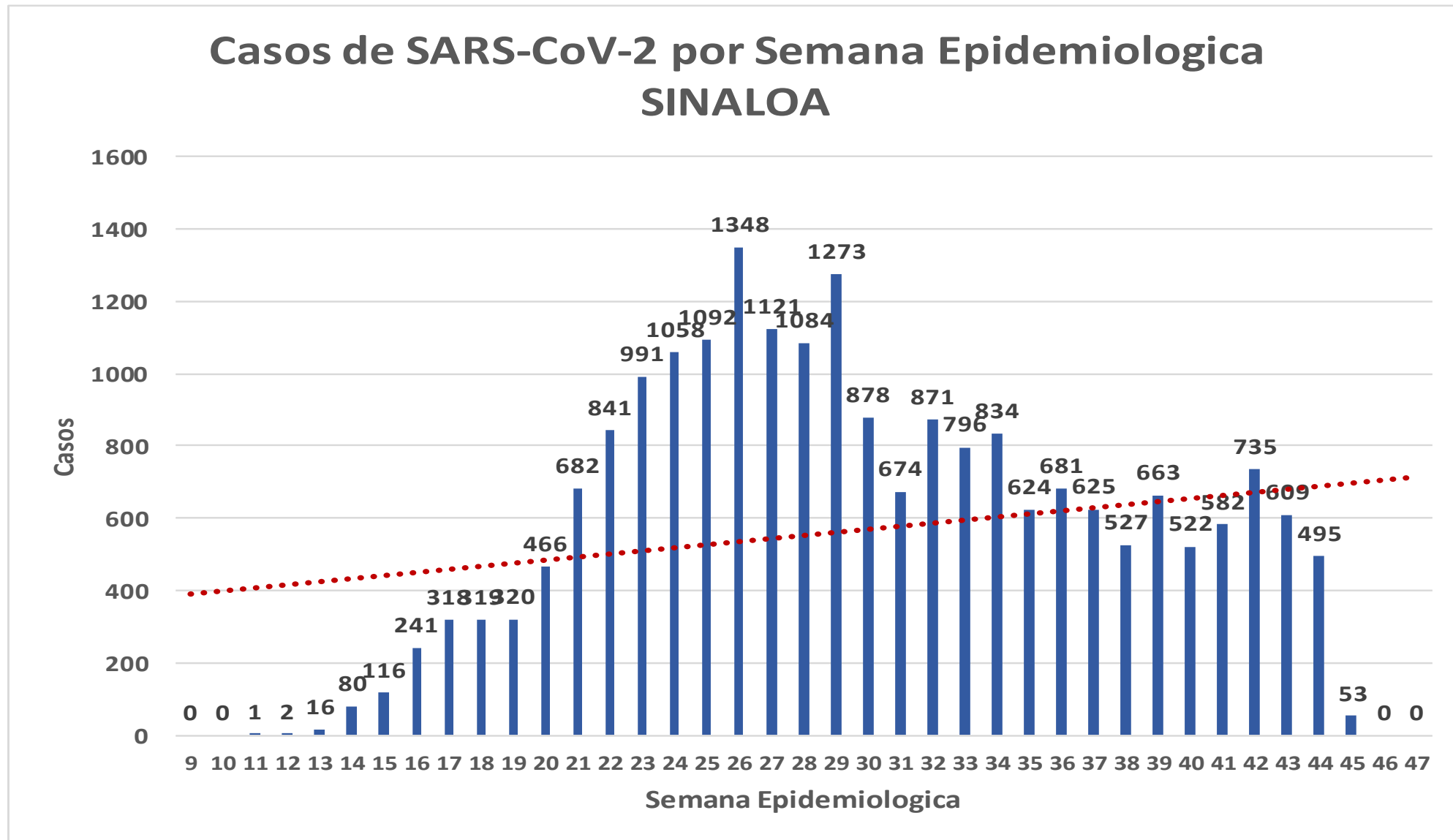
Estatal Confirmados acumulados
21,576

Casos Confirmados AHOME
2,875



COVID-19 Sinaloa: Curva epidémica de casos incidentes por fecha de resultado del LESPS.

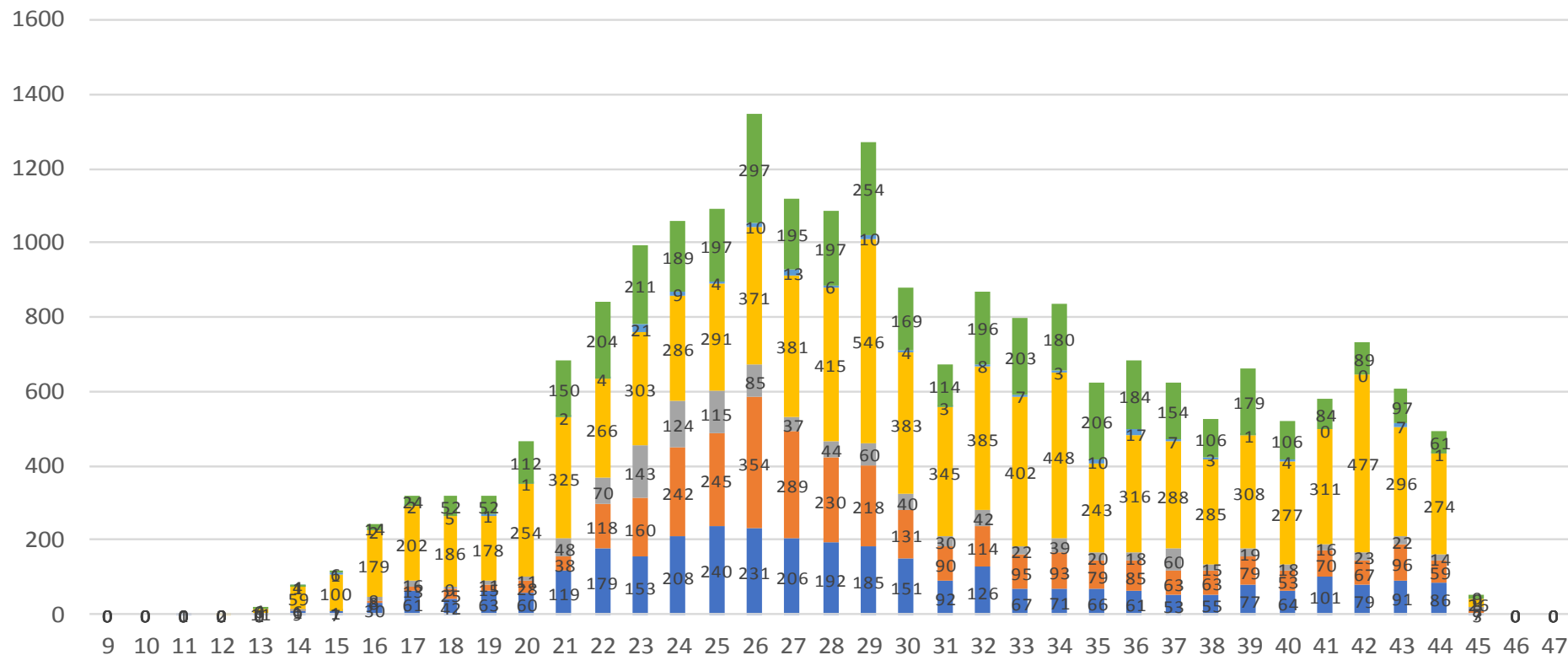
NUEVA NORMALIDAD



COVID-19 Sinaloa: Curva epidémica de casos incidentes por fecha de resultado del LESPS.

Casos SARS-CoV-2 pr Semana epidemiologica y Jurisdicción

- Jurisd. No. 1 Mochis
- Jurisd. No. 2 Guasave
- Jurisd. No. 3 Guamuchil
- Jurisd. No. 4 Culiacan
- Jurisd. No. 5 Elota
- Jurisd. No. 6 Mazatlan



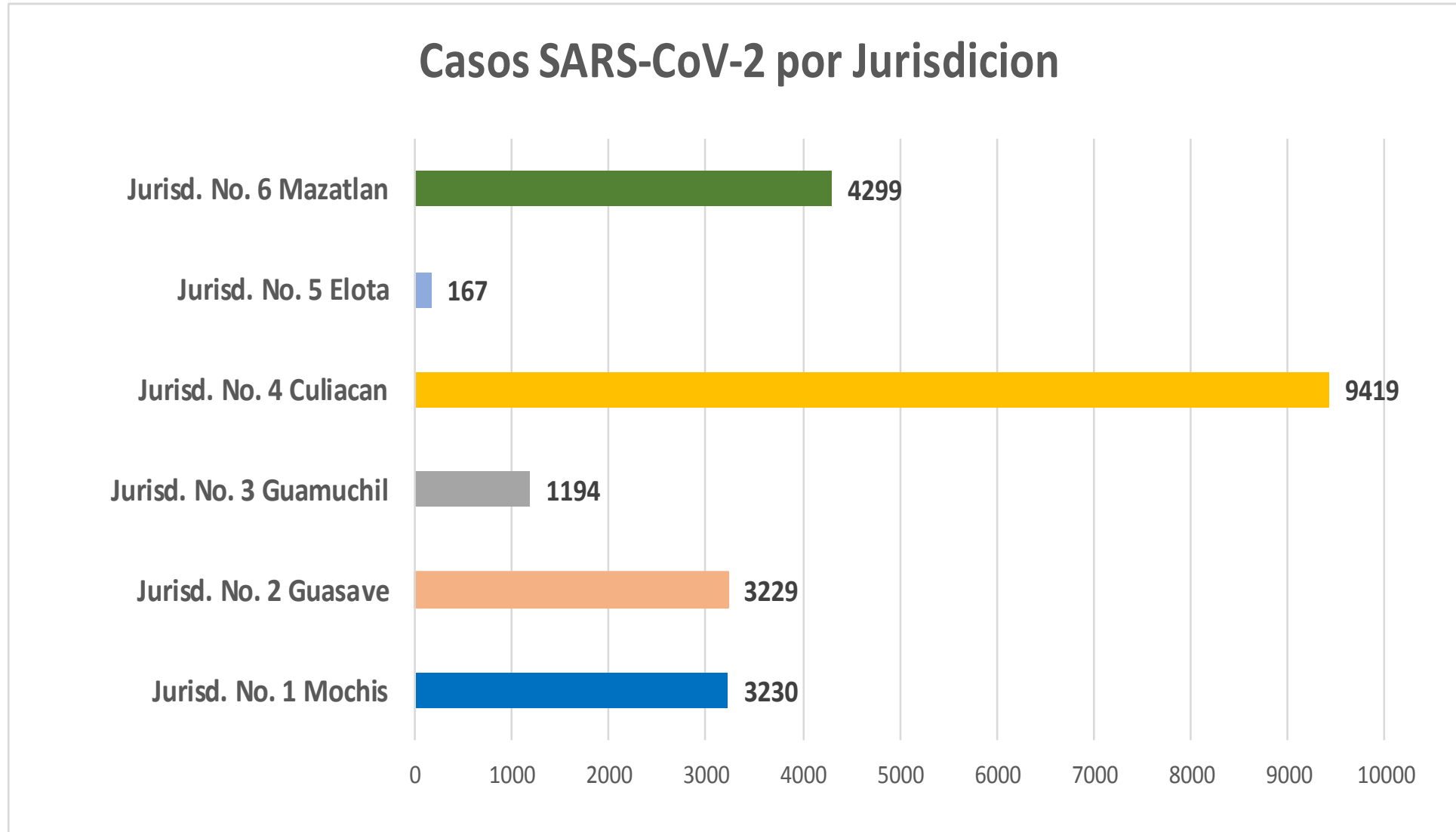
NUEVA NORMALIDAD

Estatad Confirmados acumulados
21,576



COVID-19 Sinaloa: Curva epidémica de casos incidentes por fecha de resultado del LESPS.

**NUEVA
NORMALIDAD**

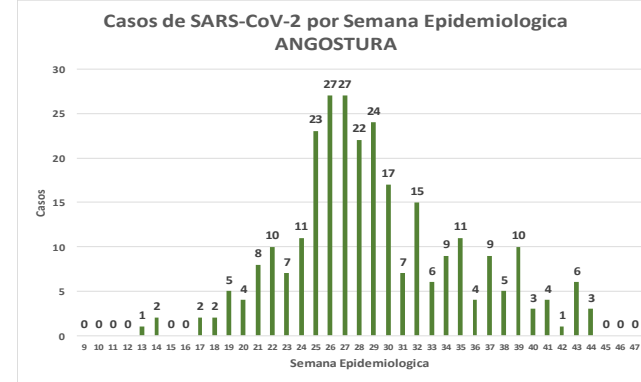
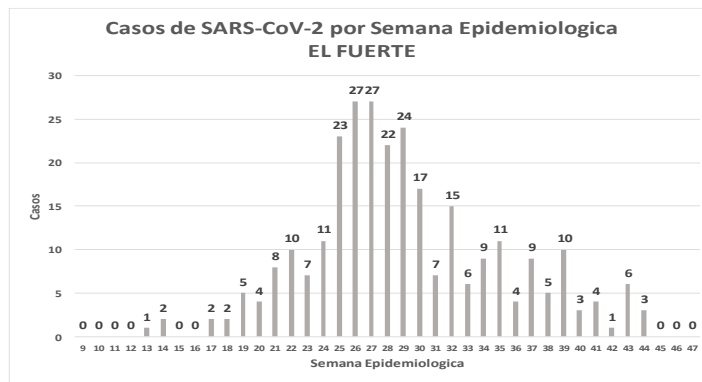
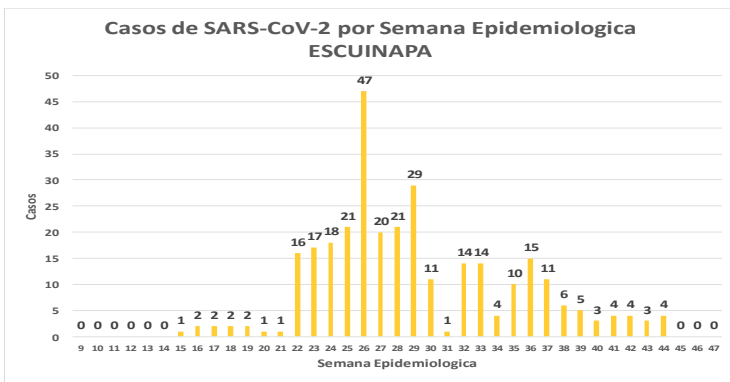
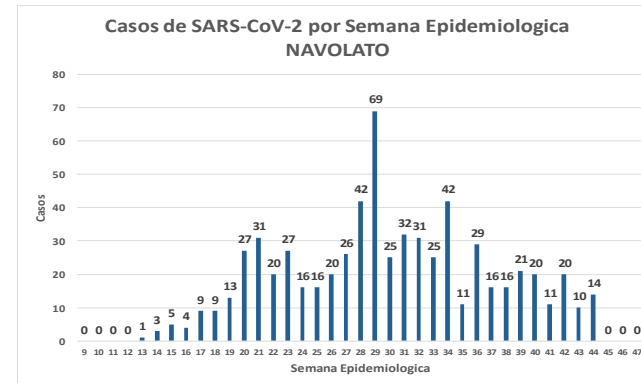
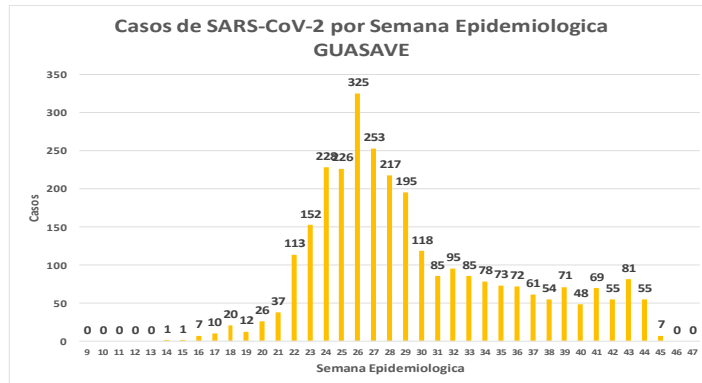
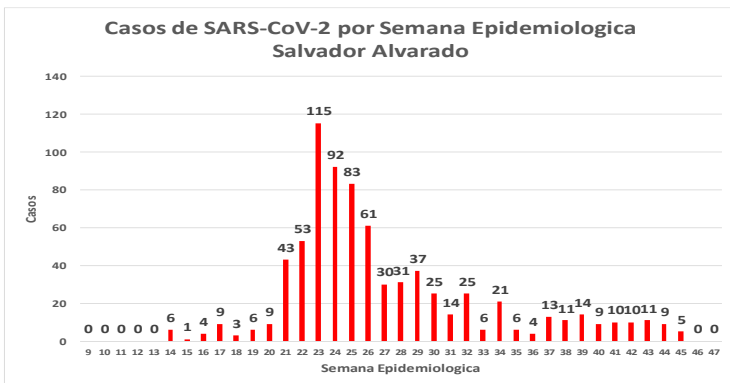
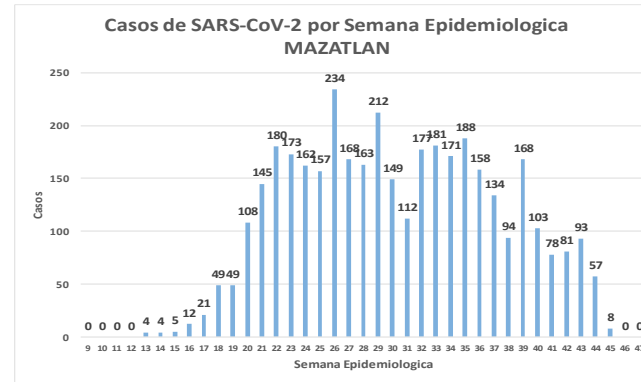
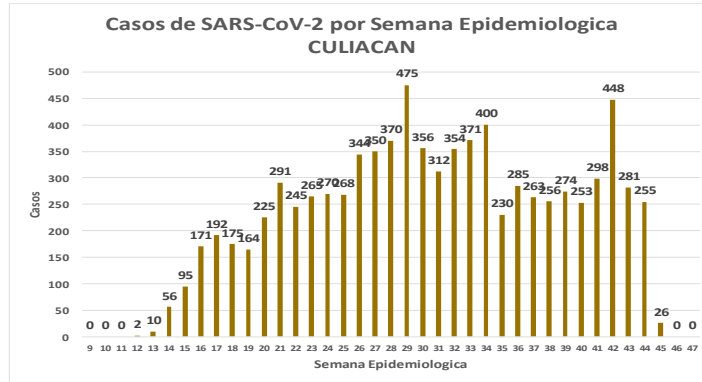
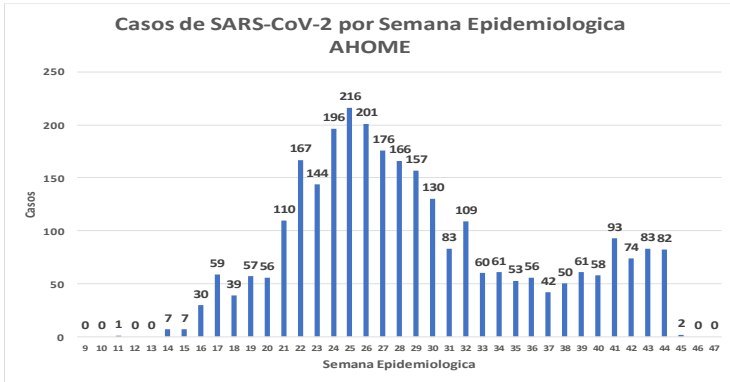


COVID-19 Sinaloa: Comportamiento COVID-19 por Municipio.



SALUD
SECRETARÍA DE SALUD

NUEVA NORMALIDAD

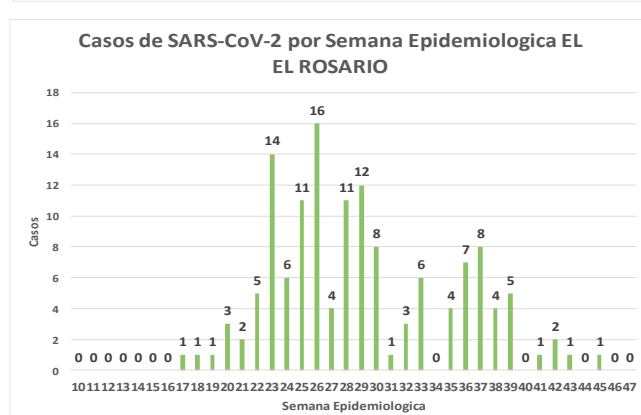
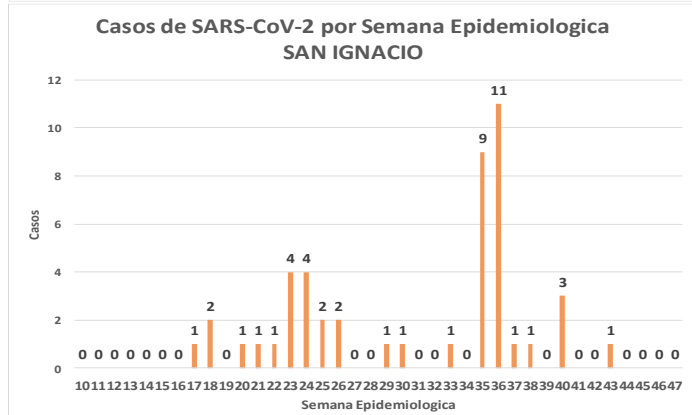
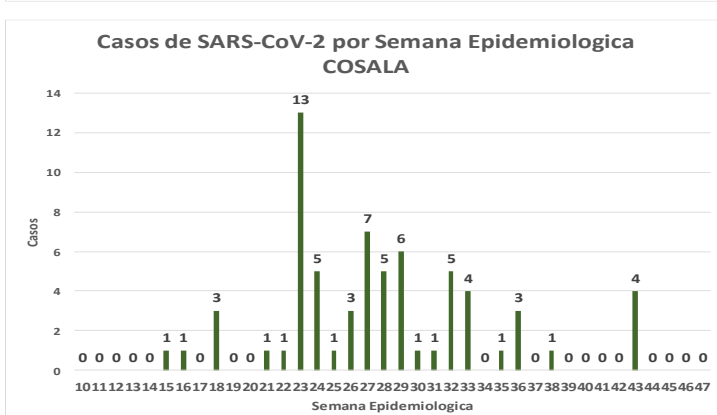
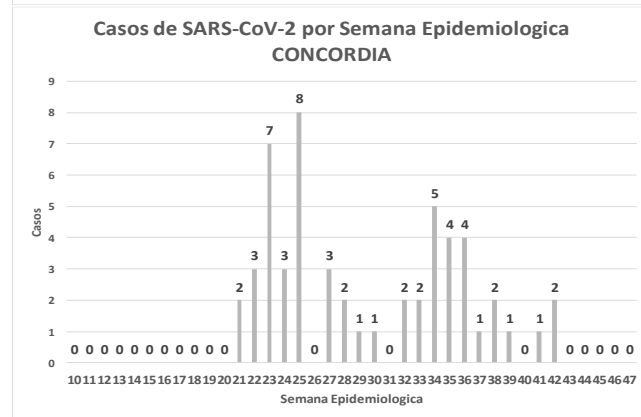
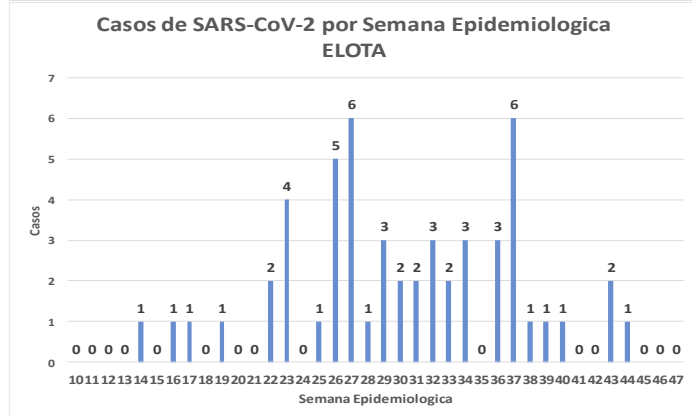
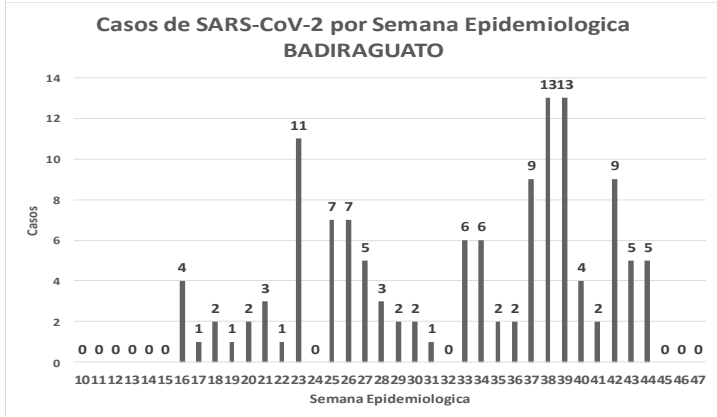
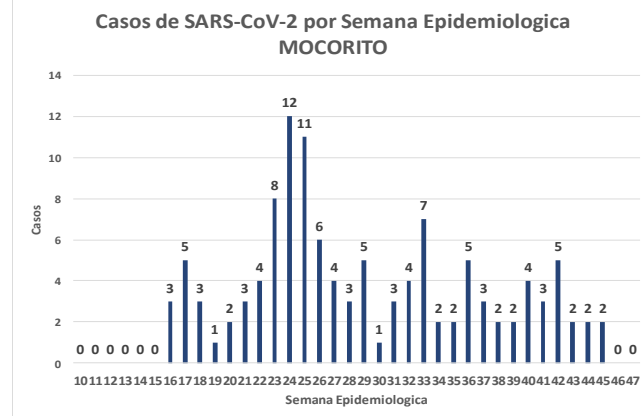
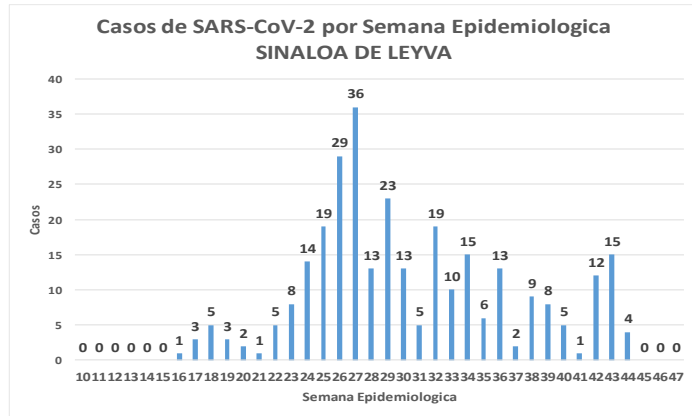
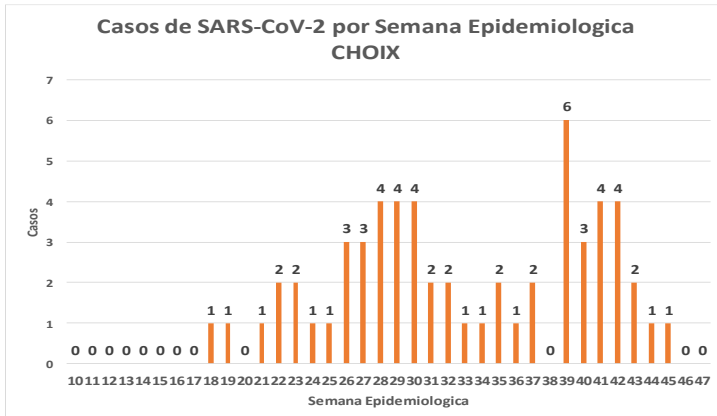


COVID-19 Sinaloa: Comportamiento COVID-19 por Municipio.



SALUD
SECRETARÍA DE SALUD

NUEVA NORMALIDAD



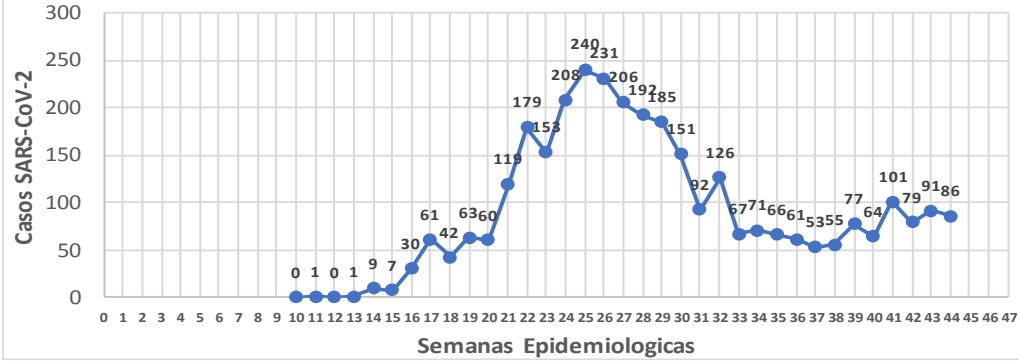
COVID-19 Sinaloa: Comportamiento COVID-19 por JURISDICCION.



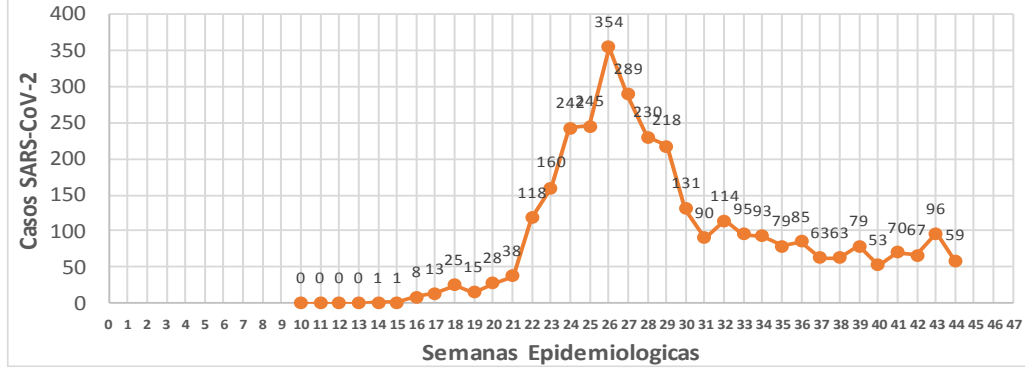
SALUD
SECRETARÍA DE SALUD

NUEVA NORMALIDAD

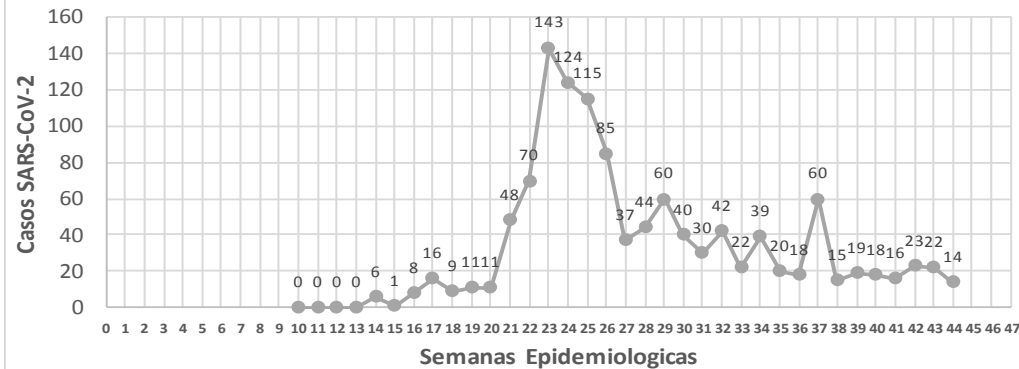
CASOS SARS-CoV-2 por Semana Epidemiologica
JURISDICCION MOCHIS



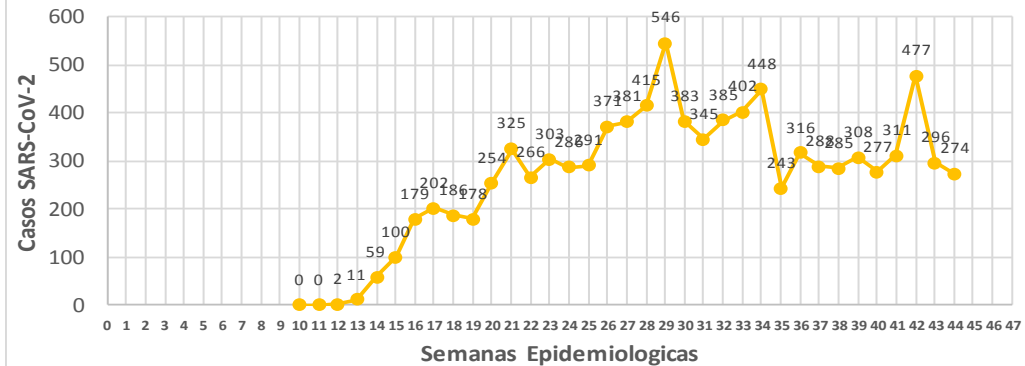
CASOS SARS-CoV-2 por Semana Epidemiologica
JURISDICCION GUASAVE



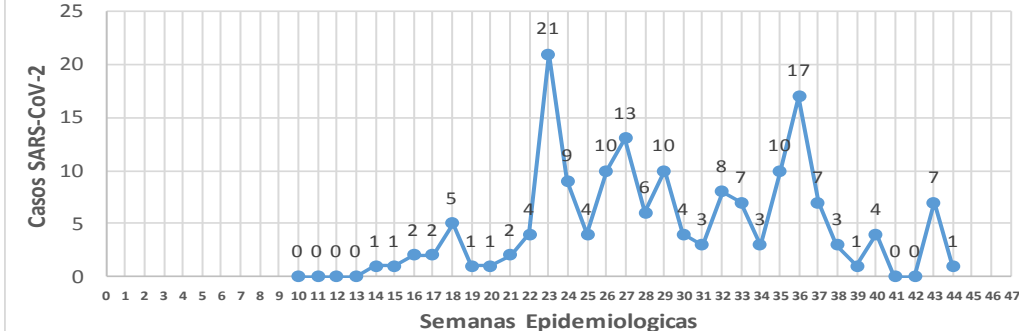
CASOS SARS-CoV-2 por Semana Epidemiologica
JURISDICCION GUAMUCHIL



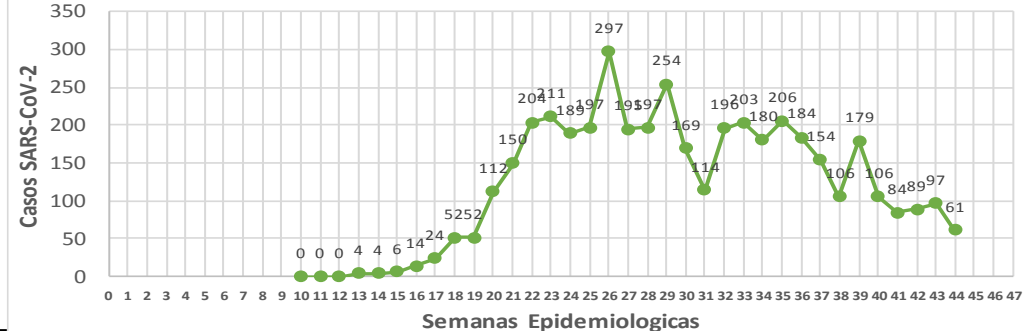
CASOS SARS-CoV-2 por Semana Epidemiologica
JURISDICCION CULIACAN



CASOS SARS-CoV-2 por Semana Epidemiologica
JURISDICCION ELOTA



CASOS SARS-CoV-2 por Semana Epidemiologica
JURISDICCION MAZATLAN



COVID-19 Sinaloa: Total de registros con toma de muestras en Plataforma SISVER.

DATOS TOTALES DE REGISTROS EN PLATAFORMA SISVER

SINALOA: SOSPECHOSOS POR SECTOR

| INSTITUCION | NO ADECUADO | RECHAZADA | NO RECIBIDA | SOSPECHOSOS | TOTAL CON MUESTRA | % SOSPECHOSOS |
|--------------------|-------------|------------|-------------|---------------|-------------------|---------------|
| IMSS | 0 | 357 | 61 | 19,208 | 19,626 | 45.5% |
| IMSS-OPORTUNIDADES | 0 | 18 | 0 | 517 | 535 | 1.2% |
| ISSSTE | 5 | 65 | 19 | 2,259 | 2,348 | 5.4% |
| PRIVADA | 7 | 41 | 55 | 1,253 | 1,356 | 3.1% |
| SEDENA | 0 | 8 | 2 | 303 | 313 | 0.7% |
| SEMAR | 3 | 11 | 3 | 305 | 322 | 0.7% |
| SSA | 98 | 260 | 29 | 16,961 | 17,348 | 40.2% |
| PEMEX | 0 | 0 | 0 | 6 | 6 | 0.0% |
| ESTATAL | 5 | 9 | 2 | 924 | 940 | 2.2% |
| MUNICIPAL | 2 | 1 | 0 | 324 | 327 | 0.8% |
| TOTAL | 120 | 770 | 171 | 42,060 | 43,121 | 100.0% |

0.3% 1.8% 0.4% 97.5% 100.0%

43,121 SOSPECHOSOS **21,881** CONFIRMADOS **50.7%**

| | | |
|------|-------|---|
| 0.6% | 240 | DE LOS REGISTROS SIN RESULTADO TIENEN UNA FECHA DE RECEPCION EN LABORATORIO |
| 2.5% | 1,059 | SIN RECEPCION EN LABORATORIO Y SIN RESULTADO |
| 3.0% | 1,299 | SIN REGISTRO DE RECEPCION EN LABORATORIO |
| 0.3% | 120 | NO ADECUADAS |
| 1.8% | 770 | RECHAZADAS |
| 0.4% | 171 | NO RECIBIDAS |
| | 66 | TIENEN MAS DE 72 HORAS DE RECEPCION EN EL LABORATORIO |
| | 37 | CORRESPONDEN A REGISTROS CON MAS DE 7 DIAS DE TRANSITO |

56.1%

| RESULTADO DEFINITIVO EN PLATAFORMA SISVER | |
|---|--------|
| SARS-CoV-2 | 21,881 |
| NEGATIVO | 18,659 |
| NO RECIBIDA | 171 |
| INF AH1N1 PMD | 97 |
| RECHAZADA | 770 |
| B | 58 |
| A H3 | 16 |
| METAPNEUMOVIRUS | 9 |
| ENTEROV//RHINOVIRUS | 25 |
| CORONA OC43 | 2 |
| NO ADECUADO | 120 |
| INF A | 7 |
| CORONA 229E | 1 |
| CORONA NL63 | 1 |
| CORONA HKU1 | 1 |
| VSR | 2 |
| ADENOVIRUS | 1 |
| PARAINFLUENZA 3 | 1 |
| NO SUBTIPIFICADO | 0 |

NUEVA NORMALIDAD



COVID-19 Sinaloa: Total de registros con toma de muestras en Plataforma SISVER.



INFORMACION AL DIA : lunes, 02 de noviembre de 2020

SE TOMO MUESTRA PERO SIN RECEPCION EN LABORATORIO

| Municipios | IMSS | IMSS-OPORTUNIDADES | ISSSTE | PRIVADA | SEDENA | SEMAR | SSA | PEMEX | ESTATAL | MUNICIPAL | TOTAL |
|-------------------|------------|--------------------|------------|------------|----------|----------|------------|----------|----------|-----------|--------------|
| AHOME | 169 | 2 | 5 | 13 | 0 | 4 | 74 | 0 | 0 | 0 | 267 |
| CHOIX | 2 | 1 | 0 | 1 | 0 | 0 | 3 | 0 | 0 | 0 | 7 |
| EL FUERTE | 5 | 9 | 0 | 1 | 0 | 0 | 6 | 0 | 0 | 0 | 21 |
| GUASAVE | 88 | 0 | 0 | 11 | 0 | 0 | 52 | 0 | 0 | 0 | 151 |
| SINALOA | 4 | 0 | 2 | 1 | 0 | 0 | 10 | 0 | 0 | 0 | 17 |
| ANGOSTURA | 1 | 0 | 4 | 4 | 0 | 0 | 0 | 0 | 0 | 0 | 9 |
| MOCORITO | 0 | 0 | 2 | 0 | 0 | 0 | 0 | 0 | 0 | 0 | 2 |
| SALVADOR ALVARADO | 10 | 0 | 2 | 1 | 0 | 0 | 3 | 0 | 0 | 0 | 16 |
| BADIRAGUATO | 0 | 0 | 2 | 1 | 0 | 0 | 2 | 0 | 0 | 0 | 5 |
| CULIACAN | 267 | 1 | 229 | 81 | 0 | 0 | 57 | 0 | 8 | 0 | 643 |
| NAVOLATO | 36 | 0 | 7 | 0 | 0 | 0 | 3 | 0 | 1 | 0 | 47 |
| COSALA | 0 | 0 | 1 | 0 | 0 | 0 | 3 | 0 | 0 | 0 | 4 |
| ELOTA | 0 | 0 | 2 | 0 | 0 | 0 | 0 | 0 | 0 | 0 | 2 |
| SAN IGNACIO | 0 | 0 | 1 | 0 | 0 | 0 | 3 | 0 | 0 | 0 | 4 |
| CONCORDIA | 0 | 1 | 3 | 0 | 1 | 0 | 0 | 0 | 0 | 0 | 5 |
| ESCUINAPA | 0 | 0 | 0 | 0 | 0 | 0 | 1 | 0 | 0 | 0 | 1 |
| MAZATLAN | 19 | 4 | 4 | 36 | 6 | 3 | 13 | 0 | 0 | 0 | 85 |
| ROSARIO | 0 | 0 | 1 | 3 | 0 | 0 | 2 | 0 | 0 | 0 | 6 |
| Total | 601 | 18 | 265 | 153 | 7 | 7 | 232 | 0 | 9 | 0 | 1,292 |
| Otro Estado | 3 | 0 | 2 | 1 | 1 | 0 | 0 | 0 | 0 | 0 | 7 |

| Municipios | REGISTROS SIN RESULTADO Y TIENEN FECHA DE RECEPCION EN LABORATORIO | TIENEN MAS DE 72 HORAS DE RECEPCION EN EL LABORATORIO Y SIN RESULTADO |
|-------------------|--|---|
| AHOME | 69 | 14 |
| CHOIX | 1 | 0 |
| EL FUERTE | 5 | 0 |
| GUASAVE | 48 | 2 |
| SINALOA | 10 | 3 |
| ANGOSTURA | 0 | 0 |
| MOCORITO | 0 | 0 |
| SALVADOR ALVARADO | 1 | 1 |
| BADIRAGUATO | 1 | 0 |
| CULIACAN | 85 | 40 |
| NAVOLATO | 2 | 0 |
| COSALA | 2 | 0 |
| ELOTA | 0 | 0 |
| SAN IGNACIO | 1 | 1 |
| CONCORDIA | 1 | 0 |
| ESCUINAPA | 0 | 0 |
| MAZATLAN | 13 | 4 |
| ROSARIO | 0 | 0 |
| Total | 239 | 65 |
| Otro Estado | 1 | 1 |

COVID-19 Sinaloa: Unidades de Salud con retraso en Dictaminación ó Confirmación de Defunciones Sospechosas a COVID-19 en Plataforma SISVER.



| Información al día: lunes, 02 de noviembre de 2020 | |
|---|-------------------------------------|
| UNIDAD MEDICA | DEFUNCIONES PENDIENTES DE CONFIRMAR |
| HGR 1 CULIACAN | 172 |
| HGZMF 3 MAZATLAN | 110 |
| HGZMF 32 GUASAVE | 43 |
| LOS MOCHIS | 32 |
| CLINICA HOSPITAL CULIACAN S. A. DE C. V. | 26 |
| DR. M.CARDENAS DE LA VEGA | 86 |
| HOSPITAL CIVIL DE CULIACAN | 14 |
| HGSMF 30 GUAMUCHIL | 14 |
| HOSPITAL GENERAL LOS MOCHIS | 12 |
| HGZ 49 LOS MOCHIS | 6 |
| HOSPITAL MILITAR REGIONAL DE MAZATLAN, SIN. | 7 |
| HGZMF 28 COSTA RICA | 6 |
| HOSPITAL GENERAL CULIACAN | 4 |
| OPERADORA NUEVA CLINICA SANTA MARIA S.A DE C.V | 3 |
| MAZATLAN | 6 |
| CLINICA HOSPITAL MARIA DEL MAR | 3 |
| UMFH 22 EL DORADO | 3 |
| UMF 36 CULIACAN | 2 |
| UMF 56 PRADOS | 2 |
| UMF 35 CULIACAN | 1 |
| UMF 55 CULIACAN | 1 |
| HR FUERTE, EL | 1 |
| HOSPITAL ANGELES CULIACAN | 1 |
| UMF 46 CULIACAN | 1 |
| UMFH 11 VILLA JUAREZ | 1 |
| SANATORIO CEMSI CHAPULTEPEC | 0 |
| HOSPITAL MARINA MAZATLAN | 0 |
| HOSPITAL GENERAL ESCUINAPA | 1 |
| HGSMF 4 NAVOLATO | 1 |
| HR VILLA UNION | 1 |
| | 560 |

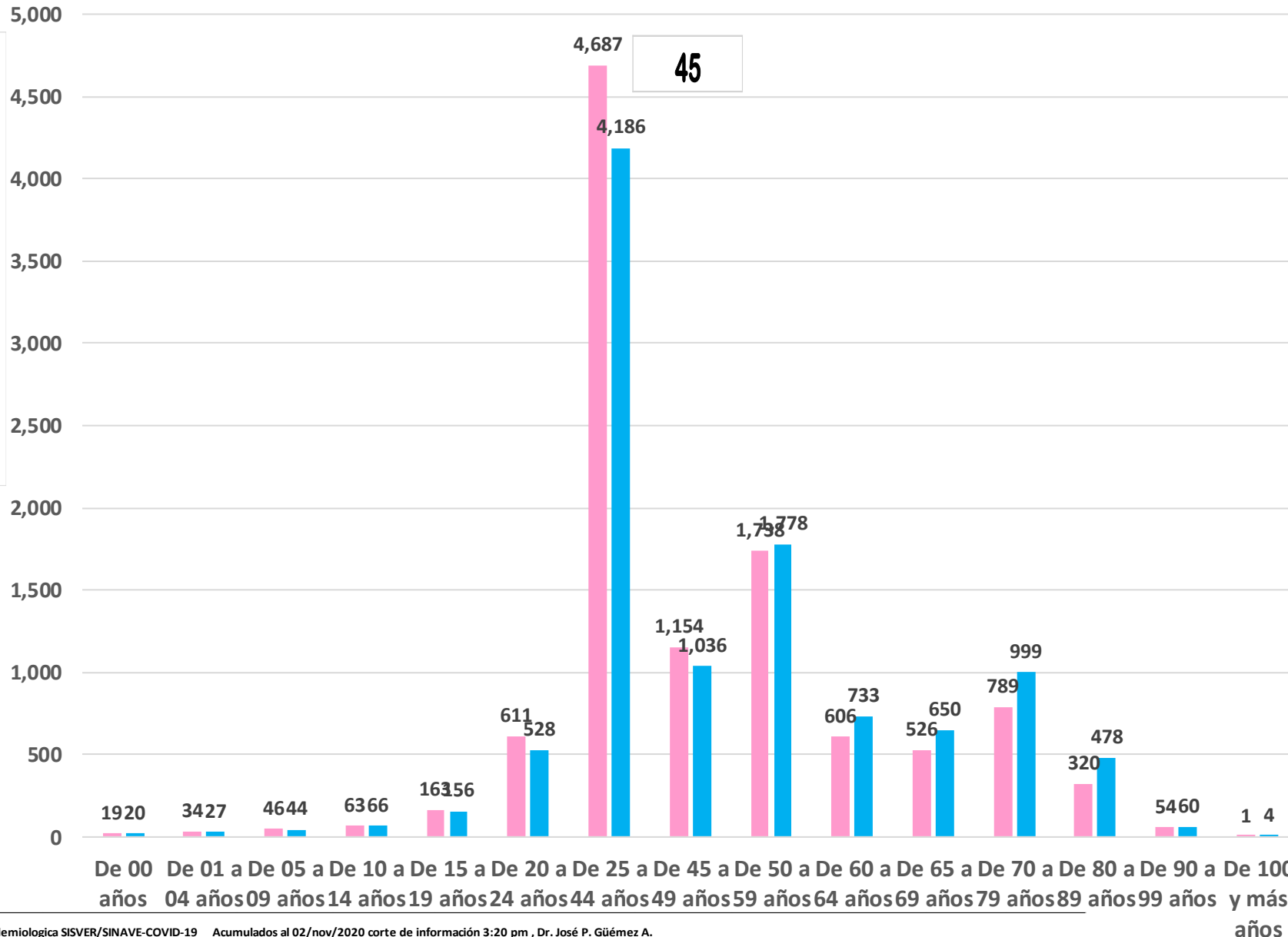
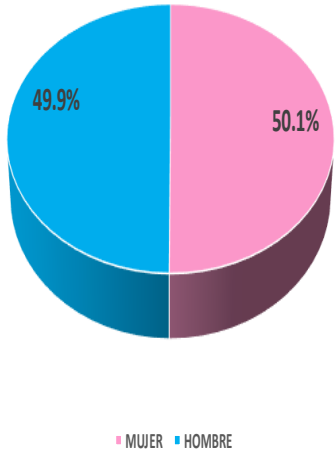
COVID-19, SINALOA: DEFUNCIONES POR ASOCIACION Y DICTAMINACION CLINICA EPIDEMIOLOGICA

| CLASIFICACION FINAL DEFUNCIONES | Información hasta: 02/11/2020 | | | TOTAL FINAL |
|------------------------------------|-------------------------------|------------|--------------|--------------|
| | TOMA DE MUESTRA | | TOTAL | |
| | SI | NO | | |
| CONFIRMADO POR LABORATORIO | 3569 | 0 | 3,569 | 3,631 |
| CONFIRMADO POR ASOCIACIÓN | 14 | 34 | 48 | |
| CONFIRMADO POR DICTAMINACIÓN | 0 | 14 | 14 | |
| INVALIDO | 3 | 0 | 3 | 667 |
| NO REALIZADO | 103 | 0 | 103 | |
| SOSPECHOSO | 84 | 477 | 561 | |
| NEGATIVO | 983 | 0 | 983 | 983 |
| TOTAL GENERAL | 4,756 | 525 | 5,281 | 5,281 |

COVID-19

Casos Confirmados COVID-19, por Edad y Sexo

CASOS CONFIRMADOS SEGÚN SEXO



NUEVA NORMALIDAD

21,576

Confirmados acumulados



COVID-19 Sinaloa: Casos confirmados por edad y sexo

GRUPOS DE EDAD NOTIFICADOS EN PLATAFORMA POR COVID-19, SINALOA

| Grupo de Edad | Sospechosos | % | CASOS (+) COVID-19 | % | Defuncion | Letalidad | Hosp-COVID-19 | Indice de Hospitalizacion | Tasa de Incidencia |
|----------------------|---------------|---------------|-----------------------|---------------|--------------|--------------|---------------|---------------------------|--------------------|
| De 00 años | 283 | 0.58% | 39 | 0.2% | 1 | 2.6% | 19 | 48.7% | 77.6 |
| De 01 a 04 años | 373 | 0.8% | 61 | 0.3% | 1 | 1.6% | 18 | 29.5% | 30.0 |
| De 05 a 09 años | 391 | 0.81% | 90 | 0.4% | 3 | 3.3% | 21 | 23.3% | 34.2 |
| De 10 a 14 años | 493 | 1.0% | 129 | 0.6% | 4 | 3.1% | 15 | 11.6% | 47.5 |
| De 15 a 19 años | 1,074 | 2.21% | 319 | 1.5% | 3 | 0.9% | 35 | 11.0% | 115.4 |
| De 20 a 24 años | 3,225 | 6.6% | 1,139 | 5.3% | 14 | 1.2% | 78 | 6.8% | 420.9 |
| De 25 a 44 años | 20,984 | 43.23% | 8,873 | 41.1% | 225 | 2.5% | 1,087 | 12.3% | 968.2 |
| De 45 a 49 años | 4,826 | 9.9% | 2,190 | 10.2% | 212 | 9.7% | 565 | 25.8% | 1,109.4 |
| De 50 a 59 años | 7,339 | 15.12% | 3,516 | 16.3% | 649 | 18.5% | 1,508 | 42.9% | 1,077.8 |
| De 60 a 64 años | 2,524 | 5.2% | 1,339 | 6.2% | 442 | 33.0% | 829 | 61.9% | 1,096.8 |
| De 65 a 69 años | 2,096 | 4.32% | 1,176 | 5.5% | 493 | 41.9% | 858 | 73.0% | 454.7 |
| De 70 a 79 años | 3,177 | 6.5% | 1,788 | 8.3% | 960 | 53.7% | 1,466 | 82.0% | |
| De 80 a 89 años | 1,503 | 3.10% | 798 | 3.7% | 495 | 62.0% | 683 | 85.6% | |
| De 90 a 99 años | 238 | 0.5% | 114 | 0.5% | 67 | 58.8% | 92 | 80.7% | |
| De 100 y más años | 9 | 0.02% | 5 | 0.0% | 0 | 0.0% | 2 | 40.0% | |
| Total general | 48,535 | 100.0% | 21,576 | 100.0% | 3,569 | 16.5% | 7,276 | 33.7% | 683.5 |

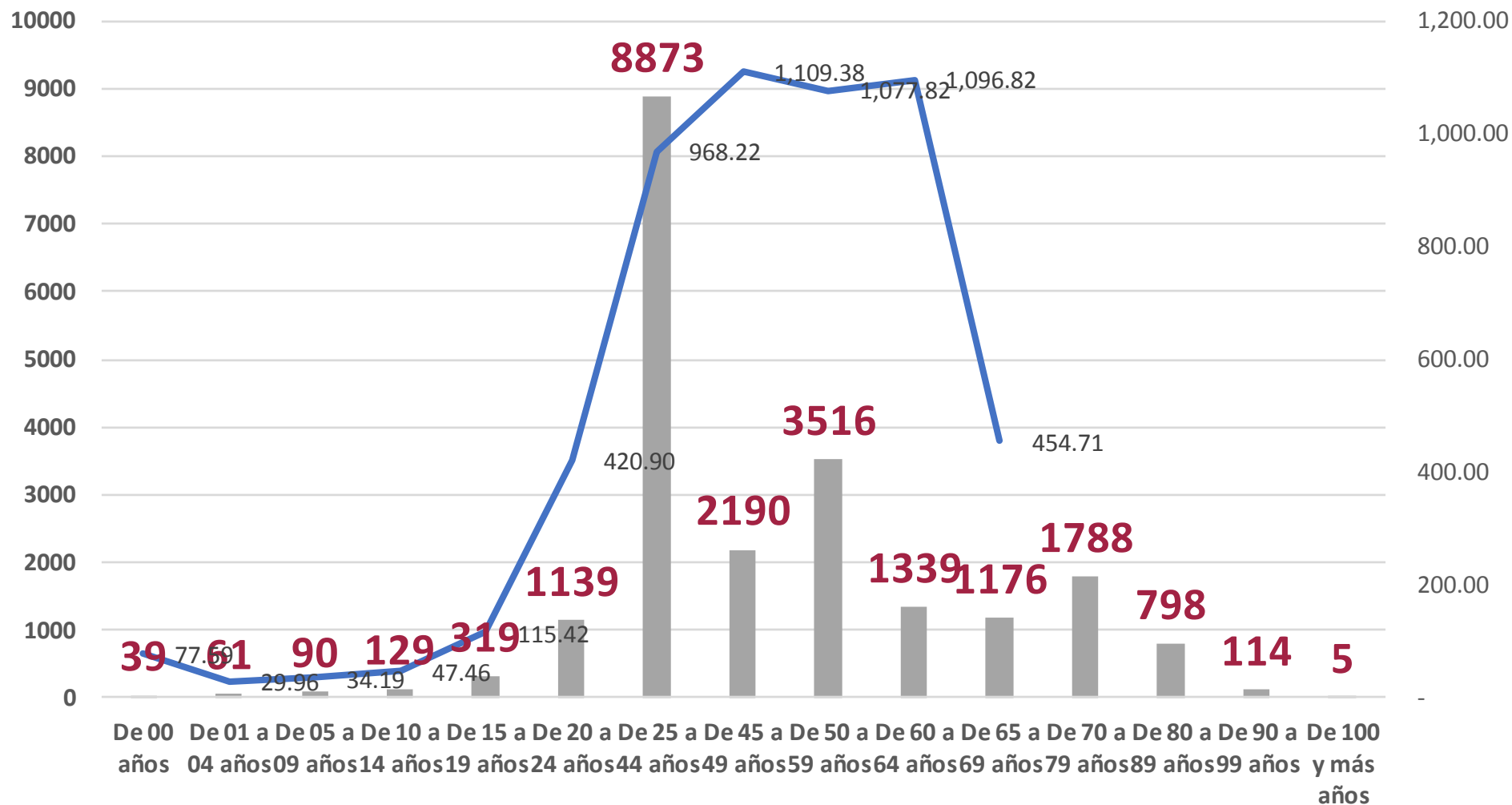
NUEVA NORMALIDAD

Tasa de Letalidad Estatal
16.5%



COVID-19 Sinaloa: Casos confirmados por edad y sexo

Casos Notificados y Confirmados en el Estado de Sinaloa por Grupo de Edad en Plataforma COVID-19



NUEVA NORMALIDAD

Tasa de Incidencia Estatal
683.50
Por 100 mil habt.

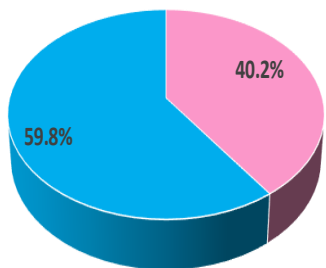




COVID-19 Sinaloa: Defunciones acumuladas por edad y sexo

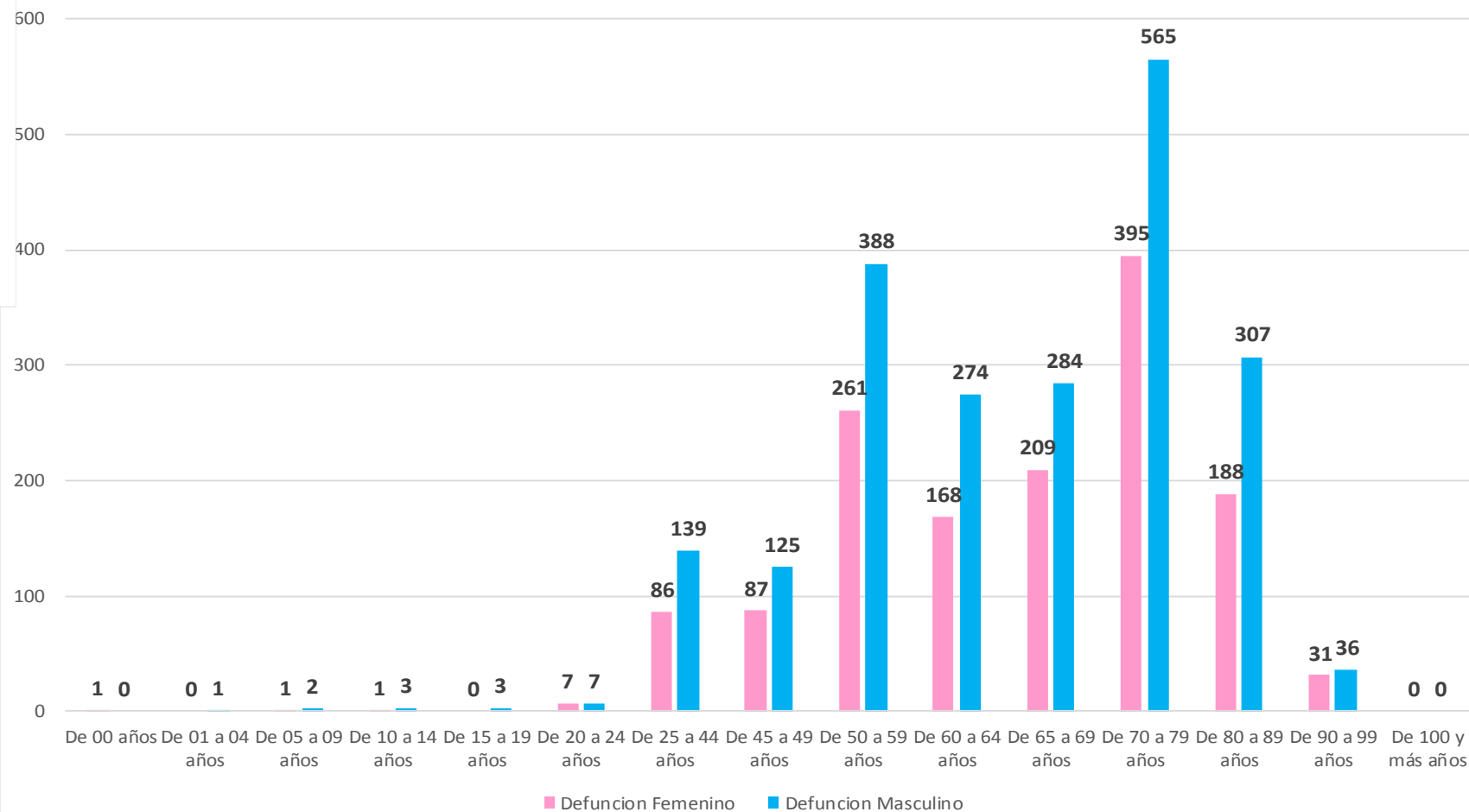
Mediana de edad: 67 años

DEFUNCIONES CONFIRMADAS SEGÚN SEXO



MUJER HOMBRE

DEFUNCIONES DE CASOS CONFIRMADOS COVID-19, POR EDAD Y SEXO



**NUEVA
NORMALIDAD**

3,569

Defunciones



COVID-19 Sinaloa: Defunciones acumuladas por comorbilidad

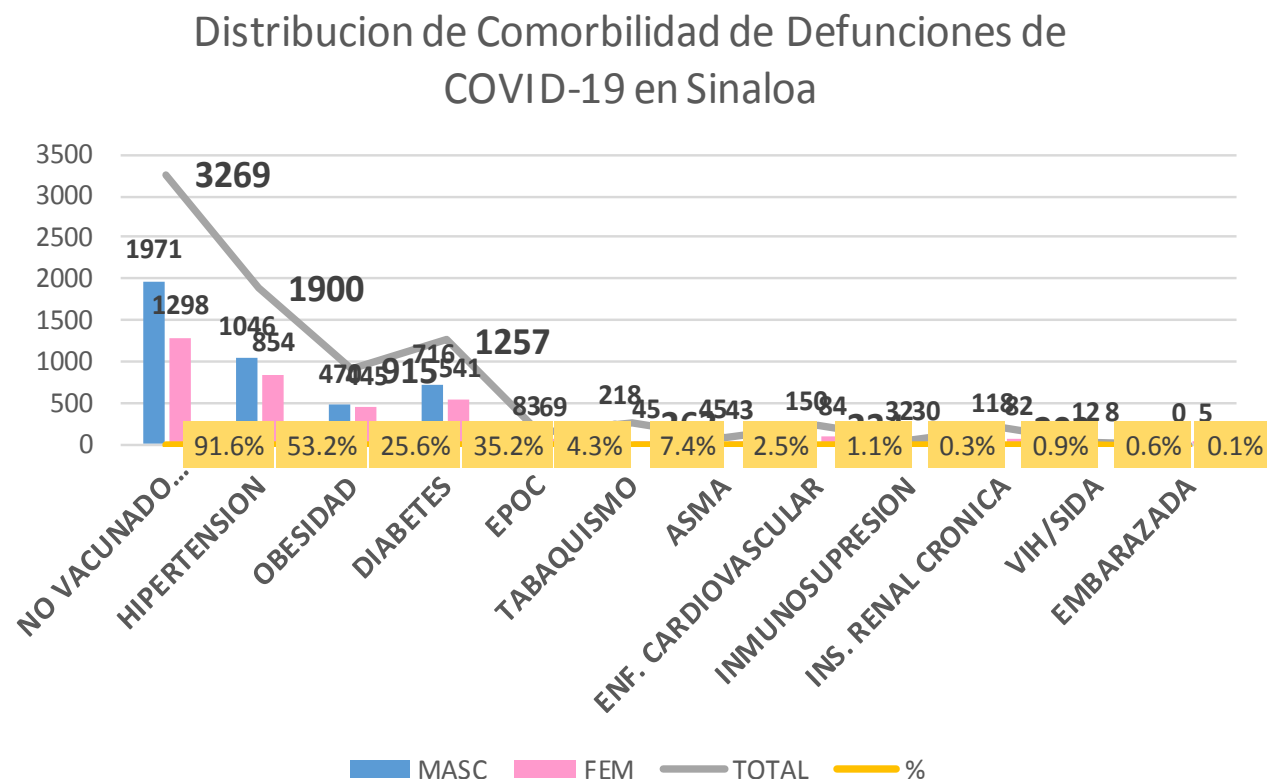
NUEVA
NORMALIDAD

3,569

Defunciones

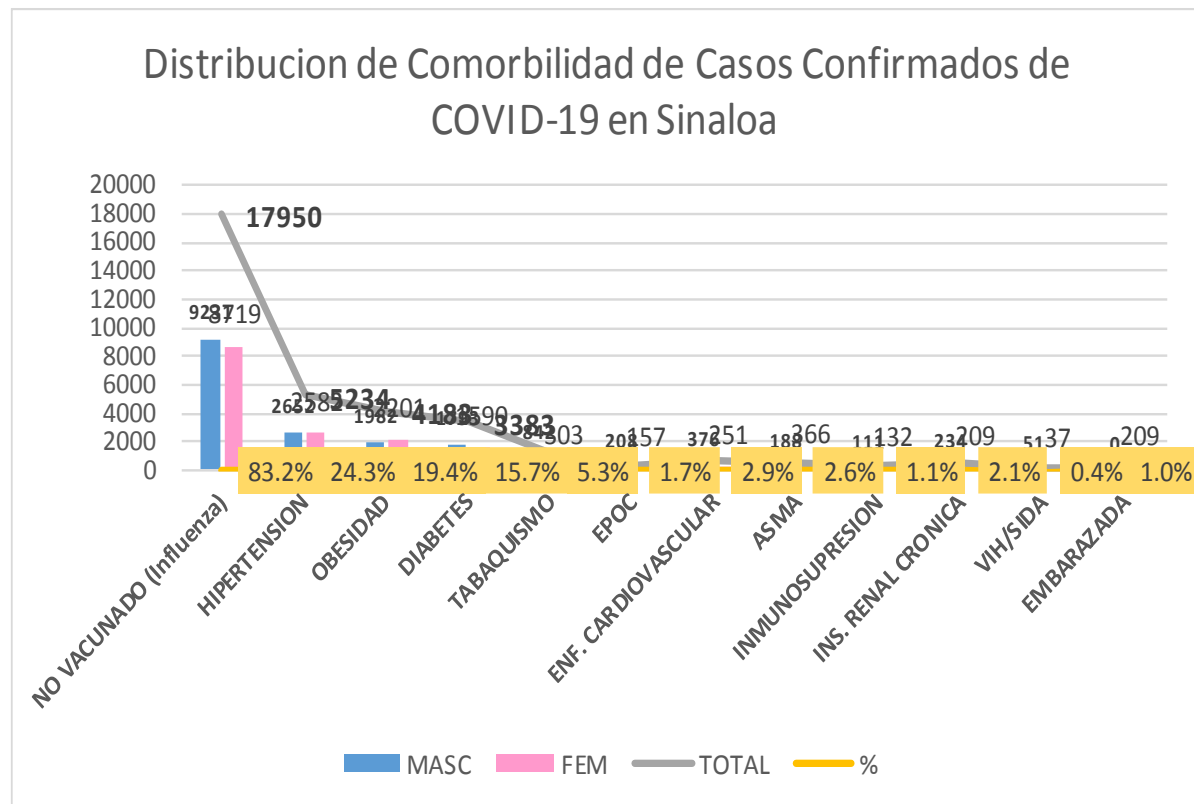


| DEFUNCIONES | | | | |
|-------------------------|-------------|-------------|-------|-------|
| 3569 | 2134 | 1435 | | |
| COMORBILIDAD | MASC | FEM | TOTAL | % |
| NO VACUNADO (Influenza) | 1971 | 1298 | 3269 | 91.6% |
| HIPERTENSION | 1046 | 854 | 1900 | 53.2% |
| OBESIDAD | 470 | 445 | 915 | 25.6% |
| DIABETES | 716 | 541 | 1257 | 35.2% |
| EPOC | 83 | 69 | 152 | 4.3% |
| TABAQUISMO | 218 | 45 | 263 | 7.4% |
| ASMA | 45 | 43 | 88 | 2.5% |
| ENF. CARDIOVASCULAR | 150 | 84 | 234 | 1.1% |
| INMUNOSUPRESION | 32 | 30 | 62 | 0.3% |
| INS. RENAL CRONICA | 118 | 82 | 200 | 0.9% |
| VIH/SIDA | 12 | 8 | 20 | 0.6% |
| EMBARAZADA | 0 | 5 | 5 | 0.1% |



COVID-19 Sinaloa: Casos Confirmados por comorbilidad

| CASOS CONFIRMADOS | | | | |
|-------------------------|--------------|--------------|--------------|-------|
| | 21575 | 10765 | 10810 | |
| COMORBILIDAD | MASC | FEM | TOTAL | % |
| NO VACUNADO (Influenza) | 9231 | 8719 | 17950 | 83.2% |
| HIPERTENSION | 2652 | 2582 | 5234 | 24.3% |
| OBESIDAD | 1982 | 2201 | 4183 | 19.4% |
| DIABETES | 1793 | 1590 | 3383 | 15.7% |
| TABAQUISMO | 842 | 303 | 1145 | 5.3% |
| EPOC | 208 | 157 | 365 | 1.7% |
| ENF. CARDIOVASCULAR | 376 | 251 | 627 | 2.9% |
| ASMA | 188 | 366 | 554 | 2.6% |
| INMUNOSUPRESION | 111 | 132 | 243 | 1.1% |
| INS. RENAL CRONICA | 234 | 209 | 443 | 2.1% |
| VIH/SIDA | 51 | 37 | 88 | 0.4% |
| EMBARAZADA | 0 | 209 | 209 | 1.0% |



NUEVA NORMALIDAD

Confirmados acumulados

21,576



COVID-19 Sinaloa: Confirmados y Defunciones acumuladas por Institución

CONFIRMADOS POR INSTITUCION EN PLATAFORMA POR COVID-19, SINALOA

| Institucion | Notificados | Confirmados | % | Defunciones |
|-----------------------|---------------|---------------|---------------|--------------|
| SSA | 18,038 | 7,815 | 36.2% | 781 |
| IMSS | 23,049 | 10,567 | 49.0% | 2,033 |
| IMSS_PR | 556 | 263 | 1.2% | 31 |
| ISSSTE | 3,312 | 1,301 | 6.0% | 453 |
| PEMEX | 0 | 0 | 0.0% | 0 |
| Privados | 1,454 | 486 | 2.3% | 71 |
| SEDENA | 394 | 201 | 0.9% | 34 |
| SEMAR | 442 | 172 | 0.8% | 29 |
| Servicios Estatales | 964 | 563 | 2.6% | 123 |
| Servicios Municipales | 326 | 208 | 1.0% | 14 |
| Universitarios | 0 | 0 | 0.0% | 0 |
| Cruz Roja | 0 | 0 | 0.0% | 0 |
| DIF | 0 | 0 | 0.0% | 0 |
| Total | 48,535 | 21,576 | 100.0% | 3,569 |

CLASIFICACION DE DEFUNCIONES CONFIRMADAS, NEGATIVAS Y SOSPECHOSAS EN PLATAFORMA COVID-19, SINALOA, AL DIA DE HOY:

| Institucion | Defunciones Positivas a COVID-19 | Defunciones NEGATIVAS a COVID-19 | Defunciones SOSPECHOSAS a COVID-19*** |
|-----------------------|----------------------------------|----------------------------------|---------------------------------------|
| SSA | 781 | 171 | 17 |
| IMSS | 2,033 | 650 | 363 |
| IMSS_PR | 31 | 14 | 2 |
| ISSSTE | 453 | 93 | 124 |
| PEMEX | 0 | 0 | 0 |
| Privados | 71 | 7 | 34 |
| SEDENA | 34 | 8 | 7 |
| SEMAR | 29 | 4 | 0 |
| Servicios Estatales | 123 | 17 | 14 |
| Servicios Municipales | 14 | 0 | 0 |
| Universitarios | 0 | 0 | 0 |
| Cruz Roja | 0 | 0 | 0 |
| DIF | 0 | 0 | 0 |
| Total | 3,569 | 964 | 561 |

*** PENDIENTES DE DICTAMINAR

NUEVA
NORMALIDAD

3,569

Defunciones



COVID-19 Sinaloa: Tipo de Paciente por Evolución Hospitalaria

TIPO DE PACIENTE REG. CONFIRMADO POR COVID-19, SIN

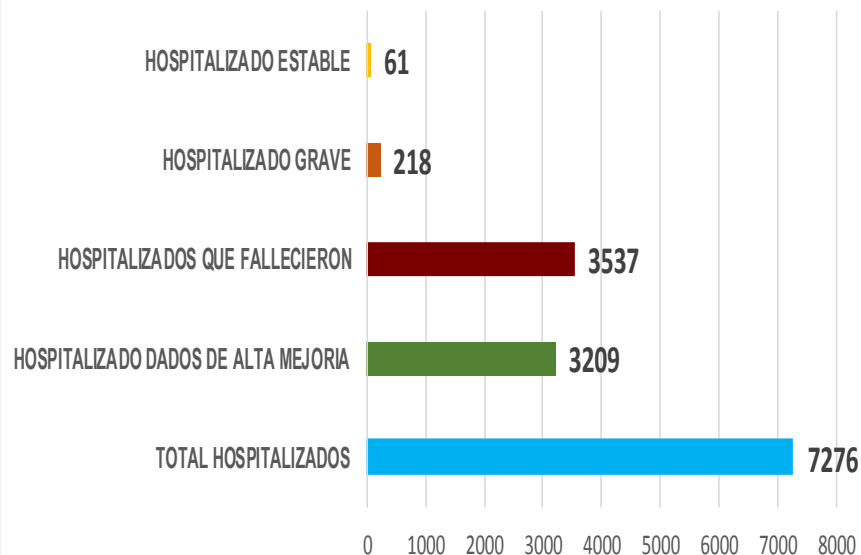
| TIPO DE PACIENTE CONFIRMADO POR COVID-19, SINALOA POR EVOLUCION DE GRAVEDAD AL 02/nov/2020 | | |
|--|--------------|---------------|
| EVOLUCION HOSPITALIA | Casos | % |
| AMBULATORIO | 14300 | 66.3% |
| HOSPITALIZADO | 7276 | 33.7% |
| | 21576 | 100.0% |

TIPO DE PACIENTE HOSPITALIZADOS Y CONFIRMADO POR COVID-19, SINALOA

| | | % |
|-------------------------------------|------|-------|
| TOTAL HOSPITALIZADOS | 7276 | |
| HOSPITALIZADO DADOS DE ALTA MEJORIA | 3209 | 44.1% |
| HOSPITALIZADOS QUE FALLECIERON | 3537 | 48.6% |
| HOSPITALIZADO GRAVE | 218 | 3.0% |
| HOSPITALIZADO ESTABLE | 61 | 0.8% |

NUEVA NORMALIDAD

Tipo de paciente Hospitalizado y Confirmado por COVID-19



Casos Hospitalizados Intubados y Positivos a SARS-Cov-2

| | | |
|-------------------------------------|------|--------|
| Total de Casos Intubados | 1277 | 100.0% |
| Total de Intubados No Grave | 1 | 0.1% |
| Total de Intubados Grave | 21 | 1.6% |
| Total de Intubados con Alta Mejoria | 203 | 15.9% |
| Total de Intubados Fallecidos | 1033 | 80.9% |
| Total de Intubados Alta Traslado | 10 | 0.8% |



COVID-19 Sinaloa: Casos confirmados y Defunciones por Ocupación

NUEVA
NORMALIDAD

3,569

Defunciones

Confirmados
acumulados

21,576



| OCUPACIÓN | ESTATAL | |
|--|----------------------------|------------------------------|
| | CASOS CONFIRMADOS COVID-19 | DEFUNCIONES COVID-19 ESTATAL |
| OTROS TRABAJADORES DE LA SALUD | 1250 | 11 |
| MEDICOS | 1197 | 35 |
| ENFERMERAS | 1849 | 10 |
| DENTISTAS | 50 | 1 |
| LABORATORISTAS | 110 | 1 |
| OTROS PROFESIONISTAS | 486 | 25 |
| ESTUDIANTES | 671 | 15 |
| JUBILADO / PENSIONADO | 1693 | 845 |
| GERENTES O PROPIETARIOS DE EMPRESAS O NEGOCIOS | 97 | 14 |
| HOGAR | 3397 | 1036 |
| COMERCIANTES DE MERCADOS FIJOS O AMBULANTES | 344 | 71 |
| CHOFERES | 183 | 39 |
| MAESTROS | 278 | 27 |
| CAMPESINOS | 230 | 81 |
| OBREROS | 142 | 35 |
| OTROS | 2679 | 403 |
| DESEMPLEADOS | 1270 | 452 |
| EMPLEADOS | 5649 | 468 |

21575

3569

16.5%

| DEFUNCIONES EN PERSONAL DE LA SALUD POR GRUPO DE EDAD CON SARS-Cov2 | | | | | | | |
|---|-----------|------------|--------------------------------|----------------|-----------|-----------|---------------|
| DEFUNCIONES POR GRUPO DE EDAD CON SARS-Cov2 | MEDICOS | ENFERMERAS | OTROS TRABAJADORES DE LA SALUD | LABORATORISTAS | DENTISTAS | Total | % |
| De 20 a 24 años | 0 | 0 | 0 | 0 | 0 | 0 | 0.0% |
| De 25 a 44 años | 5 | 3 | 0 | 0 | 0 | 8 | 13.8% |
| De 45 a 49 años | 3 | 1 | 1 | 0 | 0 | 5 | 8.6% |
| De 50 a 59 años | 6 | 4 | 5 | 1 | 0 | 16 | 27.6% |
| De 60 a 64 años | 9 | 1 | 0 | 0 | 0 | 10 | 17.2% |
| De 65 a 69 años | 7 | 0 | 2 | 0 | 1 | 10 | 17.2% |
| De 70 a 79 años | 4 | 0 | 2 | 0 | 0 | 6 | 10.3% |
| De 80 a 89 años | 1 | 1 | 1 | 0 | 0 | 3 | 5.2% |
| De 90 a 99 años | 0 | 0 | 0 | 0 | 0 | 0 | 0.0% |
| De 100 y más años | 0 | 0 | 0 | 0 | 0 | 0 | 0.0% |
| Total general | 35 | 10 | 11 | 1 | 1 | 58 | 100.0% |

60.3% 17.2% 19.0% 1.7% 1.7% 100.0%

COVID-19 Sinaloa: Casos confirmados en personal de la salud por Municipio

| CASOS CONFIRMADOS SARS-Cov2 EN PERSONAL DE LA SALUD POR MUNICIPIO | | | | | | | |
|---|-------------|-------------|--------------------------------|----------------|-----------|-------------|--------------|
| Municipios | MEDICOS | ENFERMERAS | OTROS TRABAJADORES DE LA SALUD | LABORATORISTAS | DENTISTAS | Total | % |
| AHOME | 209 | 351 | 258 | 22 | 4 | 844 | 18.9% |
| CHOIX | 2 | 3 | 4 | 0 | 0 | 9 | 0.2% |
| EL FUERTE | 9 | 24 | 17 | 2 | 0 | 52 | 1.2% |
| GUASAVE | 99 | 207 | 93 | 11 | 3 | 413 | 9.3% |
| SINALOA | 9 | 15 | 6 | 1 | 0 | 31 | 0.7% |
| ANGOSTURA | 11 | 16 | 1 | 2 | 0 | 30 | 0.7% |
| MOCORITO | 3 | 4 | 1 | 0 | 0 | 8 | 0.2% |
| SALVADOR ALVARADO | 46 | 58 | 22 | 3 | 0 | 129 | 2.9% |
| BADIRAGUATO | 2 | 1 | 1 | 0 | 0 | 4 | 0.1% |
| CULIACÁN | 547 | 709 | 550 | 43 | 30 | 1879 | 42.1% |
| NAVOLATO | 17 | 91 | 34 | 1 | 2 | 145 | 3.2% |
| COSALÁ | 8 | 4 | 2 | 0 | 1 | 15 | 0.3% |
| ELOTA | 4 | 2 | 2 | 0 | 0 | 8 | 0.2% |
| SAN IGNACIO | 0 | 0 | 0 | 0 | 0 | 0 | 0.0% |
| CONCORDIA | 2 | 2 | 1 | 0 | 0 | 5 | 0.1% |
| ESCUINAPA | 23 | 51 | 23 | 1 | 1 | 99 | 2.2% |
| MAZATLÁN | 195 | 304 | 232 | 24 | 9 | 764 | 17.1% |
| ROSARIO | 6 | 7 | 2 | 0 | 0 | 15 | 0.3% |
| Total | 1192 | 1849 | 1249 | 110 | 50 | 4450 | 99.7% |
| Otro Estado | 8 | 2 | 2 | 0 | 0 | 12 | 0.3% |

NUEVA NORMALIDAD

3,569

Defunciones

Confirmados acumulados

21,576



COVID-19 Sinaloa: Casos confirmados en personal de la salud por Institución y Grupo de Edad

| CASOS CONFIRMADOS SARS-Cov2 EN PERSONAL DE LA SALUD POR INSTITUCION | | | | | | | |
|---|-------------|-------------|--------------------------------|----------------|-----------|-------------|---------------|
| INSTITUCION | MEDICOS | ENFERMERAS | OTROS TRABAJADORES DE LA SALUD | LABORATORISTAS | DENTISTAS | Total | % |
| SSA | 490 | 609 | 439 | 35 | 33 | 1606 | 36.0% |
| IMSS | 497 | 967 | 676 | 54 | 11 | 2205 | 49.5% |
| IMSS_PR | 32 | 31 | 22 | 2 | 1 | 88 | 2.0% |
| ISSSTE | 66 | 148 | 53 | 9 | 3 | 279 | 6.3% |
| PEMEX | 0 | 0 | 0 | 0 | 0 | 0 | 0.0% |
| Privados | 35 | 20 | 13 | 5 | 0 | 73 | 1.6% |
| SEDENA | 2 | 4 | 6 | 1 | 0 | 13 | 0.3% |
| SEMAR | 7 | 18 | 5 | 2 | 2 | 34 | 0.8% |
| *Servicios | 55 | 41 | 24 | 2 | 0 | 122 | 2.7% |
| **Servicios | 13 | 11 | 12 | 0 | 0 | 36 | 0.8% |
| Universitaria | 0 | 0 | 0 | 0 | 0 | 0 | 0.0% |
| Cruz Roja | 0 | 0 | 0 | 0 | 0 | 0 | 0.0% |
| DIF | 0 | 0 | 0 | 0 | 0 | 0 | 0.0% |
| TOTAL | 1197 | 1849 | 1250 | 110 | 50 | 4456 | 100.0% |

*Servicios Estatales (Hosp. Civil Culiacan)

**Servicios Municipales (Hosp. Maza de Juarez Mazatlan)

| CASOS CONFIRMADOS SARS-Cov2 EN PERSONAL DE LA SALUD POR GRUPO DE EDAD | | | | | | | |
|---|-------------|-------------|--------------------------------|----------------|-----------|-------------|---------------|
| GRUPO DE EDAD EN PERSONAL DE LA SALUD CON COVID-19 | MEDICOS | ENFERMERAS | OTROS TRABAJADORES DE LA SALUD | LABORATORISTAS | DENTISTAS | Total | % |
| De 20 a 24 años | 59 | 89 | 68 | 4 | 1 | 221 | 5.0% |
| De 25 a 44 años | 751 | 1296 | 799 | 64 | 27 | 2937 | 65.9% |
| De 45 a 49 años | 117 | 242 | 172 | 13 | 6 | 550 | 12.3% |
| De 50 a 59 años | 158 | 199 | 169 | 24 | 12 | 562 | 12.6% |
| De 60 a 64 años | 69 | 13 | 20 | 4 | 2 | 108 | 2.4% |
| De 65 a 69 años | 29 | 5 | 9 | 0 | 2 | 45 | 1.0% |
| De 70 a 79 años | 10 | 3 | 10 | 0 | 0 | 23 | 0.5% |
| De 80 a 89 años | 4 | 1 | 1 | 1 | 0 | 7 | 0.2% |
| De 90 a 99 años | 0 | 1 | 0 | 0 | 0 | 1 | 0.0% |
| De 100 y más años | 0 | 0 | 0 | 0 | 0 | 0 | 0.0% |
| Total general | 1197 | 1849 | 1248 | 110 | 50 | 4454 | 100.0% |

NUEVA NORMALIDAD

3,569

Defunciones

Confirmados acumulados

21,576





SERVICIOS DE SALUD DE SINALOA

SUBDIRECCIÓN DE VIGILANCIA EPIDEMIOLÓGICA

Situación de la Notificación de Casos y Defunciones en las Diferentes Unidades de Salud

| CLUES | INSTIT | NOMBRE DE LA UNIDAD | Notificados | Confirmados | Defunciones Positivas a Sars-CoV-2 |
|-------------|--------|--|-------------|-------------|------------------------------------|
| SLSSA000024 | SSA | HOSPITAL GENERAL LOS MOCHIS | 1089 | 565 | 211 |
| SLSSA000963 | SSA | HOSPITAL INTEGRAL CHOIX | 14 | 7 | 0 |
| SLSSA002573 | SSA | HOSPITAL INTEGRAL VALLE DEL CARRIZO | 0 | 0 | 0 |
| SLSSA001255 | SSA | HOSPITAL GENERAL GUASAVE | 407 | 262 | 89 |
| SLSSA002136 | SSA | HOSPITAL INTEGRAL DE SINALOA DE LEYVA | 0 | 0 | 0 |
| SLSSA000193 | SSA | HOSPITAL INTEGRAL ANGOSTURA | 26 | 19 | 0 |
| SLSSA001716 | SSA | HOSPITAL INTEGRAL MOCORITO | 35 | 16 | 1 |
| SLSSA018113 | SSA | HOSPITAL GENERAL DE GUAMUCHIL | 557 | 324 | 57 |
| SLSSA000246 | SSA | HOSPITAL INTEGRAL BADIRAGUATO | 218 | 99 | 0 |
| SLSSA000666 | SSA | HOSPITAL GENERAL CULIACÁN | 2004 | 847 | 246 |
| SLSSA002491 | SSA | HOSPITAL INTEGRAL NAVOLATO | 96 | 36 | 0 |
| SLSSA017582 | SSA | HOSPITAL INTEGRAL VALLE DE SAN LORENZO | 2 | 0 | 0 |
| SLSSA018265 | SSA | HOSPITAL GENERAL EL DORADO | 225 | 72 | 2 |
| SLSSA000572 | SSA | HOSPITAL INTEGRAL COSALA | 185 | 54 | 1 |
| SLSSA017570 | SSA | HOSPITAL INTEGRAL SAN IGNACIO | 1 | 0 | 0 |
| SLSSA017594 | SSA | HOSPITAL GENERAL LA CRUZ | 21 | 6 | 0 |
| SLSSA000473 | SSA | HOSPITAL INTEGRAL CONCORDIA | 27 | 14 | 1 |
| SLSSA001873 | SSA | HOSPITAL INTEGRAL DE EL ROSARIO | 148 | 75 | 2 |
| SLSSA002585 | SSA | HOSPITAL GENERAL DE MAZATLÁN | 567 | 368 | 142 |
| SLSSA018253 | SSA | HOSPITAL GENERAL ESCUINAPA | 393 | 226 | 22 |

| TOTAL DE CASOS COVID-19 NOTIFICADOS EN MPIO. DE CULIACAN | | | | 12802 | 5327 | 1412 |
|--|-------------|--------|--|-------------|-------------|--------------------------------------|
| MUNICIPIO | CLUES | INSTIT | NOMBRE DE LA UNIDAD | Notificados | Confirmados | Defunciones (Positivas a SARS-CoV-2) |
| CULIACÁN | SLIMS000131 | IMSS | HGR 1 CULIACÁN | 4513 | 2207 | 720 |
| CULIACÁN | SLIMS000184 | IMSS | HGZMF 28 COSTA RICA | 772 | 275 | 57 |
| CULIACÁN | SLIST000073 | ISSSTE | C.M.F. CULIACAN | 2 | 0 | 0 |
| CULIACÁN | SLIST000085 | ISSSTE | DR. MANUEL CARDENAS DE LA VEGA | 2304 | 748 | 240 |
| CULIACÁN | SLSME000016 | SME | HOSPITAL CIVIL DE CULIACÁN | 966 | 564 | 123 |
| CULIACÁN | SLSMP000365 | SMP | CLÍNICA DE REHABILITACIÓN Y ESPECIALIDADES | 43 | 21 | 1 |
| CULIACÁN | SLSMP000370 | SMP | CLÍNICA HOSPITAL CULIACÁN S. A. DE C. V. | 240 | 15 | 8 |
| CULIACÁN | SLSMP000394 | SMP | SANATORIO CEMSI CHAPULTEPEC | 44 | 2 | 0 |
| CULIACÁN | SLSMP000411 | SMP | SANATORIO BATIZ RAMOS | 3 | 1 | 0 |
| CULIACÁN | SLSMP000440 | SMP | OPERADORA NUEVA CLÍNICA SANTA MARÍA S.A DE | 80 | 6 | 3 |
| CULIACÁN | SLSMP000534 | SMP | HOSPITAL ÁNGELES CULIACÁN | 664 | 247 | 0 |
| CULIACÁN | SLSSA017606 | SSA | HOSPITAL DE LA MUJER | 282 | 72 | 1 |
| CULIACÁN | SLSSA018265 | SSA | HOSPITAL GENERAL EL DORADO | 225 | 72 | 2 |
| CULIACÁN | SLSME000021 | SME | -HOSPITAL PEDIATRICO | 6 | 2 | 0 |
| CULIACÁN | SLSSA002556 | SSA | HOSPITAL PEDIATRICO DE SINALOA | 576 | 195 | 4 |
| CULIACÁN | SLSMP002815 | SMP | MEDICA DE LA CIUDAD | 78 | 53 | 7 |
| CULIACÁN | SLSSA000666 | SSA | HOSPITAL GENERAL CULIACÁN | 2004 | 847 | 246 |



SERVICIOS DE SALUD DE SINALOA

SUBDIRECCIÓN DE VIGILANCIA EPIDEMIOLÓGICA

Situación de la OCUPACION HOSPITALARIA en los Municipios

| Municipios | CAMAS COVID | Casos Acumulados | Defunciones Acumuladas | Hospitalizados Según Plataforma SISVER | PORCENTAJE DE OCUPACION HOSPITALARIA -SINALOA- | | | | | | | | | | | | | | | | | | | | | | | | | | | | | | |
|-------------------|-------------|------------------|------------------------|--|--|------------|------------|------------|------------|------------|------------|------------|------------|------------|------------|------------|------------|------------|------------|------------|------------|------------|------------|------------|------------|------------|------------|------------|------------|------------|------------|------------|------------|------------|------------|
| | | | | | 01-oct-20 | 02-oct-20 | 03-oct-20 | 04-oct-20 | 05-oct-20 | 06-oct-20 | 07-oct-20 | 08-oct-20 | 09-oct-20 | 10-oct-20 | 11-oct-20 | 12-oct-20 | 13-oct-20 | 14-oct-20 | 15-oct-20 | 16-oct-20 | 17-oct-20 | 18-oct-20 | 19-oct-20 | 20-oct-20 | 21-oct-20 | 22-oct-20 | 23-oct-20 | 24-oct-20 | 25-oct-20 | 26-oct-20 | 27-oct-20 | 28-oct-20 | 29-oct-20 | 30-oct-20 | |
| AHOME | 188 | 2,907 | 682 | 1,238 | 19% | 19% | 18% | 18% | 17% | 19% | 18% | 18% | 19% | 28% | 19% | 18% | 20% | 22% | 22% | 22% | 23% | 23% | 23% | 23% | 23% | 25% | 27% | 24% | 25% | 25% | 27% | 27% | 24% | 25% | |
| CHOIX | 3 | 59 | 7 | 22 | 0% | 0% | 0% | 0% | 0% | 0% | 0% | 0% | 0% | 0% | 0% | 0% | 0% | 0% | 0% | 0% | 0% | 0% | 0% | 0% | 0% | 0% | 0% | 0% | 0% | 0% | 0% | 0% | 0% | 0% | |
| EL FUERTE | 0 | 286 | 76 | 139 | 0% | 0% | 0% | 0% | 0% | 0% | 0% | 0% | 0% | 0% | 0% | 0% | 0% | 0% | 0% | 0% | 0% | 0% | 0% | 0% | 0% | 0% | 0% | 0% | 0% | 0% | 0% | 0% | 0% | 0% | |
| GUASAVE | 180 | 2,946 | 433 | 871 | 13% | 15% | 15% | 13% | 13% | 12% | 12% | 12% | 11% | 14% | 14% | 14% | 13% | 14% | 14% | 14% | 14% | 14% | 14% | 13% | 12% | 12% | 13% | 11% | 11% | 11% | 11% | 11% | 12% | 12% | 10% |
| SINALOA | 3 | 310 | 41 | 83 | 0% | 0% | 0% | 0% | 0% | 0% | 0% | 0% | 0% | 0% | 0% | 0% | 0% | 0% | 0% | 0% | 0% | 0% | 0% | 0% | 0% | 0% | 0% | 0% | 0% | 0% | 0% | 0% | 0% | 0% | 0% |
| ANGOSTURA | 3 | 302 | 69 | 170 | 0% | 0% | 0% | 0% | 0% | 0% | 0% | 0% | 0% | 0% | 0% | 0% | 0% | 0% | 0% | 0% | 0% | 0% | 0% | 0% | 0% | 0% | 0% | 0% | 0% | 0% | 0% | 0% | 0% | 0% | 0% |
| MOCORITO | 3 | 120 | 37 | 76 | 0% | 0% | 0% | 0% | 0% | 0% | 0% | 0% | 0% | 0% | 0% | 0% | 0% | 0% | 0% | 0% | 0% | 0% | 0% | 0% | 0% | 0% | 0% | 0% | 0% | 0% | 0% | 0% | 0% | 0% | 0% |
| SALVADOR ALVARADO | 64 | 780 | 135 | 340 | 36% | 36% | 34% | 22% | 22% | 23% | 19% | 19% | 17% | 17% | 16% | 19% | 17% | 14% | 16% | 20% | 22% | 22% | 22% | 25% | 31% | 25% | 33% | 23% | 25% | 22% | 27% | 27% | 23% | 27% | |
| BADIRAGUATO | 3 | 128 | 15 | 26 | 0% | 0% | 0% | 0% | 0% | 0% | 0% | 0% | 0% | 0% | 0% | 0% | 0% | 0% | 0% | 0% | 0% | 0% | 0% | 0% | 0% | 0% | 0% | 0% | 0% | 0% | 0% | 0% | 0% | 0% | 0% |
| CULIACAN | 491 | 8,758 | 1248 | 2,527 | 39% | 38% | 38% | 37% | 37% | 41% | 38% | 38% | 38% | 39% | 37% | 38% | 40% | 41% | 41% | 40% | 40% | 40% | 39% | 41% | 41% | 46% | 46% | 45% | 44% | 44% | 43% | 43% | 42% | 42% | |
| NAVOLATO | 3 | 667 | 125 | 230 | 0% | 0% | 0% | 0% | 0% | 0% | 0% | 0% | 0% | 0% | 0% | 0% | 0% | 0% | 0% | 0% | 0% | 0% | 0% | 0% | 0% | 0% | 0% | 0% | 0% | 0% | 0% | 0% | 0% | 0% | 0% |
| COSALA | 3 | 67 | 4 | 10 | 0% | 0% | 0% | 0% | 0% | 0% | 0% | 0% | 0% | 0% | 0% | 0% | 0% | 0% | 0% | 0% | 0% | 0% | 0% | 0% | 0% | 0% | 0% | 0% | 0% | 0% | 0% | 0% | 0% | 0% | 0% |
| ELOTA | 15 | 55 | 13 | 33 | 0% | 0% | 0% | 0% | 0% | 0% | 0% | 0% | 0% | 0% | 0% | 0% | 0% | 0% | 0% | 0% | 0% | 0% | 0% | 0% | 0% | 0% | 0% | 0% | 0% | 0% | 0% | 0% | 0% | 0% | 0% |
| SAN IGNACIO | 3 | 48 | 12 | 20 | 0% | 0% | 0% | 0% | 0% | 0% | 0% | 0% | 0% | 0% | 0% | 0% | 0% | 0% | 0% | 0% | 0% | 0% | 0% | 0% | 0% | 0% | 0% | 0% | 0% | 0% | 0% | 0% | 0% | 0% | 0% |
| CONCORDIA | 3 | 54 | 17 | 25 | 0% | 0% | 0% | 0% | 0% | 0% | 0% | 0% | 0% | 0% | 0% | 0% | 0% | 0% | 0% | 0% | 0% | 0% | 0% | 0% | 0% | 0% | 0% | 0% | 0% | 0% | 0% | 0% | 0% | 0% | 0% |
| ESCUINAPA | 80 | 312 | 54 | 138 | 0% | 0% | 0% | 3% | 3% | 3% | 1% | 1% | 1% | 3% | 3% | 1% | 3% | 3% | 5% | 4% | 4% | 4% | 4% | 4% | 4% | 1% | 4% | 1% | 1% | 3% | 3% | 1% | 1% | 3% | |
| MAZATLAN | 271 | 3,833 | 565 | 1,297 | 27% | 28% | 29% | 26% | 26% | 26% | 25% | 27% | 22% | 23% | 24% | 23% | 41% | 21% | 22% | 22% | 23% | 21% | 21% | 20% | 20% | 20% | 19% | 16% | 18% | 17% | 17% | 18% | 17% | 16% | |
| ROSARIO | 3 | 140 | 23 | 64 | 0% | 0% | 0% | 0% | 0% | 0% | 0% | 0% | 0% | 0% | 0% | 0% | 0% | 0% | 0% | 0% | 0% | 0% | 0% | 0% | 0% | 0% | 0% | 0% | 0% | 0% | 0% | 0% | 0% | 0% | 0% |
| Total | 1319 | 21,772 | 3556 | 7,309 | 27% | 27% | 27% | 25% | 25% | 26% | 25% | 25% | 24% | 26% | 24% | 25% | 25% | 26% | 26% | 26% | 26% | 26% | 26% | 25% | 26% | 26% | 28% | 28% | 26% | 27% | 26% | 26% | 26% | 25% | 25% |



SERVICIOS DE SALUD DE SINALOA
SUBDIRECCIÓN DE VIGILANCIA EPIDEMIOLÓGICA

**REPORTES POR
JURISDICCION SANITARIA**

PLATAFORMA SISVER

COVID-19 Sinaloa: Casos y Defunciones JURISDICCIÓN MOCHIS



NUEVA NORMALIDAD

765

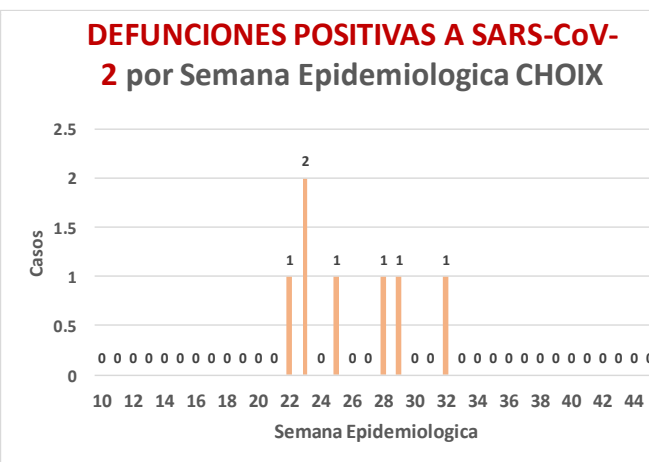
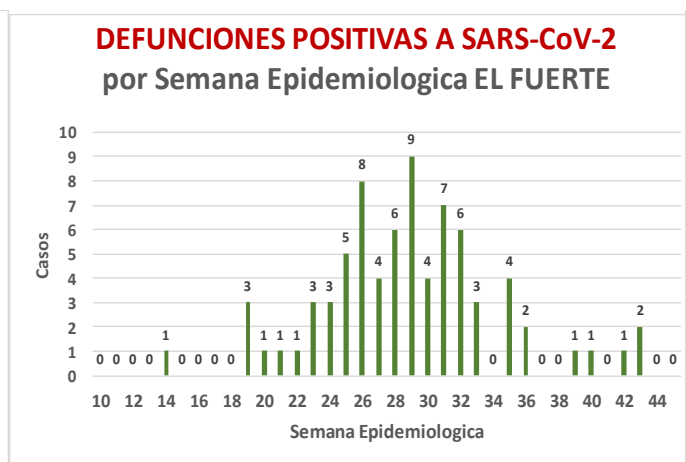
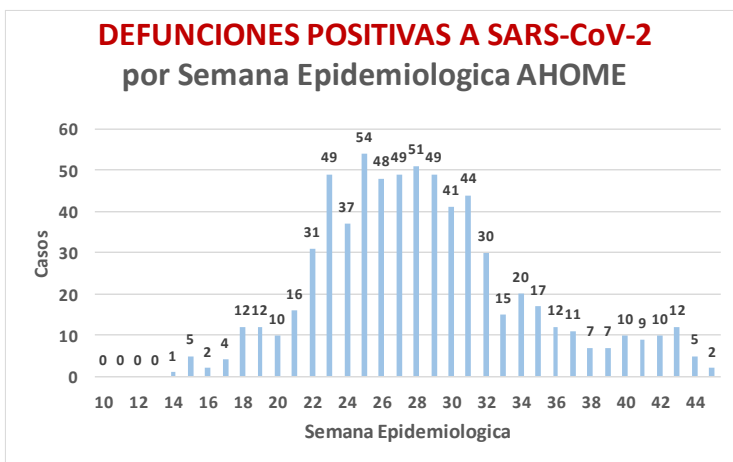
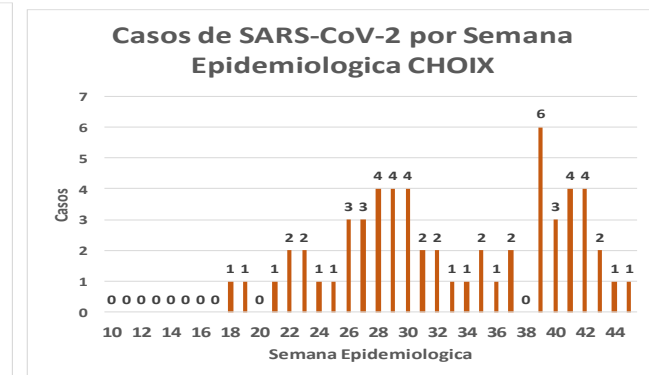
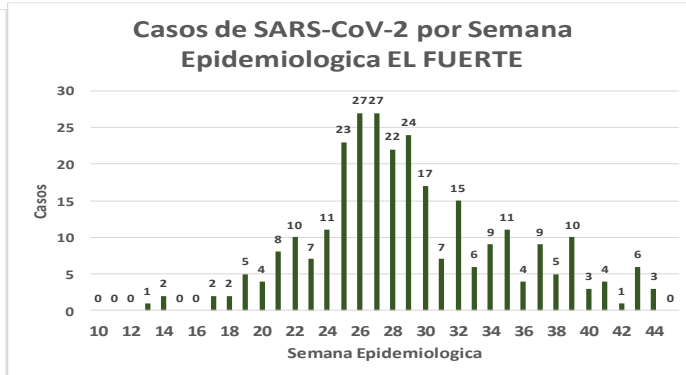
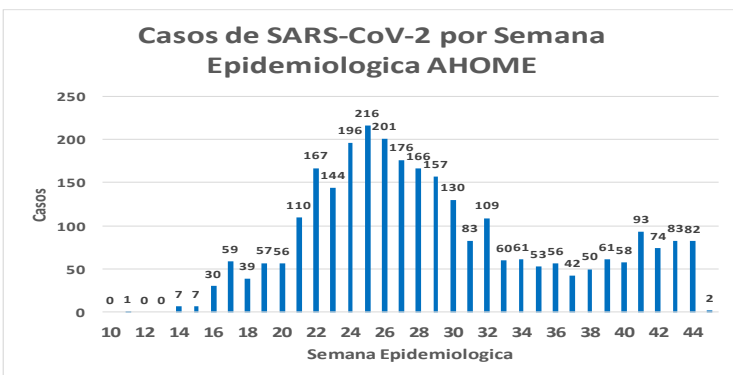
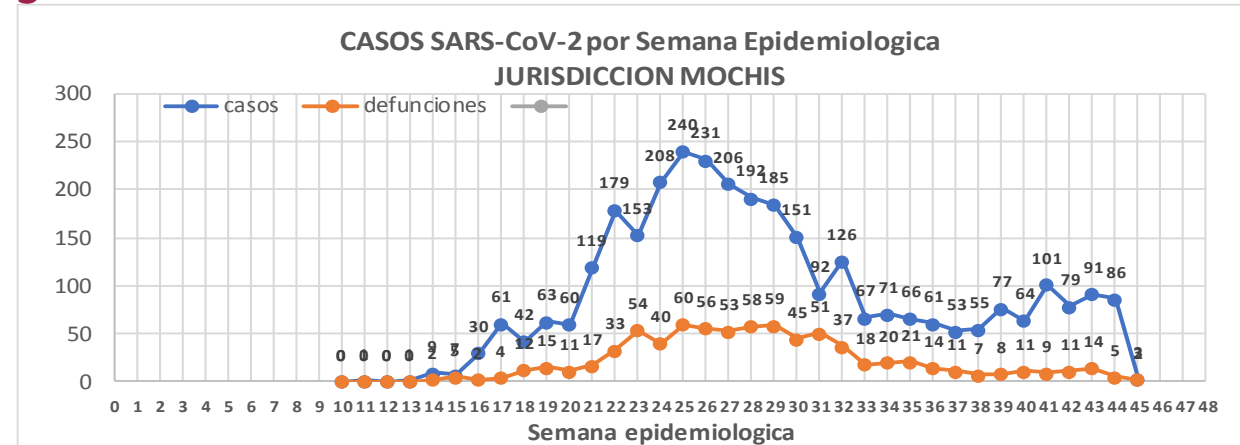
Defunciones Jurisdicción Mochis



Datos actualizados al **lunes, 02 de noviembre de 2020**

| JURISDICCION SANITARIA | Casos Acum. SARS-CoV-2* | % |
|------------------------|-------------------------|--------|
| Jurisd. No. 1 Mochis | 3230 | 100.0% |
| AHOME | 2886 | 89.3% |
| CHOIX | 59 | 1.8% |
| EL FUERTE | 285 | 8.8% |

* Municipio de residencia



COVID-19 Sinaloa: Muestreo de Casos **JURISDICCION MOCHIS**



**NUEVA
NORMALIDAD**

765

**Defunciones
Jurisdicción
Mochis**



JURISDICCION No. 1 , MOCHIS

| INSTITUCION | NO ADECUADO | RECHAZADA | NO RECIBIDA | SOSPECHOSOS | TOTAL CON MUESTRA | % SOSPECHOSOS |
|--------------------|-------------|-----------|-------------|--------------|-------------------|---------------|
| IMSS | 0 | 47 | 10 | 3,179 | 3,236 | 48.3% |
| IMSS-OPORTUNIDADES | 0 | 5 | 0 | 283 | 288 | 4.3% |
| ISSSTE | 1 | 7 | 0 | 394 | 402 | 6.0% |
| PRIVADA | 1 | 1 | 0 | 109 | 111 | 1.7% |
| SEDENA | 0 | 0 | 0 | 5 | 5 | 0.1% |
| SEMAR | 3 | 3 | 1 | 123 | 130 | 1.9% |
| SSA | 17 | 6 | 0 | 2,504 | 2,527 | 37.7% |
| PEMEX | 0 | 0 | 0 | 0 | 0 | 0.0% |
| ESTATAL | 0 | 0 | 0 | 3 | 3 | 0.0% |
| MUNICIPAL | 0 | 1 | 0 | 0 | 1 | 0.0% |
| TOTAL | 22 | 70 | 11 | 6,600 | 6,703 | 100.0% |
| | 0.3% | 1.0% | 0.2% | 98.5% | 100.0% | |

| RESULTADO DEFINITIVO EN PLATAFORMA SISVER; JUR MOCHIS | |
|---|------|
| SARS-CoV-2 | 3252 |
| NEGATIVO | 2975 |
| NO RECIBIDA | 11 |
| INF AH1N1 PMD | 53 |
| RECHAZADA | 70 |
| B | 15 |
| A H3 | 1 |
| METAPNEUMOVIRUS | 3 |
| ENTEROV//RHINOVIRUS | 2 |
| CORONA OC43 | 0 |
| NO ADECUADO | 22 |
| INF A | 3 |
| CORONA 229E | 0 |
| CORONA NL63 | 0 |
| CORONA HKU1 | 0 |
| VSR | 1 |
| ADENOVIRUS | 0 |
| PARAINFLUENZA 3 | 0 |
| NO SUBTIPIFICADO | 0 |

INFORMACION AL DIA : lunes, 02 de noviembre de 2020

SE TOMO MUESTRA PERO SIN RECEPCION EN LABORATORIO

| Municipios | IMSS | IMSS-OPORTUNIDADES | ISSSTE | PRIVADA | SEDENA | SEMAR | SSA | PEMEX | ESTATAL | MUNICIPAL | TOTAL |
|---------------------------|------------|--------------------|----------|-----------|----------|----------|-----------|----------|----------|-----------|------------|
| AHOME | 169 | 2 | 5 | 13 | 0 | 4 | 74 | 0 | 0 | 0 | 267 |
| CHOIX | 2 | 1 | 0 | 1 | 0 | 0 | 3 | 0 | 0 | 0 | 7 |
| EL FUERTE | 5 | 9 | 0 | 1 | 0 | 0 | 6 | 0 | 0 | 0 | 21 |
| TOTAL JURISDICCION | 176 | 12 | 5 | 15 | 0 | 4 | 83 | 0 | 0 | 0 | 295 |

COVID-19 Sinaloa: Informe ejecutivo: JURISDICCIÓN MOCHIS



Unidades de Salud que han reportado en SISVER

| MUNICIPIO | CLUES | SECTOR | UNIDAD | Defunciones en la Semana Epidemiológica | | | Total Defunciones Asociadas a SarsCov-2 | Casos confirmados en la Semana Epidemiológica | | | Total de Casos Confirmados | Tasa letalidad X 100 (D/G)*100 | Lugar Letalidad | PRUEBAS REALIZADAS en la Sem Epidemiologica | | | INDICE DE POSITIVIDAD | Lugar de Índice de POSITIVIDAD |
|-------------------------------------|-------------|----------|--|---|----------------|-----------|---|---|----------------|-----------|----------------------------|--------------------------------|-----------------|---|----------------|------------|-----------------------|--------------------------------|
| | | | | SEM EPI NUM-43 | SEM EPI NUM-44 | Aumento | | SEM EPI NUM-43 | SEM EPI NUM-44 | Aumento | | | | SEM EPI NUM-43 | SEM EPI NUM-44 | Aumento | | |
| AHOME | SLMPO00831 | PRIVADA | CLINICA ANGELES | 0 | 0 | 0 | 0 | 0 | 0 | 0 | 1 | 0.00 | 12 | 0 | 0 | 0 | - | - |
| AHOME | SLMPO00032 | PRIVADA | CLINICA SANTA MARIA | 0 | 0 | 0 | 0 | 0 | 0 | 0 | 1 | 0.00 | 12 | 0 | 0 | 0 | - | - |
| AHOME | SLIMS000015 | IMSS | HGP 2 LOS MOCHIS | 0 | 1 | 1 | 3 | 0 | 1 | 1 | 67 | 4.48 | 8 | 2 | 2 | 0 | 50.00 | 2 |
| AHOME | SLIMS000020 | IMSS | HGZ 49 LOS MOCHIS | 12 | 5 | -7 | 474 | 24 | 14 | -10 | 1,251 | 37.89 | 4 | 47 | 29 | -18 | 48.28 | 4 |
| AHOME | SLMPO00114 | PRIVADA | HOSPITAL FATIMA | 0 | 0 | 0 | 22 | 0 | 0 | 0 | 58 | 37.93 | 3 | 0 | 0 | 0 | - | - |
| AHOME | SLMPO00155 | PRIVADA | HOSPITAL GENERAL CENTRO MEDICO DE LOS MOCHIS | 1 | 0 | -1 | 2 | 1 | 0 | -1 | 3 | 66.67 | 1 | 1 | 0 | -1 | - | - |
| AHOME | SLSSA000024 | SSA | HOSPITAL GENERAL LOS MOCHIS | 0 | 0 | 0 | 211 | 3 | 15 | 12 | 565 | 37.35 | 6 | 12 | 31 | 19 | 48.39 | 3 |
| AHOME | SLIST000015 | ISSSTE | LOS MOCHIS | 0 | 0 | 0 | 117 | 4 | 9 | 5 | 309 | 37.86 | 5 | 8 | 13 | 5 | 69.23 | 1 |
| AHOME | SLSSA000036 | SSA | LOS MOCHIS | 0 | 0 | 0 | 0 | 0 | 0 | 0 | 0 | - | - | 0 | 0 | 0 | - | - |
| AHOME | SLSSA017332 | SSA | OFICINAS JURISDICCIONALES | 0 | 0 | 0 | 2 | 4 | 8 | 4 | 468 | 0.43 | 11 | 18 | 59 | 41 | 13.56 | 7 |
| AHOME | SLMPO00061 | PRIVADA | SALUD INTEGRAL SINALOENSE C.S. | 0 | 0 | 0 | 4 | 0 | 0 | 0 | 13 | 30.77 | 7 | 0 | 1 | 1 | 0.00 | 8 |
| AHOME | SLSMA000010 | SEMAR | SANATORIO NAVAL DE TOPOLOBAMPO | 0 | 0 | 0 | 1 | 1 | 3 | 2 | 74 | 1.35 | 10 | 2 | 8 | 6 | 37.50 | 5 |
| AHOME | SLIMS000085 | IMSS | UMF 5 TOPOLOBAMPO | 0 | 0 | 0 | 0 | 0 | 0 | 0 | 6 | 0.00 | 12 | 0 | 0 | 0 | - | - |
| AHOME | SLIMS000032 | IMSS | UMF 37 LOS MOCHIS | 0 | 0 | 0 | 8 | 29 | 35 | 6 | 446 | 1.79 | 9 | 63 | 110 | 47 | 31.82 | 6 |
| AHOME | SLIMS000044 | IMSS | UMFH 6 AHOME | 0 | 0 | 0 | 0 | 0 | 0 | 0 | 2 | 0.00 | 12 | 0 | 1 | 1 | 0.00 | 8 |
| AHOME | SLIMS000073 | IMSS | UMFH 13 SAN MIGUEL | 0 | 0 | 0 | 1 | 0 | 0 | 0 | 2 | 50.00 | 2 | 0 | 0 | 0 | - | - |
| AHOME | SLIMS000476 | IMSS | UMFH 33 EL CARRIZO | 0 | 0 | 0 | 0 | 0 | 0 | 0 | 0 | - | - | 0 | 0 | 0 | - | - |
| AHOME | SLIMS000061 | IMSS | UMFH 7 HIGUERA | 0 | 0 | 0 | 0 | 0 | 0 | 0 | 6 | 0.00 | 12 | 0 | 0 | 0 | - | - |
| TOTAL MPIO. AHOME | | | | 13 | 6 | -7 | 845 | 66 | 85 | 19 | 3272 | 25.83 | | 153 | 254 | 101 | 33.46 | |
| CHOIX | SLSSA018352 | SSA | CENTRO DE SALUD CHOIX | 0 | 0 | 0 | 0 | 1 | 1 | 0 | 19 | 0.00 | 1 | 5 | 2 | -3 | 50.00 | 2 |
| CHOIX | SLSSA000963 | SSA | HOSPITAL INTEGRAL CHOIX | 0 | 0 | 0 | 0 | 0 | 0 | 0 | 7 | 0.00 | 1 | 0 | 0 | 0 | - | - |
| TOTAL MPIO. CHOIX | | | | 0 | 0 | 0 | 0 | 1 | 1 | 0 | 26 | 0.00 | | 5 | 2 | -3 | 50.00 | |
| EL FUERTE | SLIMO000576 | IMSS-OPC | HR FUERTE, EL | 1 | 0 | -1 | 21 | 3 | 1 | -2 | 155 | 13.55 | 2 | 6 | 1 | -5 | 100.00 | - |
| EL FUERTE | SLIMS000266 | IMSS | UMF 14 SANTA ROSA | 0 | 0 | 0 | 1 | 0 | 0 | 0 | 2 | 50.00 | 1 | 0 | 0 | 0 | - | - |
| EL FUERTE | SLIMS000522 | IMSS | UMF 43 SAN BLAS | 0 | 0 | 0 | 0 | 0 | 0 | 0 | 1 | 0.00 | 3 | 0 | 0 | 0 | - | - |
| TOTAL MPIO. EL FUERTE | | | | 1 | 0 | -1 | 22 | 3 | 1 | -2 | 158 | 13.92 | | 6 | 1 | -5 | 100.00 | |
| TOTAL JURISDICCION 1, MOCHIS | | | | 14 | 6 | -8 | 867 | 70 | 87 | 17 | 3,456 | 25.09 | | 164 | 257 | 93 | 33.85 | |

NUEVA NORMALIDAD

INDICE DE POSITIVIDAD 33.85

TASA DE LETALIDAD 25.09



COVID-19 Sinaloa: Casos y Defunciones **JURISDICCIÓN CULIACÁN**



NUEVA NORMALIDAD

1388

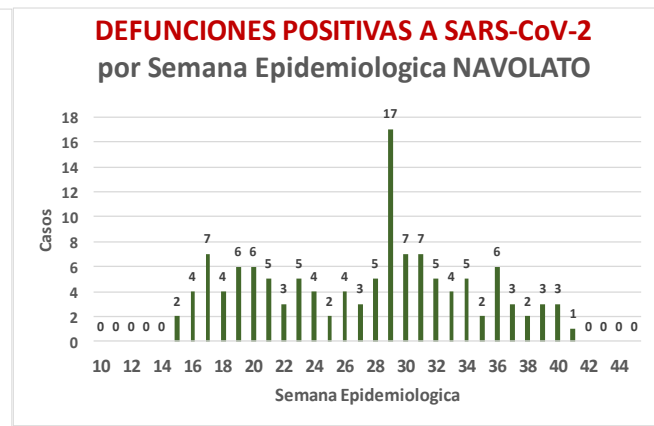
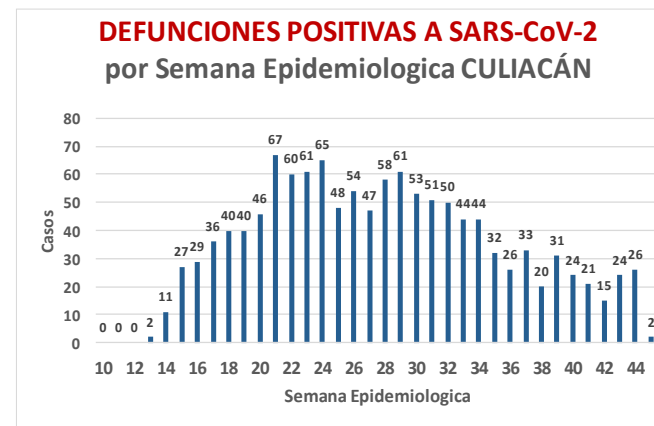
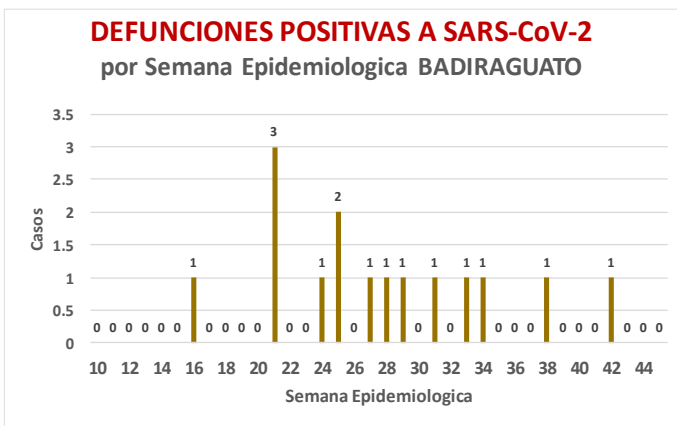
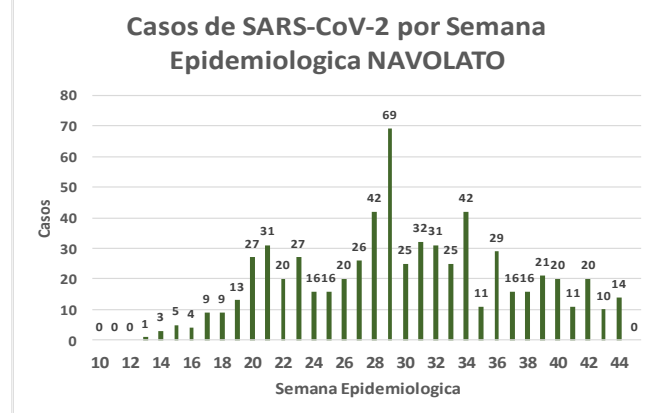
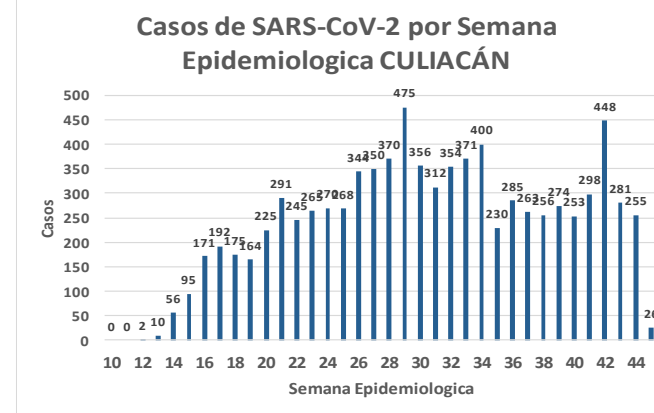
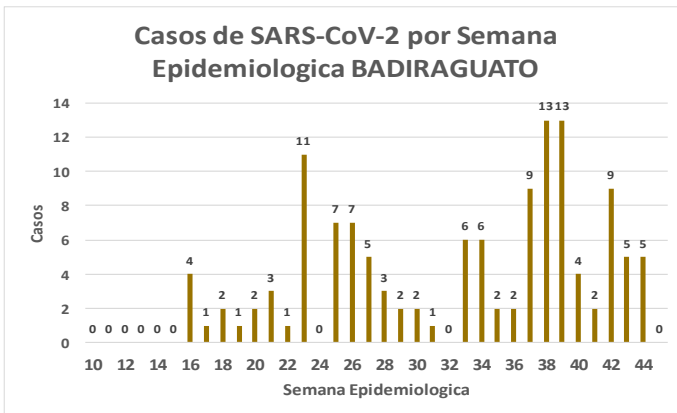
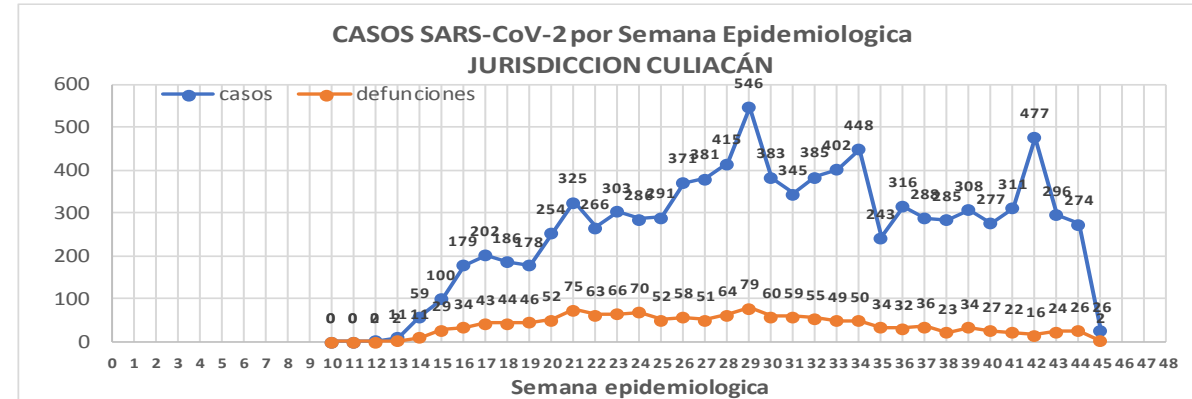
Defunciones Jurisdicción Culiacán



Datos actualizados al **lunes, 02 de noviembre de 2020**

| JURISDICCION SANITARIA | Casos Acum. SARS-CoV-2* | % |
|-------------------------------|-------------------------|---------------|
| Jurisd. No. 4 Culiacán | 9419 | 100.0% |
| BADIRAGUATO | 128 | 1.4% |
| CULIACAN | 8630 | 91.6% |
| NAVOLATO | 661 | 7.0% |

* Municipio de residencia



COVID-19 Sinaloa: Muestreo de Casos **JURISDICCIÓN CULIACÁN**



SALUD
SECRETARÍA DE SALUD

Jurisd. No. 4 Culiacán

| INSTITUCION | NO ADECUADO | RECHAZADA | NO RECIBIDA | SOSPECHOSOS | TOTAL CON MUESTRA | % SOSPECHOSOS |
|--------------------|-------------|------------|-------------|---------------|-------------------|---------------|
| IMSS | 0 | 187 | 37 | 8,503 | 8,727 | 44.4% |
| IMSS-OPORTUNIDADES | 0 | 0 | 0 | 20 | 20 | 0.1% |
| ISSSTE | 1 | 29 | 16 | 1,295 | 1,341 | 6.8% |
| PRIVADA | 2 | 13 | 53 | 764 | 832 | 4.2% |
| SEDENA | 0 | 0 | 0 | 18 | 18 | 0.1% |
| SEMAR | 0 | 0 | 0 | 1 | 1 | 0.0% |
| SSA | 42 | 174 | 23 | 7,595 | 7,834 | 39.8% |
| PEMEX | 0 | 0 | 0 | 0 | 0 | 0.0% |
| ESTATAL | 5 | 9 | 2 | 883 | 899 | 4.6% |
| MUNICIPAL | 0 | 0 | 0 | 0 | 0 | 0.0% |
| TOTAL | 50 | 412 | 131 | 19,079 | 19,672 | 100.0% |
| | 0.3% | 2.1% | 0.7% | 97.0% | 100.0% | |

RESULTADO DEFINITIVO EN PLATAFORMA SISVER; JUR CULIACAN

| | |
|---------------------|------|
| SARS-CoV-2 | 9553 |
| NEGATIVO | 8753 |
| NO RECIBIDA | 131 |
| INF AH1N1 PMD | 26 |
| RECHAZADA | 412 |
| B | 24 |
| A H3 | 7 |
| METAPNEUMOVIRUS | 1 |
| ENTEROV//RHINOVIRUS | 10 |
| CORONA OC43 | 1 |
| NO ADECUADO | 50 |
| INF A | 4 |
| CORONA 229E | 1 |
| CORONA NL63 | 1 |
| CORONA HKU1 | 1 |
| VSR | 1 |
| ADENOVIRUS | 0 |
| PARAINFLUENZA 3 | 1 |
| NO SUBTIPIFICADO | 0 |

NUEVA NORMALIDAD

1388

Defunciones
Jurisdicción
Culiacán

INFORMACION AL DIA : lunes, 02 de noviembre de 2020

SE TOMO MUESTRA PERO SIN RECEPCION EN LABORATORIO

| Municipios | IMSS | IMSS-OPORTUNIDADES | ISSSTE | PRIVADA | SEDENA | SEMAR | SSA | PEMEX | ESTATAL | MUNICIPAL | TOTAL |
|---------------------------|------------|--------------------|------------|-----------|----------|----------|-----------|----------|----------|-----------|------------|
| BADIRAGUATO | 0 | 0 | 2 | 1 | 0 | 0 | 2 | 0 | 0 | 0 | 5 |
| CULIACAN | 267 | 1 | 229 | 81 | 0 | 0 | 57 | 0 | 8 | 0 | 643 |
| NAVOLATO | 36 | 0 | 7 | 0 | 0 | 0 | 3 | 0 | 1 | 0 | 47 |
| TOTAL JURISDICCION | 303 | 1 | 238 | 82 | 0 | 0 | 62 | 0 | 9 | 0 | 695 |



COVID-19 Sinaloa: Informe ejecutivo: JURISDICCIÓN CULIACÁN



SALUD
SECRETARÍA DE SALUD

Unidades de Salud que han reportado en SISVER

| MUNICIPIO | CLUES | SECTOR | UNIDAD | Defunciones en la Semana Epidemiológica | | | Total Defunciones Asociadas a SarsCov-2 | Casos confirmados en la Semana Epidemiológica | | | Total de Casos Confirmados | Tasa Letalidad X 100 (D/G)*100 | Lugar Letalidad | PRUEBAS REALIZADAS en la Sem Epidemiológica | | | INDICE DE POSITIVIDAD | Lugar de Índice de POSITIVIDAD |
|---------------------------------------|-------------|---------|--|---|----------------|----------|---|---|----------------|------------|----------------------------|--------------------------------|-----------------|---|----------------|-------------|-----------------------|--------------------------------|
| | | | | SEM EPI NUM-43 | SEM EPI NUM-44 | Aumento | | SEM EPI NUM-43 | SEM EPI NUM-44 | Aumento | | | | SEM EPI NUM-43 | SEM EPI NUM-44 | Aumento | | |
| CULIACÁN | SLSSA000905 | SSA | ADOLFO LOPEZ MATEOS (EL TAMARINDO) | 0 | 0 | 0 | 0 | 0 | 0 | 0 | 0 | - | - | 0 | 0 | 0 | - | - |
| CULIACÁN | XXDES002092 | SSA | BRIGADA EPIDEMIOLOGICA CULIACAN | 0 | 0 | 0 | 0 | 0 | 0 | 0 | 13 | 0.00 | 20 | 0 | 0 | 0 | - | - |
| CULIACÁN | SLSMP000365 | PRIVADA | CLINICA DE REHABILITACION Y ESPECIALIDADES | 0 | 0 | 0 | 1 | 0 | 0 | 0 | 21 | 4.76 | 10 | 0 | 1 | 1 | 0.00 | 17 |
| CULIACÁN | SLSMP000370 | PRIVADA | CLINICA HOSPITAL CULIACAN S. A. DE C. V. | 0 | 0 | 0 | 8 | 0 | 0 | 0 | 15 | 53.33 | 1 | 0 | 0 | 0 | - | - |
| CULIACÁN | SLSSA000794 | SSA | COSTA RICA | 0 | 0 | 0 | 0 | 0 | 0 | 0 | 0 | - | - | 0 | 0 | 0 | - | - |
| CULIACÁN | SLIST000073 | ISSSTE | CULIACAN | 0 | 0 | 0 | 0 | 0 | 0 | 0 | 0 | - | - | 0 | 0 | 0 | - | - |
| CULIACÁN | SLSSA000753 | SSA | CULIACAN | 0 | 0 | 0 | 0 | 3 | 12 | 9 | 451 | 0.00 | 20 | 9 | 20 | 11 | 60.00 | 6 |
| CULIACÁN | SLSSA000741 | SSA | CULIACAN (AGUARUTO) | 0 | 0 | 0 | 0 | 0 | 0 | 0 | 5 | 0.00 | 20 | 0 | 0 | 0 | - | - |
| CULIACÁN | SLSSA000695 | SSA | CULIACAN (PEMEX) | 0 | 0 | 0 | 0 | 0 | 0 | 0 | 2 | 0.00 | 20 | 0 | 0 | 0 | - | - |
| CULIACÁN | SLIST000085 | ISSSTE | DR. M.CARDENAS DE LA VEGA | 0 | 0 | 0 | 240 | 0 | 18 | 18 | 748 | 32.09 | 4 | 0 | 33 | 33 | 54.55 | 7 |
| CULIACÁN | SLSSA002474 | SSA | EL DORADO | 0 | 0 | 0 | 0 | 0 | 0 | 0 | 0 | - | - | 0 | 0 | 0 | - | - |
| CULIACÁN | SLIMS000131 | IMSS | HGR 1 CULIACAN | 19 | 20 | 1 | 720 | 66 | 34 | -32 | 2,207 | 32.62 | 3 | 140 | 64 | -76 | 53.13 | 8 |
| CULIACÁN | SLIMS000184 | IMSS | HGZMF 28 COSTA RICA | 0 | 1 | 1 | 57 | 8 | 5 | -3 | 275 | 20.73 | 8 | 21 | 25 | 4 | 20.00 | 15 |
| CULIACÁN | SLSMP000534 | PRIVADA | HOSPITAL ANGELES CULIACAN | 0 | 0 | 0 | 0 | 0 | 0 | 0 | 247 | 0.00 | 20 | 0 | 0 | 0 | - | - |
| CULIACÁN | SLSME000016 | ESTATAL | HOSPITAL CIVIL DE CULIACAN | 1 | 1 | 0 | 123 | 11 | 15 | 4 | 564 | 21.81 | 7 | 20 | 30 | 10 | 50.00 | 9 |
| CULIACÁN | SLSSA000666 | SSA | HOSPITAL GENERAL CULIACAN | 4 | 3 | -1 | 246 | 9 | 11 | 2 | 847 | 29.04 | 6 | 28 | 37 | 9 | 29.73 | 13 |
| CULIACÁN | SLSSA018265 | SSA | HOSPITAL GENERAL EL DORADO | 0 | 0 | 0 | 2 | 0 | 4 | 4 | 72 | 2.78 | 13 | 2 | 6 | 4 | 66.67 | 4 |
| CULIACÁN | SLSSA000811 | SSA | HOSPITAL INTEGRAL EL DORADO | 0 | 0 | 0 | 0 | 0 | 0 | 0 | 2 | 0.00 | 20 | 0 | 0 | 0 | - | - |
| CULIACÁN | SLSSA017582 | SSA | HOSPITAL INTEGRAL VALLE DE SAN LORENZO | 0 | 0 | 0 | 0 | 0 | 0 | 0 | 0 | - | - | 0 | 0 | 0 | - | - |
| CULIACÁN | SLSSA017606 | SSA | HOSPITAL MATERNO NEONATAL | 0 | 0 | 0 | 1 | 2 | 2 | 0 | 72 | 1.39 | 17 | 23 | 21 | -2 | 9.52 | 16 |
| CULIACÁN | SLSME000021 | ESTATAL | HOSPITAL PEDIATRICO DE SINALOA | 0 | 0 | 0 | 0 | 0 | 0 | 0 | 2 | 0.00 | 20 | 0 | 0 | 0 | - | - |
| CULIACÁN | SLSSA002556 | SSA | HOSPITAL PEDIATRICO DE SINALOA | 0 | 0 | 0 | 4 | 2 | 8 | 6 | 195 | 2.05 | 14 | 22 | 22 | 0 | 36.36 | 12 |
| CULIACÁN | SLSSA002643 | SSA | JURISDICCION SANITARIA IV CULIACAN | 0 | 0 | 0 | 2 | 49 | 35 | -14 | 1,656 | 0.12 | 19 | 169 | 170 | 1 | 20.59 | 14 |
| CULIACÁN | SLSMP002815 | PRIVADA | MEDICA DE LA CIUDAD | 0 | 0 | 0 | 7 | 0 | 0 | 0 | 53 | 13.21 | 9 | 0 | 0 | 0 | - | - |
| CULIACÁN | SLSSA000852 | SSA | OBISPO | 0 | 0 | 0 | 0 | 0 | 0 | 0 | 0 | - | - | 0 | 0 | 0 | - | - |
| CULIACÁN | SLSSA017455 | SSA | OFICINAS JURISDICCIONALES | 0 | 0 | 0 | 0 | 0 | 0 | 0 | 34 | 0.00 | 20 | 0 | 0 | 0 | - | - |
| CULIACÁN | SLSMP000440 | PRIVADA | OPERADORA NUEVA CLINICA SANTA MARIA S.A DE C.V | 0 | 0 | 0 | 3 | 0 | 0 | 0 | 6 | 50.00 | 2 | 0 | 0 | 0 | - | - |
| CULIACÁN | SLSSA000876 | SSA | QUILA | 0 | 0 | 0 | 0 | 0 | 0 | 0 | 6 | 0.00 | 20 | 0 | 0 | 0 | - | - |
| CULIACÁN | SLSMP000411 | PRIVADA | SANATORIO BATIZ RAMOS | 0 | 0 | 0 | 0 | 0 | 0 | 0 | 1 | 0.00 | 20 | 0 | 0 | 0 | - | - |
| CULIACÁN | SLSMP000394 | PRIVADA | SANATORIO CEMSI CHAPULTEPEC | 0 | 0 | 0 | 0 | 0 | 0 | 0 | 2 | 0.00 | 20 | 0 | 0 | 0 | - | - |
| CULIACÁN | SLIMS000143 | IMSS | UMF 35 CULIACAN | 0 | 0 | 0 | 6 | 44 | 35 | -9 | 677 | 0.89 | 18 | 69 | 44 | -25 | 79.55 | 3 |
| CULIACÁN | SLIMS000155 | IMSS | UMF 36 CULIACAN | 1 | 0 | -1 | 15 | 56 | 48 | -8 | 464 | 3.23 | 12 | 82 | 51 | -31 | 94.12 | 2 |
| CULIACÁN | SLIMS000160 | IMSS | UMF 46 CULIACAN | 0 | 0 | 0 | 7 | 20 | 13 | -7 | 364 | 1.92 | 16 | 28 | 20 | -8 | 65.00 | 5 |
| CULIACÁN | SLIMS000172 | IMSS | UMF 52 CULIACAN | 0 | 1 | 1 | 3 | 14 | 2 | -12 | 91 | 3.30 | 11 | 24 | 2 | -22 | 100.00 | 1 |
| CULIACÁN | SLIMS000633 | IMSS | UMF 55 CULIACAN | 0 | 0 | 0 | 5 | 23 | 8 | -15 | 244 | 2.05 | 15 | 45 | 19 | -26 | 42.11 | 11 |
| CULIACÁN | SLIMS000196 | IMSS | UMFH 22 EL DORADO | 0 | 0 | 0 | 6 | 0 | 1 | 1 | 19 | 31.58 | 5 | 0 | 2 | 2 | 50.00 | 9 |
| TOTAL MPIO. CULIACAN | | | | 25 | 26 | 1 | 1,456 | 307 | 251 | -56 | 9,355 | 15.56 | | 682 | 567 | -115 | 44.27 | |
| BADIRAGUATO | SLSSA018060 | SSA | CARAVANA DE LA SALUD TIPO 0 EL CASTILLO | 0 | 0 | 0 | 0 | 0 | 0 | 0 | 0 | - | - | 0 | 0 | 0 | - | - |
| BADIRAGUATO | SLSSA000362 | SSA | HIGUERAS DE ALVAREZ BORBOA(H DELOS MONZO | 0 | 0 | 0 | 0 | 0 | 0 | 0 | 0 | - | - | 0 | 0 | 0 | - | - |
| BADIRAGUATO | SLSSA000246 | SSA | HOSPITAL INTEGRAL BADIRAGUATO | 0 | 0 | 0 | 0 | 3 | 5 | 2 | 99 | 0.00 | 1 | 5 | 9 | 4 | 55.56 | 1 |
| TOTAL MPIO. BADIRAGUATO | | | | 0 | 0 | 0 | 0 | 3 | 5 | 2 | 99 | 0.00 | | 5 | 9 | 4 | 55.56 | |
| NAVOLATO | SLIMS000435 | IMSS | HGSMF 4 NAVOLATO | 0 | 1 | 1 | 4 | 4 | 2 | -2 | 263 | 1.52 | 2 | 15 | 5 | -10 | 40.00 | 2 |
| NAVOLATO | SLSSA002491 | SSA | HOSPITAL INTEGRAL NAVOLATO | 0 | 0 | 0 | 0 | 0 | 0 | 0 | 36 | 0.00 | 3 | 5 | 3 | -2 | 0.00 | 3 |
| NAVOLATO | SLSSA002305 | SSA | SAN PEDRO | 0 | 0 | 0 | 0 | 0 | 0 | 0 | 8 | 0.00 | 3 | 0 | 0 | 0 | - | - |
| NAVOLATO | SLIMS000440 | IMSS | UMFH 11 VILLA JUAREZ | 0 | 0 | 0 | 5 | 5 | 3 | -2 | 58 | 8.62 | 1 | 7 | 4 | -3 | 75.00 | 1 |
| TOTAL MPIO. NAVOLATO | | | | 0 | 1 | 1 | 9 | 9 | 5 | -4 | 365 | 2.47 | | 27 | 12 | -15 | 41.67 | |
| TOTAL JURISDICCION 4, CULIACAN | | | | 25 | 27 | 2 | 1,465 | 319 | 261 | -58 | 9,819 | 14.92 | | 714 | 588 | -126 | 44.39 | |

NUEVA NORMALIDAD

INDICE DE POSITIVIDAD
44.39

TASA DE LETALIDAD
14.92



COVID-19 Sinaloa: Casos y Defunciones JURISDICCIÓN MAZATLÁN



SALUD
RETARÍA DE SALUD

NUEVA NORMALIDAD

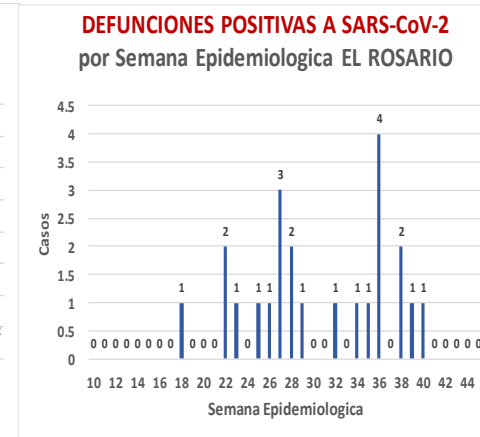
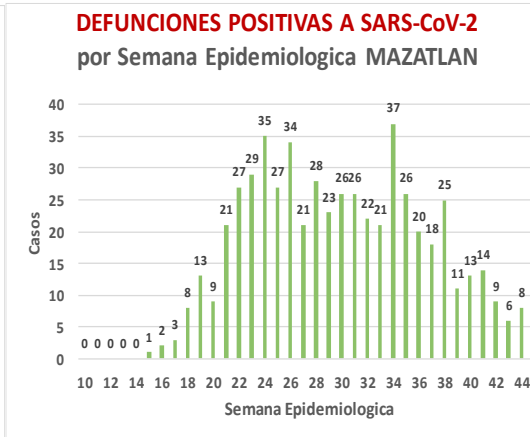
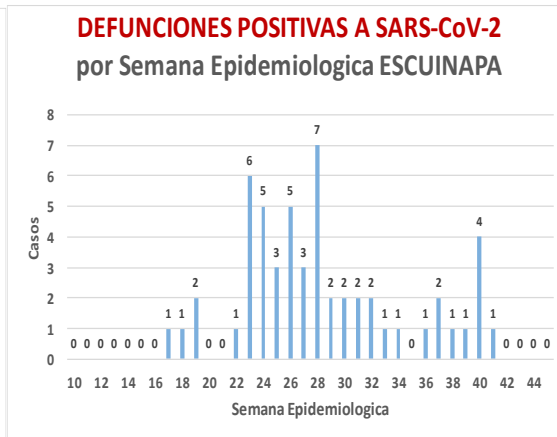
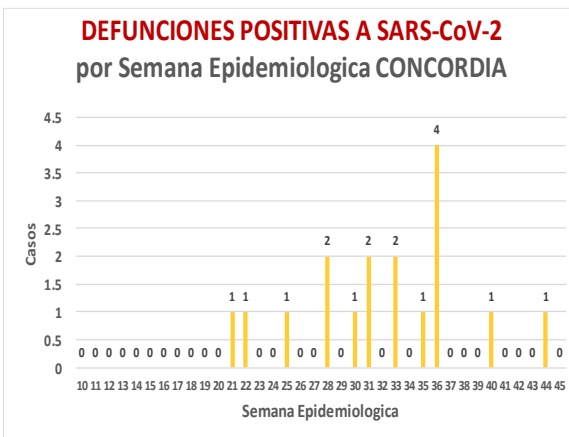
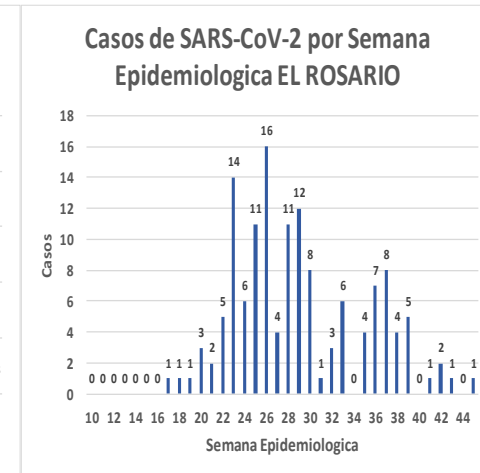
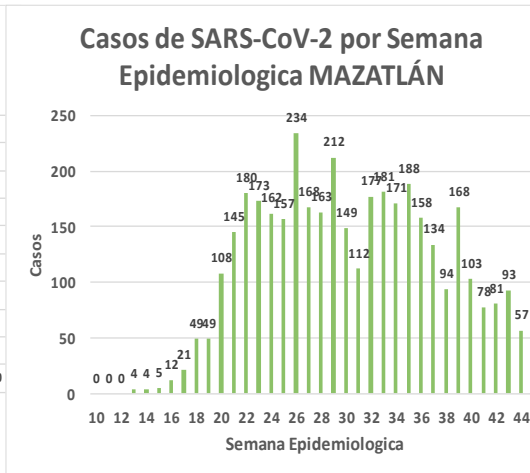
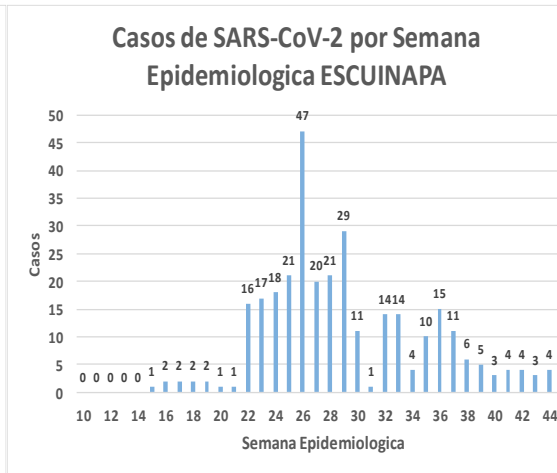
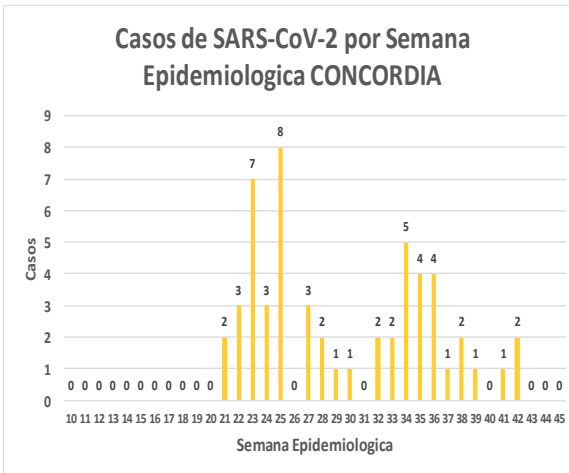
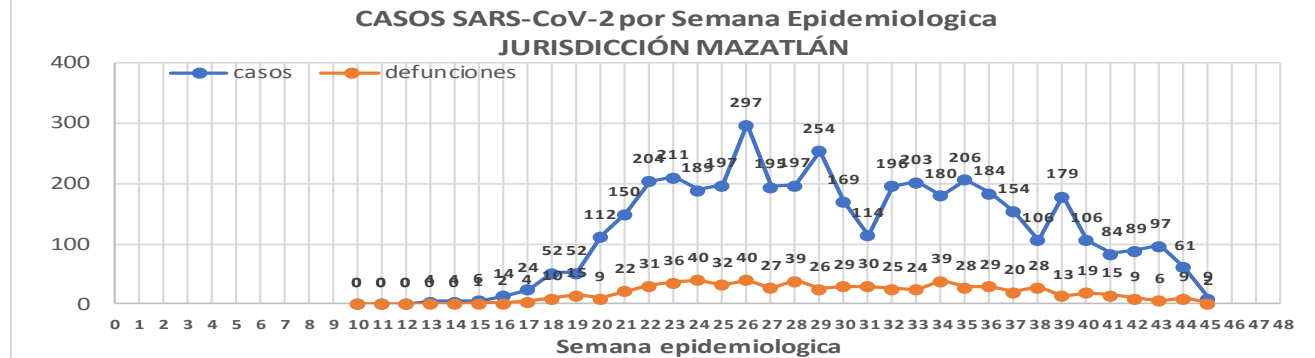
659
Defunciones
Jurisdicción
Mazatlán



Datos actualizados al **lunes, 02 de noviembre de 2020**

| JURISDICCION SANITARIA | Casos Acum. SARS-CoV-2* | % |
|-------------------------------|-------------------------|---------------|
| Jurisd. No. 6 Mazatlan | 4299 | 100.0% |
| CONCORDIA | 54 | 1.3% |
| ESCUINAPA | 309 | 7.2% |
| MAZATLAN | 3798 | 88.3% |
| ROSARIO | 138 | 3.2% |

* Municipio de residencia



COVID-19 Sinaloa: Muestreo de Casos **JURISDICCIÓN MAZATLÁN**



**NUEVA
NORMALIDAD**

659
Defunciones
Jurisdicción
MAZATLÁN



Jurisd. No. 6 Mazatlan

| INSTITUCION | NO ADECUADO | RECHAZADA | NO RECIBIDA | SOSPECHOSOS | TOTAL CON MUESTRA | % SOSPECHOSOS |
|--------------------|-------------|------------|-------------|--------------|-------------------|---------------|
| IMSS | 0 | 28 | 9 | 3,389 | 3,426 | 43.0% |
| IMSS-OPORTUNIDADES | 0 | 11 | 0 | 189 | 200 | 2.5% |
| ISSSTE | 2 | 24 | 3 | 355 | 384 | 4.8% |
| PRIVADA | 4 | 26 | 1 | 283 | 314 | 3.9% |
| SEDENA | 0 | 8 | 2 | 254 | 264 | 3.3% |
| SEMAR | 0 | 8 | 2 | 169 | 179 | 2.2% |
| SSA | 19 | 29 | 5 | 2,812 | 2,865 | 36.0% |
| PEMEX | 0 | 0 | 0 | 5 | 5 | 0.1% |
| ESTATAL | 0 | 0 | 0 | 4 | 4 | 0.1% |
| MUNICIPAL | 2 | 0 | 0 | 322 | 324 | 4.1% |
| TOTAL | 27 | 134 | 22 | 7,782 | 7,965 | 100.0% |

0.3% 1.7% 0.3% 97.7% 100.0%

RESULTADO DEFINITIVO EN PLATAFORMA SISVER; JUR MAZATLÁN

| | |
|----------------------------|-------------|
| SARS-CoV-2 | 4339 |
| NEGATIVO | 3329 |
| NO RECIBIDA | 22 |
| INF AH1N1 PMD | 4 |
| RECHAZADA | 134 |
| B | 7 |
| A H3 | 3 |
| METAPNEUMOVIRUS | 1 |
| ENTEROV//RHINOVIRUS | 2 |
| CORONA OC43 | 0 |
| NO ADECUADO | 27 |
| INF A | 0 |
| CORONA 229E | 0 |
| CORONA NL63 | 0 |
| CORONA HKU1 | 0 |
| VSR | 0 |
| ADENOVIRUS | 0 |
| PARAINFLUENZA 3 | 0 |
| NO SUBTIPIFICADO | 0 |

INFORMACION AL DIA : lunes, 02 de noviembre de 2020

SE TOMO MUESTRA PERO SIN RECEPCION EN LABORATORIO

| Municipios | IMSS | IMSS- OPORTUNIDADES | ISSSTE | PRIVADA | SEDENA | SEMAR | SSA | PEMEX | ESTATAL | MUNICIPAL | TOTAL |
|--------------|-----------|---------------------|----------|-----------|----------|----------|-----------|----------|----------|-----------|------------|
| CONCORDIA | 0 | 1 | 3 | 0 | 1 | 0 | 0 | 0 | 0 | 0 | 5 |
| ESCUINAPA | 0 | 0 | 0 | 0 | 0 | 0 | 1 | 0 | 0 | 0 | 1 |
| MAZATLAN | 19 | 4 | 4 | 36 | 6 | 3 | 13 | 0 | 0 | 0 | 85 |
| ROSARIO | 0 | 0 | 1 | 3 | 0 | 0 | 2 | 0 | 0 | 0 | 91 |
| TOTAL | 19 | 5 | 8 | 39 | 7 | 3 | 16 | 0 | 0 | 0 | 182 |

COVID-19 Sinaloa: Informe ejecutivo: JURISDICCIÓN MAZATLÁN

Unidades de Salud que han reportado en SISVER

| MUNICIPIO | CLUES | SECTOR | UNIDAD | Defunciones en la Semana Epidemiológica | | | Total Defunciones Asociadas a SarsCov-2 | Casos confirmados en la Semana Epidemiológica | | | Total de Casos Confirmados | Tasa letalidad X 100 (D/G)*100 | Lugar Letalidad | PRUEBAS REALIZADAS en la Sem Epidemiológica | | | INDICE DE POSITIVIDAD | Lugar de Índice de POSITIVIDAD |
|---------------------------------------|-------------|--------------------|---|---|----------------|----------|---|---|----------------|------------|----------------------------|--------------------------------|-----------------|---|----------------|------------|-----------------------|--------------------------------|
| | | | | SEM EPI NUM-43 | SEM EPI NUM-44 | Aumento | | SEM EPI NUM-43 | SEM EPI NUM-44 | Aumento | | | | SEM EPI NUM-43 | SEM EPI NUM-44 | Aumento | | |
| MAZATLÁN | XXDES002099 | SSA | BRIGADA EPIDEMIOLOGICA MAZATLAN | 0 | 0 | 0 | 0 | 0 | 0 | 0 | 0 | - | - | 0 | 0 | 0 | - | - |
| MAZATLÁN | SLSMP000732 | PRIVADA | CLINICA HOSPITAL MARIA DEL MAR | 0 | 0 | 0 | 4 | 0 | 0 | 0 | 12 | 33.33 | 3 | 0 | 0 | 0 | - | - |
| MAZATLÁN | SLSMP000621 | PRIVADA | CLINICA DEL MAR DE MAZATLAN S.A DE C.V. | 0 | 0 | 0 | 8 | 0 | 2 | 2 | 31 | 25.81 | 5 | 0 | 3 | 3 | 66.67 | 3 |
| MAZATLÁN | SLIMS000341 | IMSS | HGZMF 3 MAZATLAN | 2 | 5 | 3 | 299 | 58 | 45 | -13 | 1,659 | 18.02 | 7 | 135 | 107 | -28 | 42.06 | 5 |
| MAZATLÁN | SLSSA002585 | SSA | HOSPITAL GENERAL DE MAZATLAN | 1 | 0 | -1 | 142 | 4 | 4 | 0 | 368 | 38.59 | 2 | 6 | 13 | 7 | 30.77 | 7 |
| MAZATLÁN | SLSMM000014 | MUNICIPAL | HOSPITAL MARGARITA MAZA DE JUAREZ | 0 | 0 | 0 | 14 | 2 | 0 | -2 | 208 | 6.73 | 10 | 3 | 0 | -3 | - | - |
| MAZATLÁN | SLSMP002844 | PRIVADA | HOSPITAL MARINA MAZATLAN | 0 | 0 | 0 | 5 | 0 | 2 | 2 | 81 | 6.17 | 11 | 0 | 2 | 2 | 100.00 | 1 |
| MAZATLÁN | SLSDN000016 | SEDENA | HOSPITAL MILITAR REGIONAL DE MAZATLAN, SIN. | 2 | 1 | -1 | 34 | 5 | 0 | -5 | 201 | 16.92 | 8 | 6 | 0 | -6 | - | - |
| MAZATLÁN | SLSMA000022 | SEMAR | HOSPITAL NAVAL DE MAZATLAN | 0 | 0 | 0 | 28 | 0 | 2 | 2 | 101 | 27.72 | 4 | 1 | 3 | 2 | 66.67 | 3 |
| MAZATLÁN | SLSMP000616 | PRIVADA | HOSPITAL SHARP MAZATLAN S. A DE C. V. | 0 | 0 | 0 | 7 | 0 | 0 | 0 | 35 | 20.00 | 6 | 0 | 0 | 0 | - | - |
| MAZATLÁN | SLIMO000733 | IMSS-OPORTUNIDADES | HR VILLA UNION | 0 | 0 | 0 | 10 | 2 | 0 | -2 | 108 | 9.26 | 9 | 2 | 1 | -1 | 0.00 | 10 |
| MAZATLÁN | SLSSA002655 | SSA | JURISDICCION SANITARIA VI MAZATLAN | 0 | 0 | 0 | 0 | 1 | 2 | 1 | 424 | 0.00 | 14 | 14 | 7 | -7 | 28.57 | 9 |
| MAZATLÁN | SLIST000196 | ISSSTE | MAZATLAN | 1 | 3 | 2 | 100 | 2 | 1 | -1 | 253 | 39.53 | 1 | 5 | 1 | -4 | 100.00 | 1 |
| MAZATLÁN | SLSSA001576 | SSA | MAZATLAN (COL. 20 DE NOVIEMBRE) | 0 | 0 | 0 | 0 | 0 | 0 | 0 | 0 | - | - | 0 | 0 | 0 | - | - |
| MAZATLÁN | SLSSA001605 | SSA | MAZATLAN (COL. CENTRO) | 0 | 0 | 0 | 0 | 3 | 7 | 4 | 374 | 0.00 | 14 | 22 | 19 | -3 | 36.84 | 6 |
| MAZATLÁN | SLSSA017501 | SSA | OFICINAS JURISDICCIONALES | 0 | 0 | 0 | 0 | 0 | 0 | 0 | 0 | - | - | 0 | 0 | 0 | - | - |
| MAZATLÁN | SLIMS000353 | IMSS | UMF 45 MAZATLAN | 0 | 0 | 0 | 2 | 0 | 0 | 0 | 70 | 2.86 | 13 | 3 | 4 | 1 | 0.00 | 10 |
| MAZATLÁN | SLIMS000645 | IMSS | UMF 56 PRADOS | 0 | 0 | 0 | 3 | 4 | 3 | -1 | 89 | 3.37 | 12 | 5 | 10 | 5 | 30.00 | 8 |
| MAZATLÁN | SLSSA002515 | SSA | VALLE DEL JARIPILLO | 0 | 0 | 0 | 0 | 0 | 0 | 0 | 1 | 0.00 | 14 | 0 | 0 | 0 | - | - |
| TOTAL MPIO. MAZATLAN | | | | 6 | 9 | 3 | 656 | 81 | 68 | -13 | 4,015 | 16.34 | | 202 | 170 | -32 | 40.00 | |
| CONCORDIA | XXDES002097 | SSA | BRIGADA EPIDEMIOLOGICA CONCORDIA | 0 | 0 | 0 | 0 | 0 | 0 | 0 | 0 | - | - | 0 | 0 | 0 | - | - |
| CONCORDIA | SLSSA000485 | SSA | CONCORDIA | 0 | 0 | 0 | 0 | 0 | 0 | 0 | 10 | 0.00 | 2 | 1 | 0 | -1 | - | - |
| CONCORDIA | SLSSA000473 | SSA | HOSPITAL INTEGRAL CONCORDIA | 0 | 0 | 0 | 1 | 0 | 0 | 0 | 14 | 7.14 | 1 | 0 | 0 | 0 | - | - |
| TOTAL MPIO. CONCORDIA | | | | 0 | 0 | 0 | 1 | 0 | 0 | 0 | 24 | 4.17 | | 1 | 0 | -1 | - | |
| ROSARIO | SLIMO000832 | IMSS-OPORTUNIDADES | EL POZOLE | 0 | 0 | 0 | 0 | 0 | 0 | 0 | 0 | - | - | 0 | 0 | 0 | - | - |
| ROSARIO | SLIST000225 | ISSSTE | EL ROSARIO | 0 | 0 | 0 | 0 | 0 | 0 | 0 | 1 | 0.00 | 2 | 0 | 0 | 0 | - | - |
| ROSARIO | SLSSA001873 | SSA | HOSPITAL INTEGRAL DE EL ROSARIO | 0 | 0 | 0 | 2 | 1 | 1 | 0 | 75 | 2.67 | 1 | 3 | 5 | 2 | 20.00 | 1 |
| ROSARIO | SLIMS000406 | IMSS | UMFH 31 EL ROSARIO | 0 | 0 | 0 | 0 | 0 | 0 | 0 | 3 | 0.00 | 2 | 0 | 0 | 0 | - | - |
| TOTAL MPIO. ROSARIO | | | | 0 | 0 | 0 | 2 | 1 | 1 | 0 | 79 | 2.53 | | 3 | 5 | 2 | 20.00 | |
| ESCUINAPA | SLSSA001132 | SSA | ESCUINAPA | 0 | 0 | 0 | 1 | 1 | 0 | -1 | 19 | 5.26 | 3 | 2 | 0 | -2 | - | - |
| ESCUINAPA | SLSSA018253 | SSA | HOSPITAL GENERAL ESCUINAPA | 0 | 0 | 0 | 22 | 1 | 3 | 2 | 226 | 9.73 | 2 | 5 | 4 | -1 | 75.00 | 1 |
| ESCUINAPA | SLSSA001173 | SSA | TEACAPAN | 0 | 0 | 0 | 0 | 0 | 0 | 0 | 0 | - | - | 0 | 0 | 0 | - | - |
| ESCUINAPA | SLIMS000230 | IMSS | UMFH 29 ESCUINAPA | 0 | 0 | 0 | 2 | 0 | 0 | 0 | 16 | 12.50 | 1 | 0 | 1 | 1 | 0.00 | 2 |
| TOTAL MPIO. ESCUINAPA | | | | 0 | 0 | 0 | 25 | 2 | 3 | 1 | 261 | 9.58 | | 7 | 5 | -2 | 60.00 | |
| TOTAL JURISDICCION 6, MAZATLÁN | | | | 6 | 9 | 3 | 684 | 84 | 72 | -12 | 4,379 | 15.62 | | 213 | 180 | -33 | 40.00 | |

NUEVA NORMALIDAD

INDICE DE POSITIVIDAD 40.

TASA DE LETALIDAD 15.62



COVID-19 Sinaloa: Casos y Defunciones **JURISDICCIÓN GUASAVE**



NUEVA NORMALIDAD

474

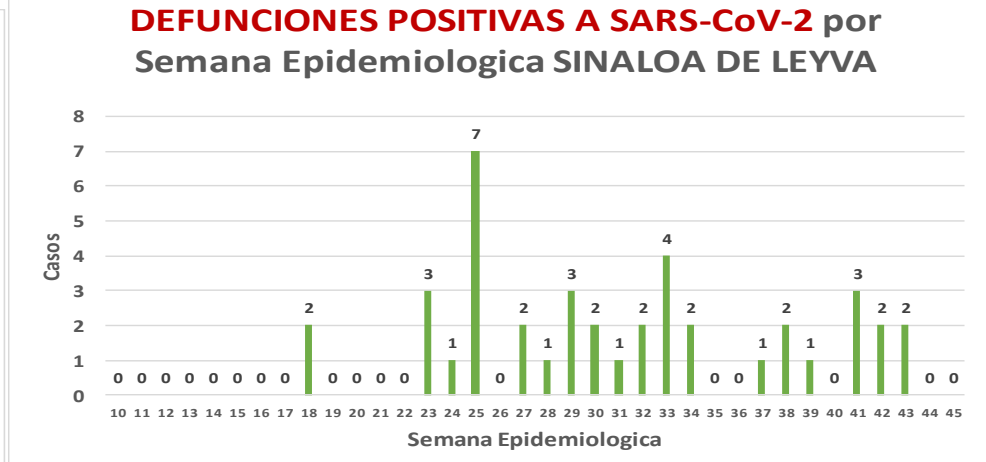
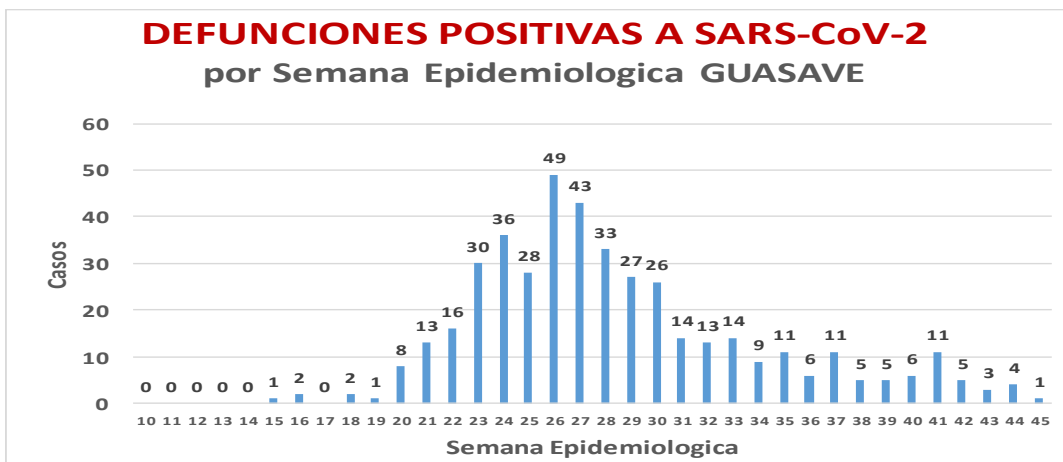
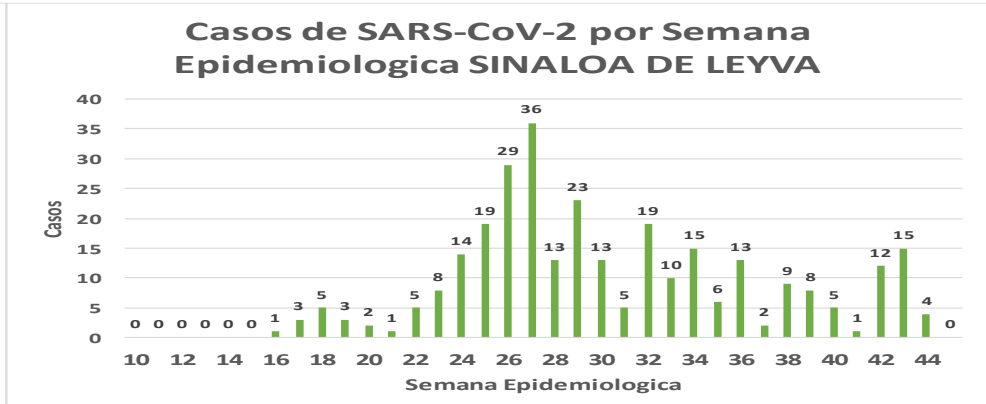
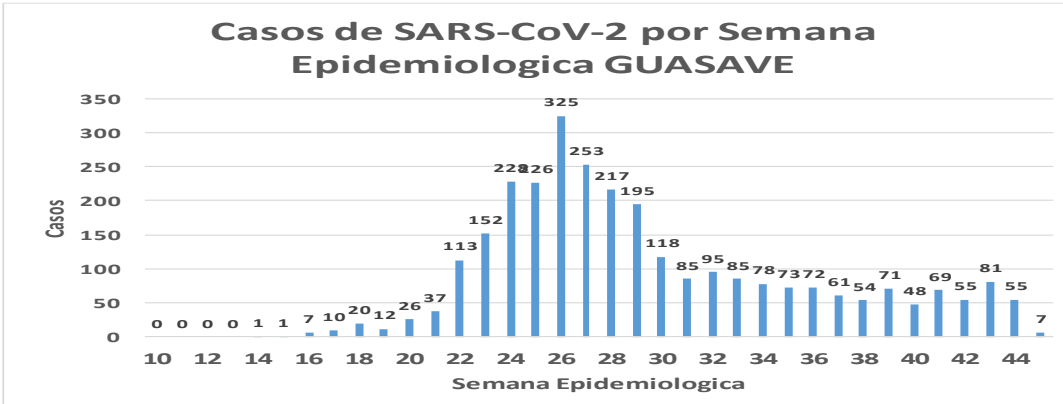
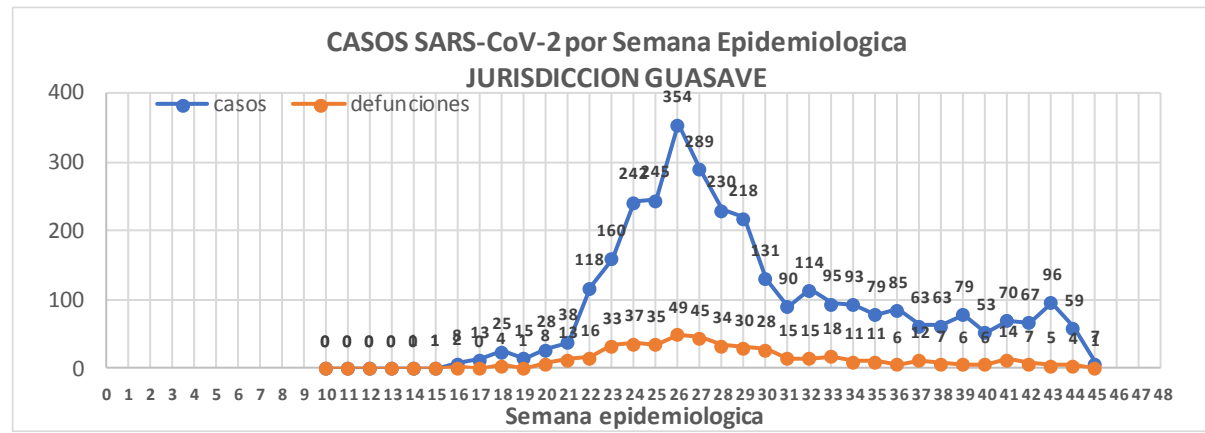
Defunciones Jurisdicción GUASAVE



Datos actualizados al **lunes, 02 de noviembre de 2020**

| JURISDICCION SANITARIA | Casos Acum. SARS-CoV-2* | % |
|------------------------|-------------------------|--------|
| Jurisd. No. 2 Guasave | 3229 | 100.0% |
| GUASAVE | 2930 | 90.7% |
| SINALOA | 299 | 9.3% |

* Municipio de residencia



COVID-19 Sinaloa: Muestreo de Casos JURISDICCIÓN GUASAVE



SALUD
SECRETARÍA DE SALUD

**NUEVA
NORMALIDAD**

474

**Defunciones
Jurisdicción
GUASAVE**



| Jurisd. No. 2 Guasave | | | | | | |
|-----------------------|-------------|------------|-------------|--------------|-------------------|---------------|
| INSTITUCION | NO ADECUADO | RECHAZADA | NO RECIBIDA | SOSPECHOSOS | TOTAL CON MUESTRA | % SOSPECHOSOS |
| IMSS | 0 | 89 | 4 | 3,412 | 3,505 | 56.1% |
| IMSS-OPORTUNIDADES | 0 | 2 | 0 | 13 | 15 | 0.2% |
| ISSSTE | 1 | 2 | 0 | 100 | 103 | 1.6% |
| PRIVADA | 0 | 0 | 0 | 50 | 50 | 0.8% |
| SEDENA | 0 | 0 | 0 | 0 | 0 | 0.0% |
| SEMAR | 0 | 0 | 0 | 5 | 5 | 0.1% |
| SSA | 15 | 28 | 0 | 2,517 | 2,560 | 41.0% |
| PEMEX | 0 | 0 | 0 | 1 | 1 | 0.0% |
| ESTATAL | 0 | 0 | 0 | 8 | 8 | 0.1% |
| MUNICIPAL | 0 | 0 | 0 | 0 | 0 | 0.0% |
| TOTAL | 16 | 121 | 4 | 6,106 | 6,247 | 100.0% |
| | 0.3% | 1.9% | 0.1% | 97.7% | 100.0% | |

| RESULTADO DEFINITIVO EN PLATAFORMA SISVER; JUR GUASAVE | |
|--|------|
| SARS-CoV-2 | 3256 |
| NEGATIVO | 2654 |
| NO RECIBIDA | 4 |
| INF AH1N1 PMD | 11 |
| RECHAZADA | 121 |
| B | 5 |
| A H3 | 5 |
| METAPNEUMOVIRUS | 2 |
| ENTEROV//RHINOVIRUS | 5 |
| CORONA OC43 | 0 |
| NO ADECUADO | 16 |
| INF A | 0 |
| CORONA 229E | 0 |
| CORONA NL63 | 0 |
| CORONA HKU1 | 0 |
| VSR | 0 |
| ADENOVIRUS | 0 |
| PARAINFLUENZA 3 | 0 |
| NO SUBTIPIFICADO | 0 |

INFORMACION AL DIA : lunes, 02 de noviembre de 2020

SE TOMO MUESTRA PERO SIN RECEPCION EN LABORATORIO

| Municipios | IMSS | IMSS-OPORTUNIDADES | ISSSTE | PRIVADA | SEDENA | SEMAR | SSA | PEMEX | ESTATAL | MUNICIPAL | TOTAL |
|---------------------------|-----------|--------------------|----------|-----------|----------|----------|-----------|----------|----------|-----------|------------|
| GUASAVE | 88 | 0 | 0 | 11 | 0 | 0 | 52 | 0 | 0 | 0 | 151 |
| SINALOA | 4 | 0 | 2 | 1 | 0 | 0 | 10 | 0 | 0 | 0 | 17 |
| TOTAL JURISDICCION | 92 | 0 | 2 | 12 | 0 | 0 | 62 | 0 | 0 | 0 | 168 |

COVID-19 Sinaloa: Informe ejecutivo: JURISDICCIÓN GUASAVE

Unidades de Salud que han reportado en SISVER

| MUNICIPIO | CLUES | SECTOR | UNIDAD | Defunciones en la Semana Epidemiológica | | | Total Defunciones Asociadas a SarsCov-2 | Casos confirmados en la Semana Epidemiológica | | | Total de Casos Confirmados | Tasa letalidad X 100 (D/G)*100 | Lugar Letalidad | PRUEBAS REALIZADAS en la Sem Epidemiológica | | | INDICE DE POSITIVIDAD | Lugar de Índice de Positividad |
|--------------------------------------|-------------|--------|--|---|----------------|-----------|---|---|----------------|------------|----------------------------|--------------------------------|-----------------|---|----------------|------------|-----------------------|--------------------------------|
| | | | | SEM EPI NUM-43 | SEM EPI NUM-44 | Aumento | | SEM EPI NUM-43 | SEM EPI NUM-44 | Aumento | | | | SEM EPI NUM-43 | SEM EPI NUM-44 | Aumento | | |
| | | | | | | | | | | | | | | | | | | |
| GUASAVE | SLSSA001296 | SSA | BACHOCO | 0 | 0 | 0 | 0 | 0 | 0 | 0 | 1 | 0.00 | 3 | 0 | 0 | 0 | - | - |
| GUASAVE | SLSSA001301 | SSA | BAMOA | 0 | 0 | 0 | 0 | 0 | 0 | 0 | 5 | 0.00 | 3 | 0 | 0 | 0 | - | - |
| GUASAVE | XXDES002086 | SSA | BRIGADA EPIDEMIOLOGICA GUASAVE | 0 | 0 | 0 | 0 | 0 | 0 | 0 | 0 | - | - | 0 | 0 | 0 | - | - |
| GUASAVE | SLSSA018224 | SSA | CENTRO DE SALUD GUASAVE II | 0 | 0 | 0 | 0 | 34 | 14 | -20 | 670 | 0.00 | 3 | 81 | 30 | -51 | 46.67 | 3 |
| GUASAVE | SLSSA001354 | SSA | COREREPE (EL GALLO) | 0 | 0 | 0 | 0 | 0 | 0 | 0 | 1 | 0.00 | 3 | 0 | 0 | 0 | - | - |
| GUASAVE | SLSSA001366 | SSA | EL CUBILETE (EL NUMERO UNO) | 0 | 0 | 0 | 0 | 0 | 0 | 0 | 2 | 0.00 | 3 | 0 | 0 | 0 | - | - |
| GUASAVE | SLSSA001412 | SSA | EL HUITUSSI | 0 | 0 | 0 | 0 | 0 | 0 | 0 | 0 | - | - | 0 | 0 | 0 | - | - |
| GUASAVE | SLSSA001395 | SSA | GABRIEL LEYVA SOLANO (BENITO JUAREZ) | 0 | 0 | 0 | 0 | 0 | 0 | 0 | 2 | 0.00 | 3 | 0 | 0 | 0 | - | - |
| GUASAVE | SLSSA001383 | SSA | GABRIEL LEYVA SOLANO (EL BATAMOTE) | 0 | 0 | 0 | 0 | 0 | 0 | 0 | 1 | 0.00 | 3 | 0 | 0 | 0 | - | - |
| GUASAVE | SLIST000160 | ISSSTE | GUASAVE | 0 | 0 | 0 | 0 | 0 | 0 | 0 | 0 | - | - | 0 | 0 | 0 | - | - |
| GUASAVE | SLIMS000271 | IMSS | HGZMF 32 GUASAVE | 4 | 2 | -2 | 281 | 38 | 40 | 2 | 1,837 | 15.30 | 2 | 87 | 83 | -4 | 48.19 | 2 |
| GUASAVE | SLSSA001255 | SSA | HOSPITAL GENERAL GUASAVE | 0 | 1 | 1 | 89 | 4 | 4 | 0 | 262 | 33.97 | 1 | 5 | 6 | 1 | 66.67 | 1 |
| GUASAVE | SLSSA001400 | SSA | JUAN JOSE RIOS | 0 | 0 | 0 | 0 | 0 | 0 | 0 | 4 | 0.00 | 3 | 0 | 0 | 0 | - | - |
| GUASAVE | SLSSA001313 | SSA | LA BRECHA | 0 | 0 | 0 | 0 | 0 | 0 | 0 | 2 | 0.00 | 3 | 0 | 0 | 0 | - | - |
| GUASAVE | SLSSA001511 | SSA | LA TRINIDAD | 0 | 0 | 0 | 0 | 0 | 0 | 0 | 3 | 0.00 | 3 | 0 | 0 | 0 | - | - |
| GUASAVE | SLSSA001470 | SSA | LAS QUEMAZONES | 0 | 0 | 0 | 0 | 0 | 0 | 0 | 1 | 0.00 | 3 | 0 | 0 | 0 | - | - |
| GUASAVE | SLSSA001424 | SSA | LEON FONSECA (ESTACION VERDURA) | 0 | 0 | 0 | 0 | 0 | 0 | 0 | 3 | 0.00 | 3 | 0 | 0 | 0 | - | - |
| GUASAVE | SLSSA001436 | SSA | NIO | 0 | 0 | 0 | 0 | 0 | 0 | 0 | 3 | 0.00 | 3 | 0 | 0 | 0 | - | - |
| GUASAVE | SLSSA001441 | SSA | PALOS BLANCOS | 0 | 0 | 0 | 0 | 0 | 0 | 0 | 3 | 0.00 | 3 | 0 | 0 | 0 | - | - |
| GUASAVE | SLSSA001506 | SSA | SAN RAFAEL (GRAL.MIGUEL VALLE DAVALOS) | 0 | 0 | 0 | 0 | 0 | 0 | 0 | 3 | 0.00 | 3 | 0 | 0 | 0 | - | - |
| GUASAVE | SLIMS000312 | IMSS | UMFH 15 JUAN JOSE RIOS | 0 | 0 | 0 | 0 | 0 | 0 | 0 | 5 | 0.00 | 3 | 0 | 3 | 3 | 0.00 | 4 |
| TOTAL MPIO. GUASAVE | | | | 4 | 3 | -1 | 370 | 76 | 58 | -18 | 2808 | 13.18 | | 173 | 122 | -51 | 47.54 | |
| SINALOA | SLSSA002211 | SSA | ESTACION NARANJO | 0 | 0 | 0 | 0 | 0 | 0 | 0 | 4 | 0.00 | 1 | 0 | 0 | 0 | - | - |
| SINALOA | SLSSA002141 | SSA | SINALOA DE LEYVA | 0 | 0 | 0 | 0 | 8 | 0 | -8 | 142 | 0.00 | 1 | 37 | 0 | -37 | - | - |
| SINALOA | SLSSA017361 | SSA | UNIDAD TECNICO ADMINSTRATIVA | 0 | 0 | 0 | 0 | 0 | 0 | 0 | 0 | - | - | 0 | 0 | 0 | - | - |
| TOTAL MPIO. SINALOA DE LEYVA | | | | 0 | 0 | 0 | 0 | 8 | 0 | -8 | 146 | 0.00 | | 37 | 0 | -37 | - | |
| TOTAL JURISDICCION 2, GUASAVE | | | | 4 | 3 | -1 | 370 | 84 | 58 | -26 | 2,954 | 12.53 | | 210 | 122 | -88 | 47.54 | |

NUEVA NORMALIDAD

INDICE DE POSITIVIDAD
47.54

TASA DE LETALIDAD
12.53



COVID-19 Sinaloa: Casos y Defunciones JURISDICCIÓN GUAMUCHIL



SALUD
SECRETARÍA DE SALUD

NUEVA NORMALIDAD

241

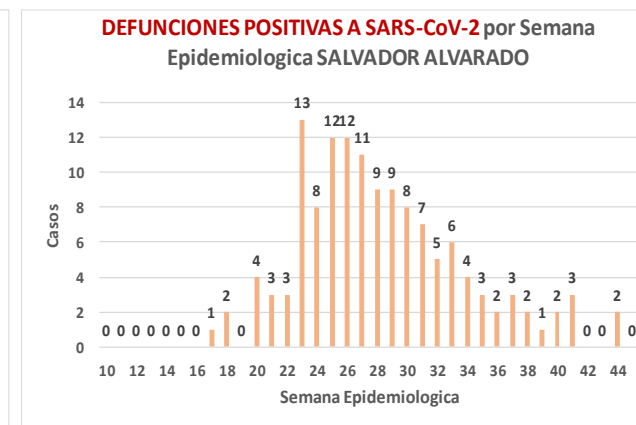
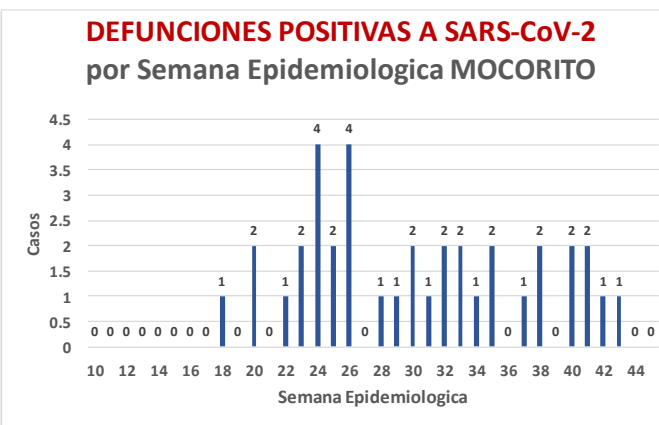
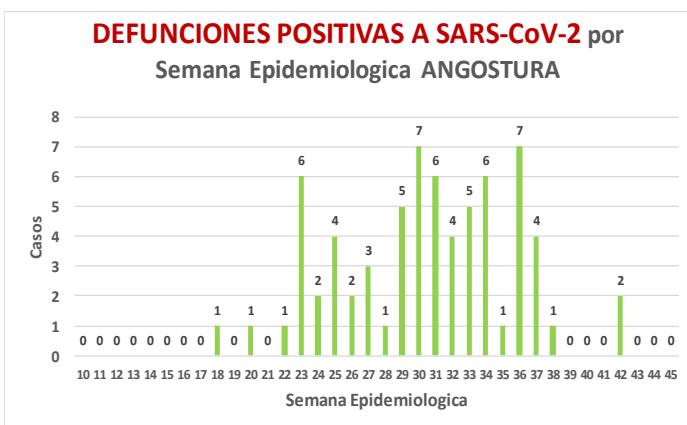
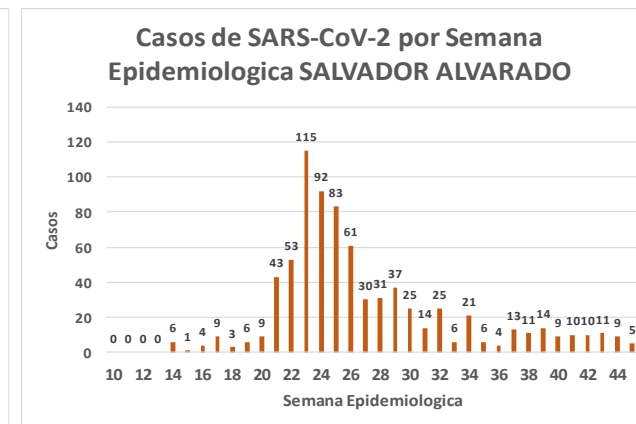
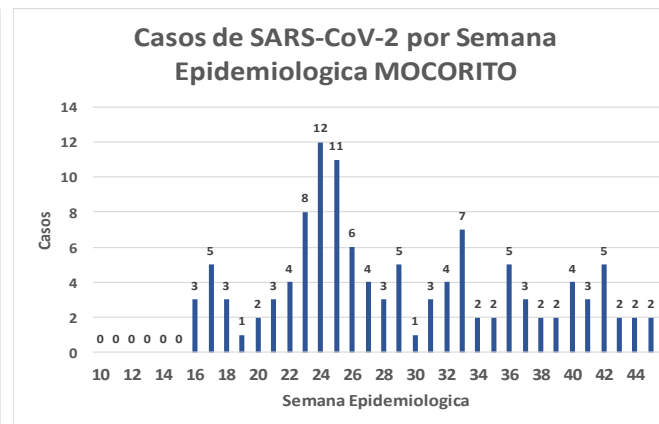
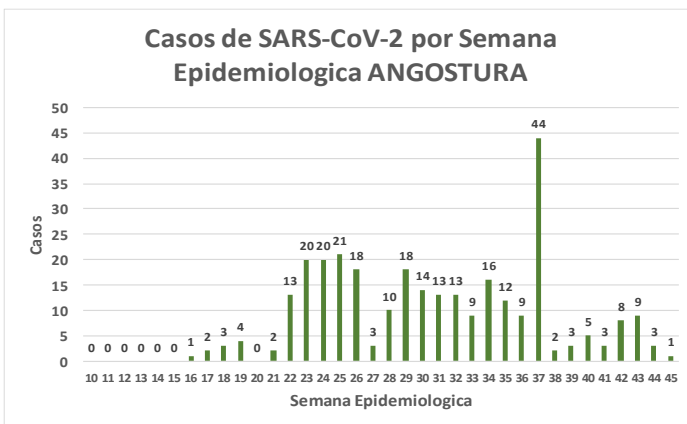
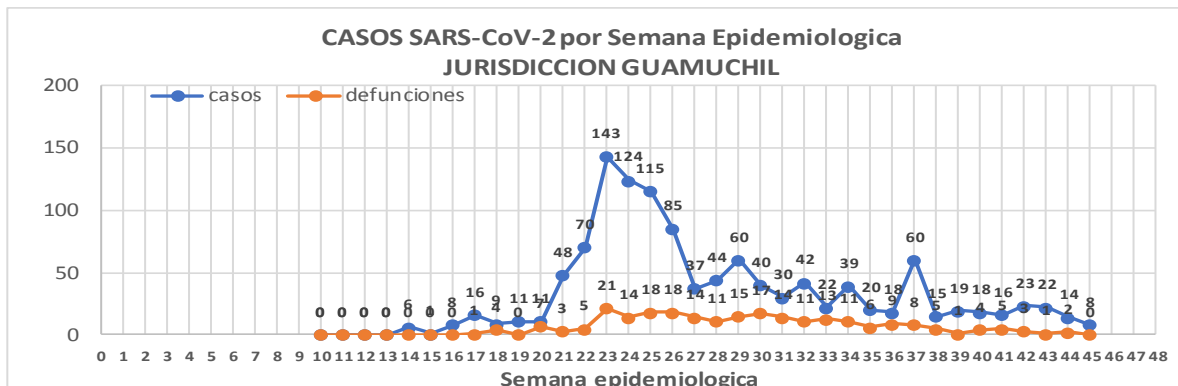
Defunciones Jurisdicción GUAMUCHIL



Datos actualizados al **lunes, 02 de noviembre de 2020**

| JURISDICCION SANITARIA | Casos Acum. SARS-CoV-2* | % |
|--------------------------------|-------------------------|---------------|
| Jurisd. No. 3 Guamuchil | 1194 | 100.0% |
| ANGOSTURA | 299 | 25.0% |
| MOCORITO | 119 | 10.0% |
| SALVADOR ALVARADO | 776 | 65.0% |

* Municipio de residencia



COVID-19 Sinaloa: Muestreo de Casos JURISDICCIÓN GUAMUCHIL



Jurisd. No. 3 Guamuchil

| INSTITUCION | NO ADECUADO | RECHAZADA | NO RECIBIDA | SOSPECHOSOS | TOTAL CON MUESTRA | % SOSPECHOSOS |
|--------------------|-------------|-----------|-------------|--------------|-------------------|---------------|
| IMSS | 0 | 6 | 1 | 643 | 650 | 33.5% |
| IMSS-OPORTUNIDADES | 0 | 0 | 0 | 0 | 0 | 0.0% |
| ISSSTE | 0 | 3 | 0 | 69 | 72 | 3.7% |
| PRIVADA | 0 | 0 | 0 | 26 | 26 | 1.3% |
| SEDENA | 0 | 0 | 0 | 8 | 8 | 0.4% |
| SEMAR | 0 | 0 | 0 | 0 | 0 | 0.0% |
| SSA | 3 | 8 | 0 | 1,159 | 1,170 | 60.2% |
| PEMEX | 0 | 0 | 0 | 0 | 0 | 0.0% |
| ESTATAL | 0 | 0 | 0 | 16 | 16 | 0.8% |
| MUNICIPAL | 0 | 0 | 0 | 0 | 0 | 0.0% |
| TOTAL | 3 | 17 | 1 | 1,921 | 1,942 | 100.0% |
| | 0.2% | 0.9% | 0.1% | 98.9% | 100.0% | |

RESULTADO DEFINITIVO EN PLATAFORMA SISVER; JUR GUAMUCHIL

| | |
|---------------------|------|
| SARS-CoV-2 | 1202 |
| NEGATIVO | 688 |
| NO RECIBIDA | 1 |
| INF AH1N1 PMD | 0 |
| RECHAZADA | 17 |
| B | 1 |
| A H3 | 0 |
| METAPNEUMOVIRUS | 0 |
| ENTEROV//RHINOVIRUS | 3 |
| CORONA OC43 | 0 |
| NO ADECUADO | 3 |
| INF A | 0 |
| CORONA 229E | 0 |
| CORONA NL63 | 0 |
| CORONA HKU1 | 0 |
| VSR | 0 |
| ADENOVIRUS | 0 |
| PARAINFLUENZA 3 | 0 |
| NO SUBTIPIFICADO | 0 |

NUEVA NORMALIDAD

241

Defunciones
Jurisdicción
GUAMUCHIL

INFORMACION AL DIA : lunes, 02 de noviembre de 2020

SE TOMO MUESTRA PERO SIN RECEPCION EN LABORATORIO

| Municipios | IMSS | IMSS-OPORTUNIDADES | ISSSTE | PRIVADA | SEDENA | SEMAR | SSA | PEMEX | ESTATAL | MUNICIPAL | TOTAL |
|---------------------------|-----------|--------------------|----------|----------|----------|----------|----------|----------|----------|-----------|-----------|
| ANGOSTURA | 1 | 0 | 4 | 4 | 0 | 0 | 0 | 0 | 0 | 0 | 9 |
| MOCORITO | 0 | 0 | 2 | 0 | 0 | 0 | 0 | 0 | 0 | 0 | 2 |
| SALVADOR ALVARADO | 10 | 0 | 2 | 1 | 0 | 0 | 3 | 0 | 0 | 0 | 16 |
| TOTAL JURISDICCION | 11 | 0 | 8 | 5 | 0 | 0 | 3 | 0 | 0 | 0 | 27 |



COVID-19 Sinaloa: Informe ejecutivo: JURISDICCIÓN GUAMUCHIL

Unidades de Salud que han reportado en SISVER

| MUNICIPIO | CLUES | SECTOR | UNIDAD | Defunciones en la Semana Epidemiológica | | | Total Defunciones Asociadas a SarsCov-2 | | | | Total de Casos Confirmados | Tasa letalidad X 100 (D/G)*100 | Lugar Letalidad | PRUEBAS REALIZADAS en la Sem Epidemiológica | | | INDICE DE POSITIVIDAD | Lugar de Índice de POSITIVIDAD |
|--|-------------|--------|--------------------------------------|---|----------------|----------|---|----------------|----------------|-----------|----------------------------|--------------------------------|-----------------|---|----------------|-----------|-----------------------|--------------------------------|
| | | | | SEM EPI NUM-43 | SEM EPI NUM-44 | Aumento | | SEM EPI NUM-43 | SEM EPI NUM-44 | Aumento | | | | SEM EPI NUM-43 | SEM EPI NUM-44 | Aumento | | |
| SALVADOR ALVARADO | SLSSA001955 | SSA | CENTRO DE SALUD GUAMUCHIL | 0 | 0 | 0 | 0 | 0 | 0 | 0 | 0 | - | - | 0 | 0 | 0 | - | - |
| SALVADOR ALVARADO | SLIST000230 | ISSSTE | GUAMUCHIL | 0 | 0 | 0 | 0 | 0 | 0 | 0 | 0 | - | - | 0 | 0 | 0 | - | - |
| SALVADOR ALVARADO | SLIMS000411 | IMSS | HGSMF 30 GUAMUCHIL | 0 | 1 | 1 | 130 | 12 | 11 | -1 | 411 | 31.63 | 1 | 15 | 21 | 6 | 52.38 | 1 |
| SALVADOR ALVARADO | SLSSA018113 | SSA | HOSPITAL GENERAL DE GUAMUCHIL | 1 | 0 | -1 | 57 | 5 | 6 | 1 | 324 | 17.59 | 2 | 13 | 15 | 2 | 40.00 | 2 |
| SALVADOR ALVARADO | SLSSA002631 | SSA | JURISDICCION SANITARIA III GUAMUCHIL | 0 | 0 | 0 | 0 | 1 | 0 | -1 | 270 | 0.00 | 3 | 1 | 0 | -1 | - | - |
| TOTAL MPIO. SALVADOR ALVARADO | | | | 1 | 1 | 0 | 187 | 18 | 17 | -1 | 1005 | 18.61 | | 29 | 36 | 7 | 47.22 | |
| ANGOSTURA | SLSSA000193 | SSA | HOSPITAL INTEGRAL ANGOSTURA | 0 | 0 | 0 | 0 | 0 | 0 | 0 | 19 | 0.00 | 1 | 0 | 0 | 0 | - | - |
| ANGOSTURA | SLIMS000090 | IMSS | UMF 51 LA ANGOSTURA | 0 | 0 | 0 | 0 | 1 | 0 | -1 | 3 | 0.00 | 1 | 1 | 2 | 1 | 0.00 | 5 |
| TOTAL MPIO. ANGOSTURA | | | | 0 | 0 | 0 | 0 | 1 | 0 | -1 | 22 | 0.00 | | 1 | 2 | 1 | 0.00 | |
| MOCORITO | SLSSA001716 | SSA | HOSPITAL INTEGRAL MOCORITO | 0 | 0 | 0 | 1 | 0 | 0 | 0 | 16 | 6.25 | 1 | 0 | 2 | 2 | 0.00 | 5 |
| TOTAL MPIO. MOCORITO | | | | 0 | 0 | 0 | 1 | 0 | 0 | 0 | 16 | 6.25 | | 0 | 2 | 2 | 0.00 | |
| TOTAL JURISDICCION 3, GUAMUCHIL | | | | 1 | 1 | 0 | 188 | 19 | 17 | -2 | 1,043 | 18.02 | | 30 | 40 | 10 | 42.50 | |

NUEVA NORMALIDAD

INDICE DE POSITIVIDAD
42.5

TASA DE LETALIDAD
18.02

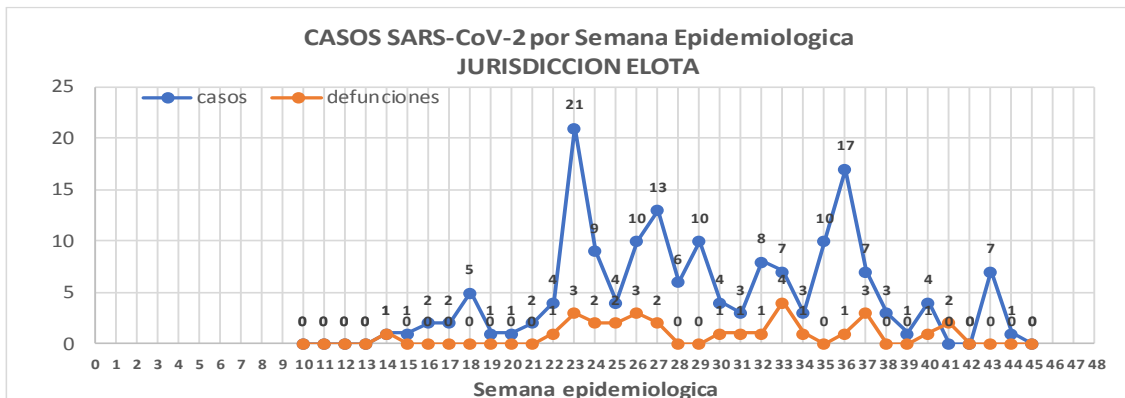


COVID-19 Sinaloa: Casos y Defunciones JURISDICCIÓN ELOTA

Datos actualizados al **lunes, 02 de noviembre de 2020**

| JURISDICCION SANITARIA | Casos Acum. SARS-CoV-2* | % |
|------------------------|-------------------------|---------------|
| Jurisd. No. 5 Elota | 167 | 100.0% |
| COSALA | 67 | 40.1% |
| ELOTA | 53 | 31.7% |
| SAN IGNACIO | 47 | 28.1% |

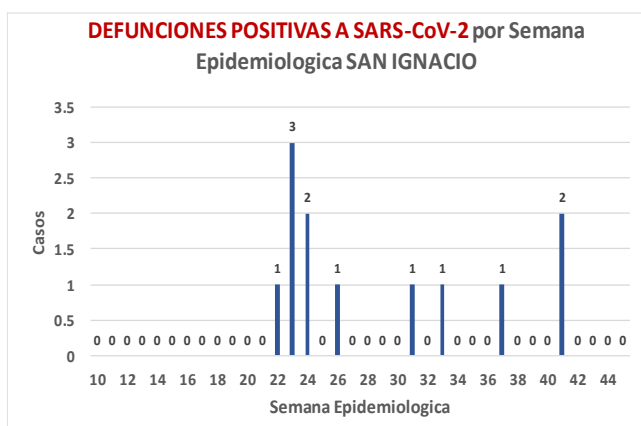
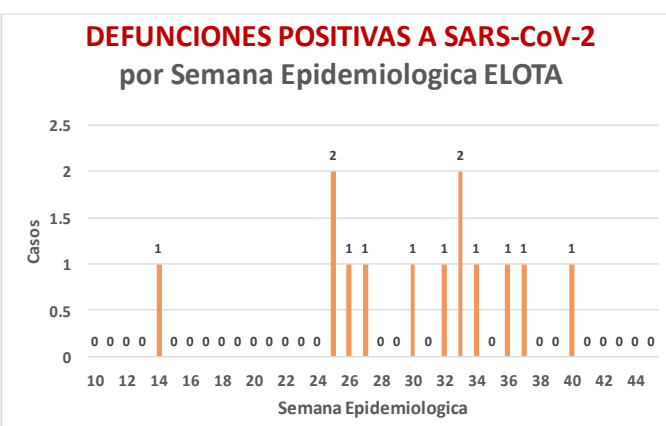
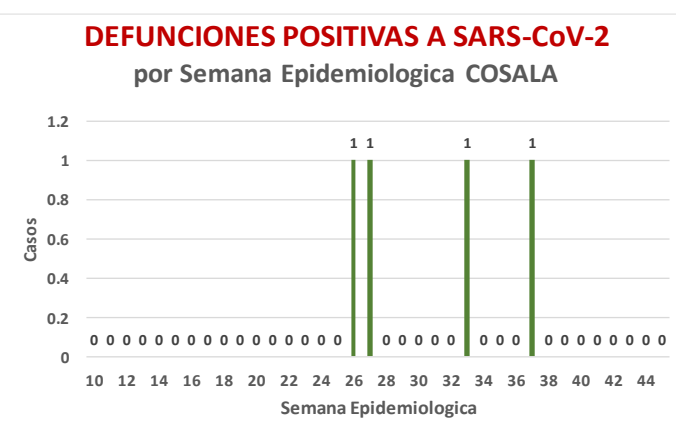
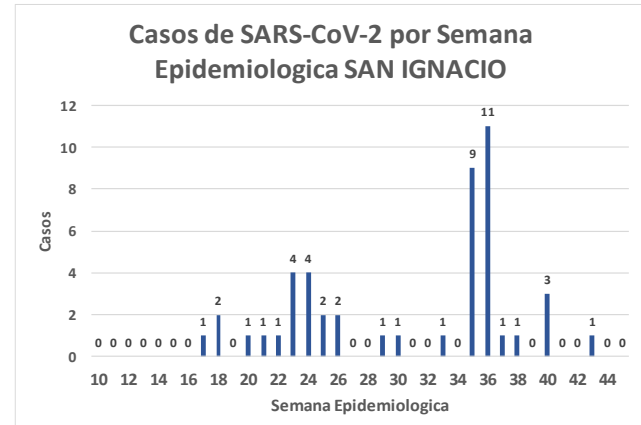
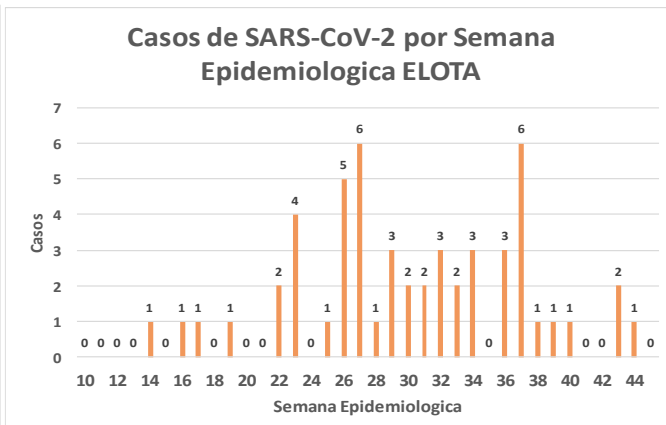
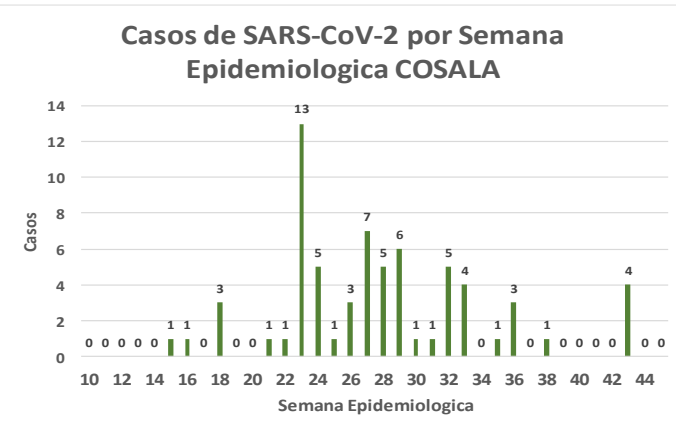
* Municipio de residencia



NUEVA NORMALIDAD

29

Defunciones Jurisdicción ELOTA



COVID-19 Sinaloa: Muestreo de Casos JURISDICCIÓN ELOTA



NUEVA
NORMALIDAD

29

Defunciones
Jurisdicción
ELOTA



Jurisd. No. 5 Elota

| INSTITUCION | NO ADECUADO | RECHAZADA | NO RECIBIDA | SOSPECHOSOS | TOTAL CON MUESTRA | % SOSPECHOSOS |
|--------------------|-------------|-----------|-------------|-------------|-------------------|---------------|
| IMSS | 0 | 0 | 0 | 38 | 38 | 10.4% |
| IMSS-OPORTUNIDADES | 0 | 0 | 0 | 1 | 1 | 0.3% |
| ISSSTE | 0 | 0 | 0 | 30 | 30 | 8.2% |
| PRIVADA | 0 | 1 | 0 | 7 | 8 | 2.2% |
| SEDENA | 0 | 0 | 0 | 4 | 4 | 1.1% |
| SEMAR | 0 | 0 | 0 | 0 | 0 | 0.0% |
| SSA | 1 | 14 | 0 | 264 | 279 | 76.4% |
| PEMEX | 0 | 0 | 0 | 0 | 0 | 0.0% |
| ESTATAL | 0 | 0 | 0 | 4 | 4 | 1.1% |
| MUNICIPAL | 0 | 0 | 0 | 1 | 1 | 0.3% |
| TOTAL | 1 | 15 | 0 | 349 | 365 | 100.0% |
| | 0.3% | 4.1% | 0.0% | 95.6% | 100.0% | |

| RESULTADO DEFINITIVO EN PLATAFORMA SISVER; JUR ELOTA | |
|--|-----|
| SARS-CoV-2 | 170 |
| NEGATIVO | 158 |
| NO RECIBIDA | 0 |
| INF AH1N1 PMD | 1 |
| RECHAZADA | 15 |
| B | 4 |
| A H3 | 0 |
| METAPNEUMOVIRUS | 1 |
| ENTEROV//RHINOVIRUS | 3 |
| CORONA OC43 | 1 |
| NO ADECUADO | 1 |
| INF A | 0 |
| CORONA 229E | 0 |
| CORONA NL63 | 0 |
| CORONA HKU1 | 0 |
| VSR | 0 |
| ADENOVIRUS | 1 |
| PARAINFLUENZA 3 | 0 |
| NO SUBTIPIFICADO | 0 |

INFORMACION AL DIA : lunes, 02 de noviembre de 2020

SE TOMO MUESTRA PERO SIN RECEPCION EN LABORATORIO

| Municipios | IMSS | IMSS-OPORTUNIDADES | ISSSTE | PRIVADA | SEDENA | SEMAR | SSA | PEMEX | ESTATAL | MUNICIPAL | TOTAL |
|---------------------------|----------|--------------------|----------|----------|----------|----------|----------|----------|----------|-----------|-----------|
| COSALA | 0 | 0 | 1 | 0 | 0 | 0 | 3 | 0 | 0 | 0 | 4 |
| ELOTA | 0 | 0 | 2 | 0 | 0 | 0 | 0 | 0 | 0 | 0 | 2 |
| SAN IGNACIO | 0 | 0 | 1 | 0 | 0 | 0 | 3 | 0 | 0 | 0 | 4 |
| TOTAL JURISDICCION | 0 | 0 | 4 | 0 | 0 | 0 | 6 | 0 | 0 | 0 | 10 |

COVID-19 Sinaloa: Informe ejecutivo: JURISDICCión ELOTA

Unidades de Salud que han reportado en SISVER

| MUNICIPIO | CLUES | SECTOR | UNIDAD | Defunciones en la Semana Epidemiológica | | | Total Defunciones Asociadas a SarsCov-2 | Casos confirmados en la Semana Epidemiológica | | | Total de Casos Confirmados | Tasa letalidad X 100 (D/G)*100 | Lugar Letalidad | PRUEBAS REALIZADAS en la Sem Epidemiológica | | | INDICE DE POSITIVIDAD | Lugar de Índice de POSITIVIDAD |
|------------------------------------|-------------|--------|-------------------------------|---|----------------|----------|---|---|----------------|-----------|----------------------------|--------------------------------|-----------------|---|----------------|-----------|-----------------------|--------------------------------|
| | | | | SEM EPI NUM-43 | SEM EPI NUM-44 | Aumento | | SEM EPI NUM-43 | SEM EPI NUM-44 | Aumento | | | | SEM EPI NUM-43 | SEM EPI NUM-44 | Aumento | | |
| ELOTA | SLSSA017594 | SSA | HOSPITAL GENERAL LA CRUZ | 0 | 0 | 0 | 0 | 0 | 0 | 0 | 6 | 0.00 | 1 | 0 | 0 | 0 | - | - |
| ELOTA | SLSSA001086 | SSA | LA CRUZ | 0 | 0 | 0 | 0 | 0 | 0 | 0 | 0 | - | - | 0 | 0 | 0 | - | - |
| ELOTA | SLIMS000225 | IMSS | UMF 21 LA CRUZ | 0 | 0 | 0 | 0 | 0 | 0 | 0 | 3 | 0.00 | 1 | 0 | 0 | 0 | - | - |
| TOTAL MPIO. ELOTA | | | | 0 | 0 | 0 | 0 | 0 | 0 | 0 | 9 | 0.00 | | 0 | 0 | 0 | - | |
| COSALÁ | SLSSA000572 | SSA | HOSPITAL INTEGRAL COSALA | 0 | 0 | 0 | 1 | 4 | 0 | -4 | 54 | 1.85 | - | 7 | 0 | -7 | - | - |
| TOTAL MPIO. COSALA | | | | 0 | 0 | 0 | 1 | 4 | 0 | -4 | 54 | 1.85 | | 7 | 0 | -7 | - | |
| SAN IGNACIO | SLSSA017570 | SSA | HOSPITAL INTEGRAL SAN IGNACIO | 0 | 0 | 0 | 0 | 0 | 0 | 0 | 0 | - | - | 0 | 0 | 0 | - | - |
| TOTAL MPIO. SAN IGNACIO | | | | 0 | 0 | 0 | 0 | 0 | 0 | 0 | 0 | - | | 0 | 0 | 0 | - | |
| TOTAL JURISDICCION 5, ELOTA | | | | 0 | 0 | 0 | 1 | 4 | 0 | -4 | 63 | 1.59 | | 7 | 0 | -7 | - | |

NUEVA NORMALIDAD

INDICE DE POSITIVIDAD -

TASA DE LETALIDAD 1.59





DIRECCIÓN DE PREVENCIÓN Y PROMOCIÓN DE LA SALUD
SUBDIRECCIÓN DE VIGILANCIA EPIDEMIOLÓGICA

SALUD

SECRETARÍA DE SALUD

